



Special Education Parents Surveys

Public Information Office

06/06/21

Background and understanding the data

Survey Dates: May 24 to June 2, 9 days.

How was the survey shared: The survey was emailed directly to all special education TPS parents/guardians.

Understanding weighted averages: Survey takers were asked to rank items by importance. Those ranking were compiled to calculate a weighted average score; this allows us to see overall how important survey takers ranked an individual item.

Weighted average is calculated by taking the number of response multiplied by the weighted value, this gives us the weighted sum which is divided by the sum total responses. Let's take an example of ten survey takers ranking three items, 1 being the highest and 3 the lowest rank.

In the table below, we see can how the survey takers ranked the items. To calculate the weighted average we assign each ranking a weight and multiple that weight by the number of responses for that answer, this gives of a weighted sum. We take the weighted sum and divide it by the total survey responses (in this case 10) and we get our weighted average.

Rank 1 = weight of 3 x number of responses = weighted sum / total survey responses = weighted average
Rank 2 = weight of 2 x number of responses = weighted sum / total survey responses = weighted average
Rank 3 = weight of 1 x number of responses = weighted sum / total survey responses = weighted average

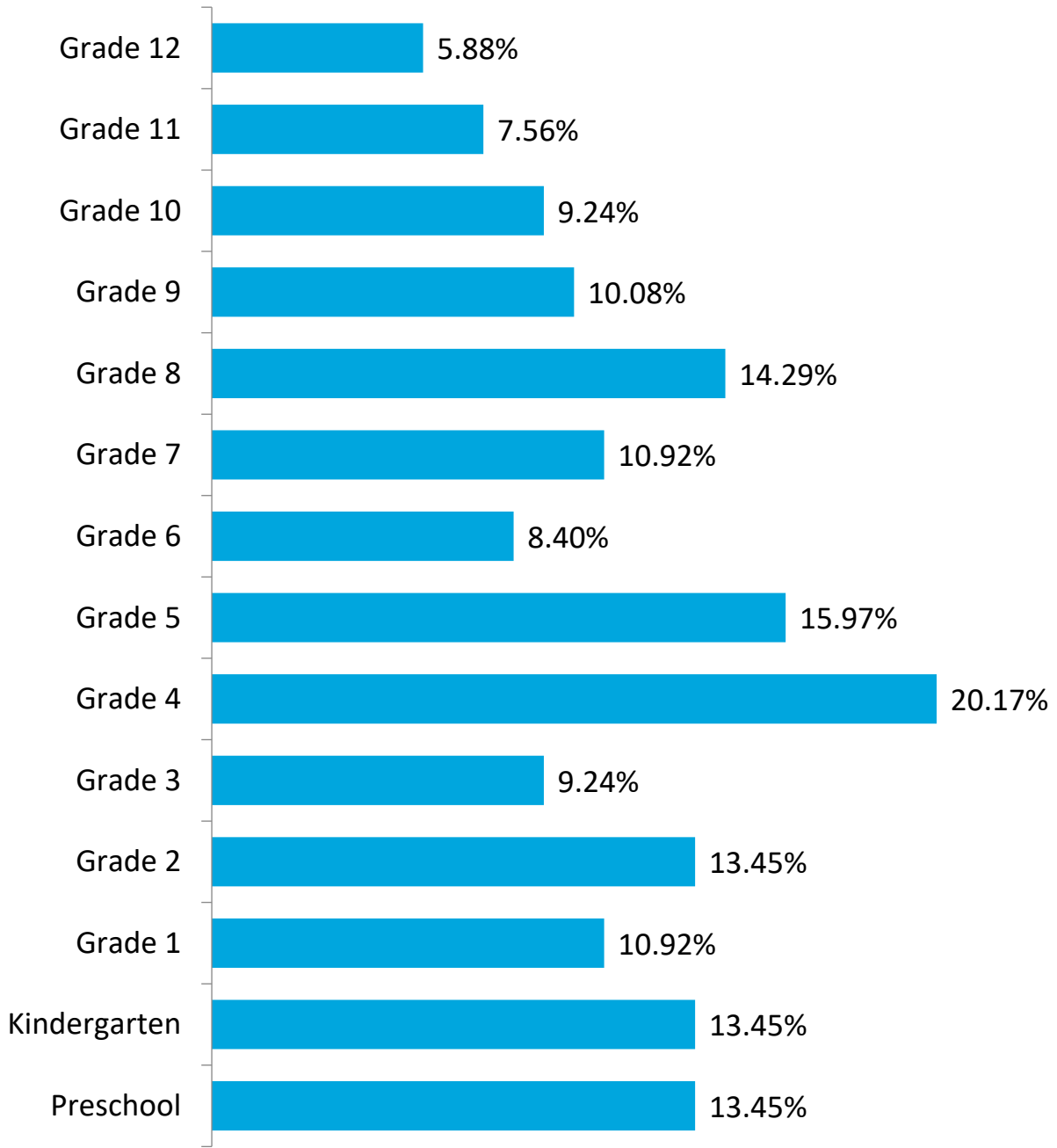
	Ranking			Weighted Sum	Weighted Average
	1	2	3		
Item A	4	4	2	22	2.2
Item B	1	4	5	16	1.6
Item C	5	2	3	22	2.2

} Even though more survey takers ranked Item C as their number 1, it has the same weight as Item A when we consider the second and third rankings.

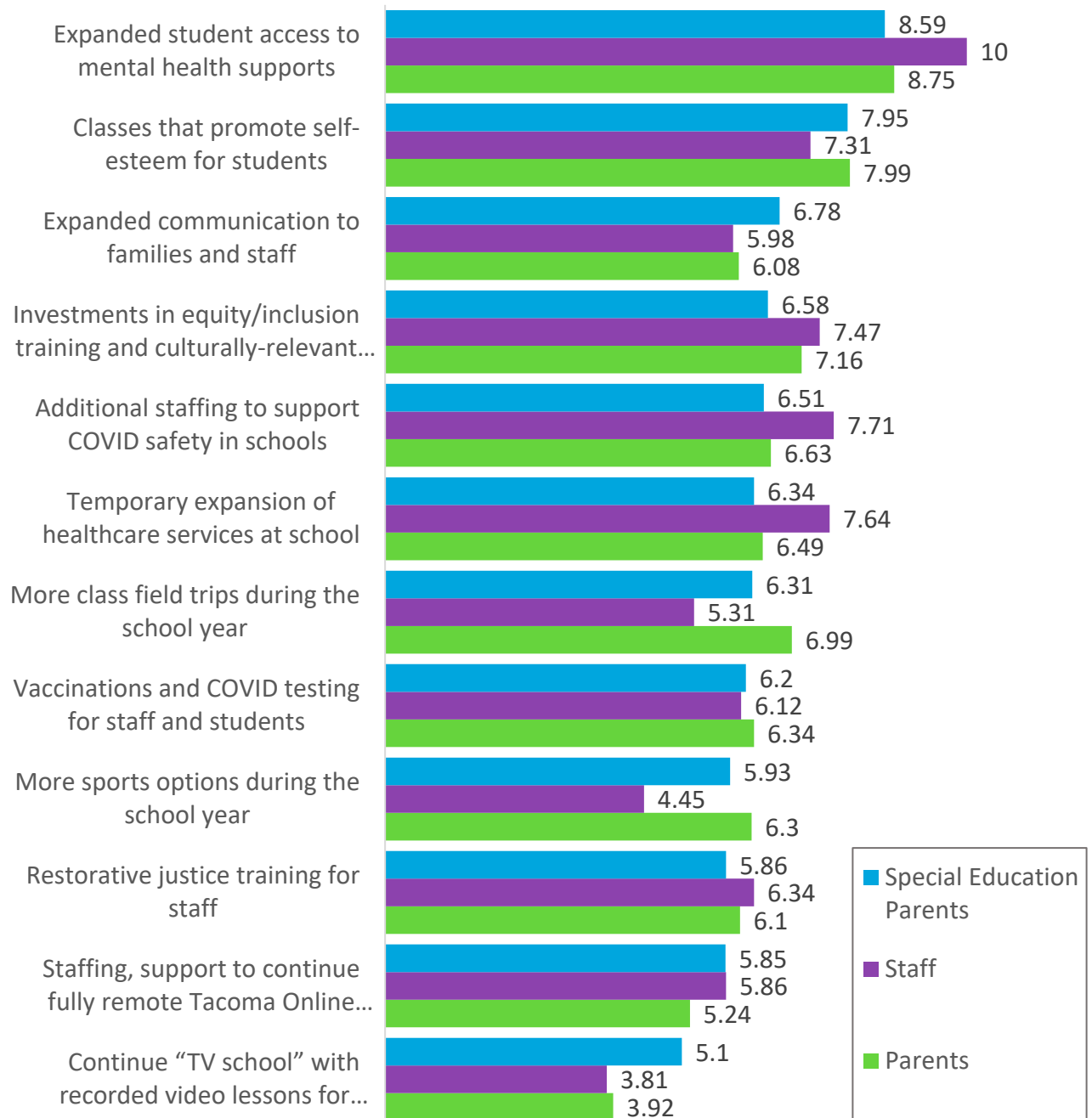
Comparing questions: The more items there are to rank the higher the possible weighted average, **do not compare the weighted average of an item from one question to another.** For example, do not compare the weighted averages in Teaching Activity to Central Services, with 10 items for Teaching Activities and seven for Central Services, items in Teaching Activities will automatically have higher weighted averages.

Special Education Parent responses, by grade level

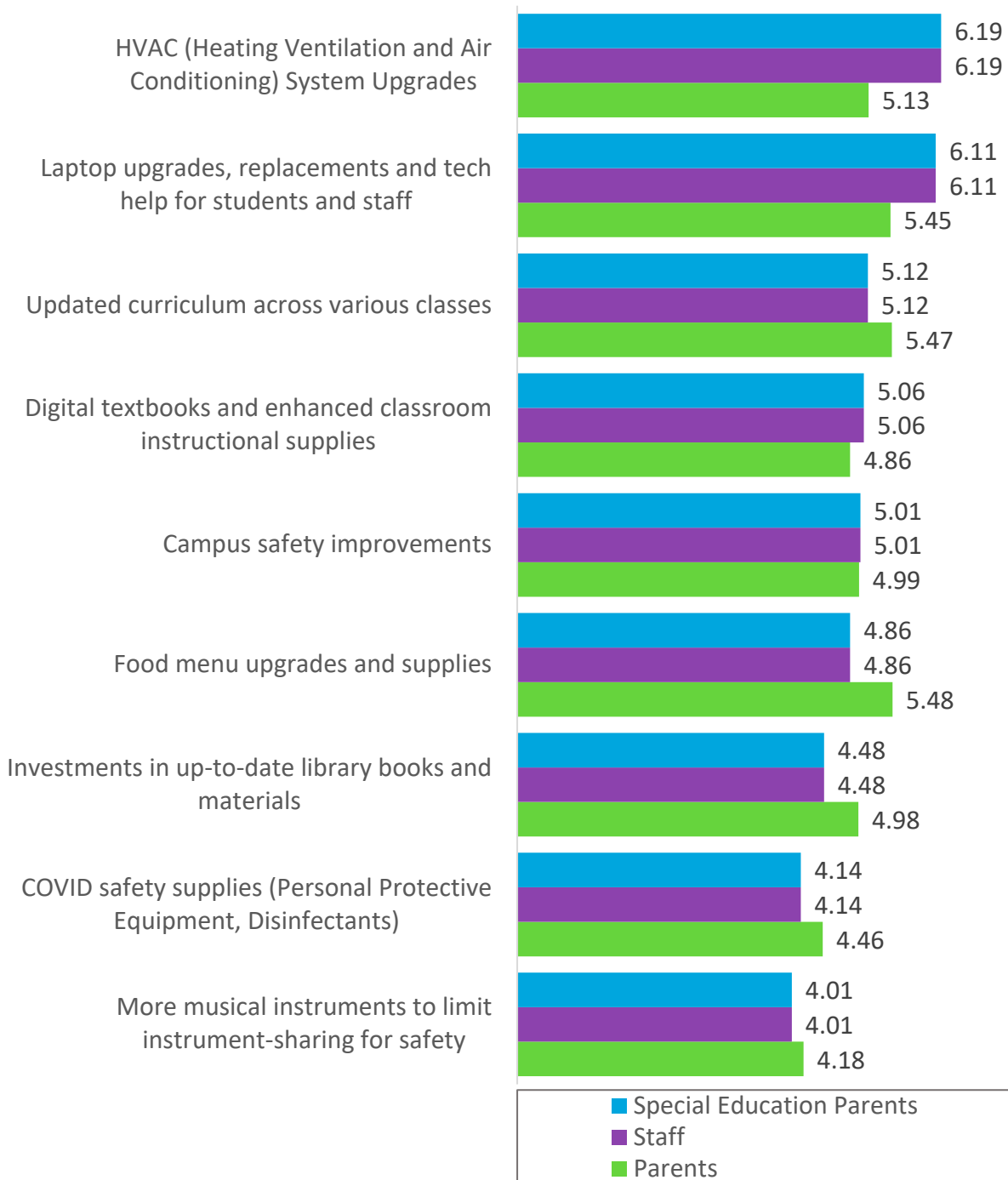
There were a total of 119 responses.



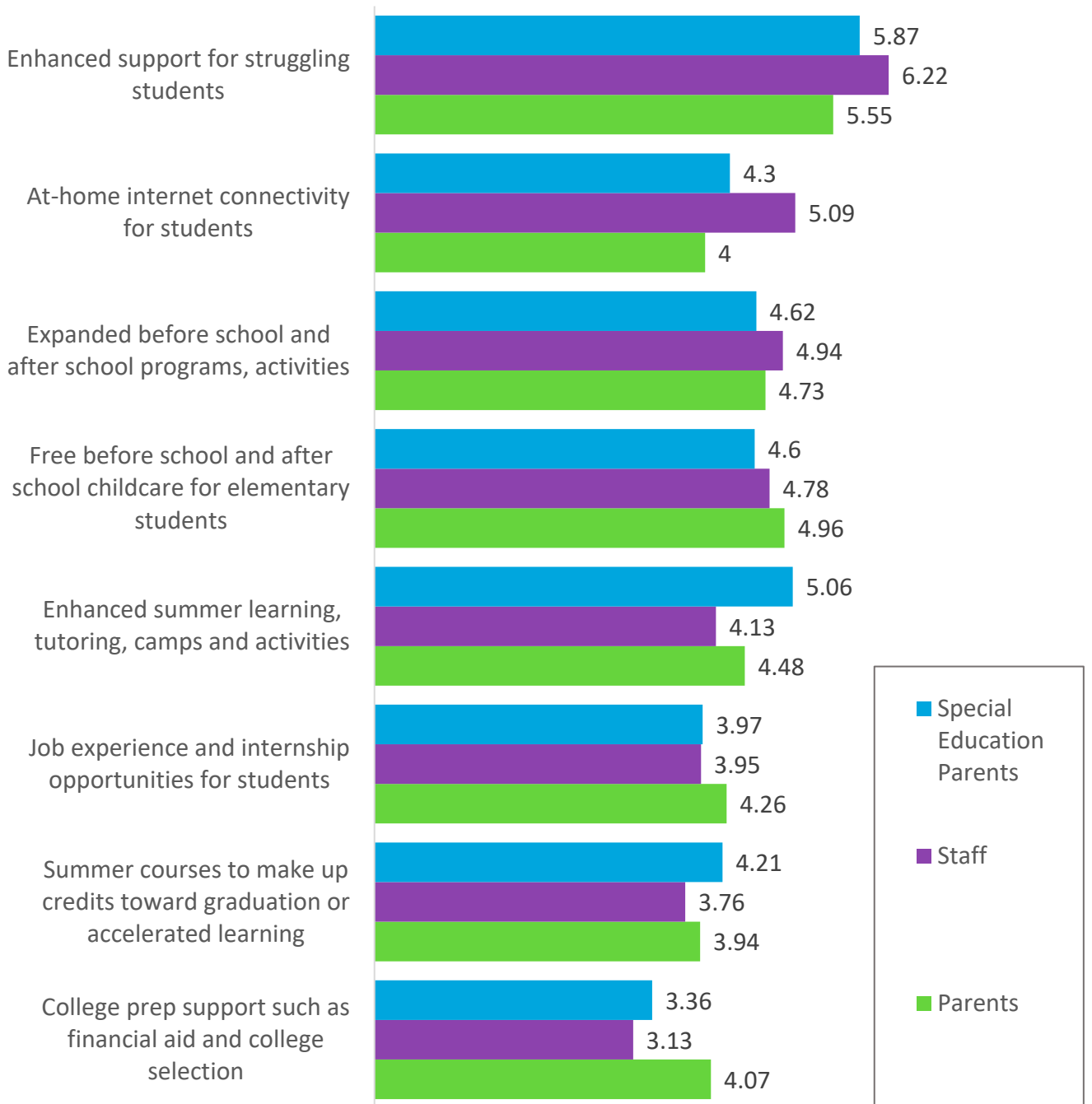
Q1) Please rank investments in student supports.



Q2) Please rank investments in buildings and supplies.



Q3) Please rank investments beyond the school day.



Q4) Other suggestions for what TPS could invest in to help your student/s:

There were a total of 55 comments on this question, the main theme was extra support for struggling students. Below are some example comments:

Help for struggling students...

- *“One on one tutoring for IEP students 1 hour per day or 3x a week”*
- *“Extra help or tutoring for students who need it, also summer programs for children”*
- *“Need more help with students that are struggling and and hard to understand what they learn explain more and one on one with them”*
- *“To offer a free tutoring service for all students who struggled this year.”*
- *“Continue reloading students food cards for families, upgrade sensory rooms for special needs students, free program subscriptions such as ABC learning and other programs schools use for special needs students and free subscriptions for families, programs for parents like parent to parent program for children with special needs, gift cards for special needs students for parents to buy therapeutic items that a school uses so the child can have those same items at home to continue support at home after school.”*
- *“Need more help with students that are struggling and and hard to understand what they learn explain more and one on one with them”*
- *“Start dyslexia testing for students as soon as possible! Then invest in teachers who can reach kids with dyslexia. They don’t learn the same and need to be thought in a manner that they can understand.”*