

# Summer Reading Packet

-first grade 2021/22-

We are so excited to have your child in our class next year! Please review the following skills/sheets during the summer break to keep skills sharp & prepare to begin first grade.

We plan to collect each student's packet during the first week of school.

## **Reading:**

Please have your child read the pre-primer (list 1) words in isolation. Continue to read these words until mastery is reached. Once your child can read those words correctly, color in box number 1 in the "words" column and then move to reading the words in phrases. Once mastery is reached for pre-primer "phrases" 1, color in the box and move to list 2. Continue on until all lists are completed. If mastery is met for pre-primer and phrases, your child may move on to the primer word list in isolation.

## **Writing:**

Each child needs to practice forming each letter of the alphabet (uppercase & lowercase) correctly. Also, please practice writing a sentence with appropriate capitalization and punctuation. Students should be using neat, legible handwriting and writing in the lines correctly.

## **Math:**

Incoming first graders are expected to know how to count from 0-100 starting at any number. They should also know how to count backwards from 20 to 0. Students should be able to recognize number words from zero to twenty. Additionally, students should be able to compare, add, and subtract numbers between 0-10.

**Thank you for your support!**

# How to Prevent the Summer Slide

“The Summer Slide” is a term educators use to describe when students forget skills over the summer holidays. To prevent this (and to prepare your child for next year), I recommend the following:

- **Read books** with your child! A visit to our library will keep your reading game on point. Talk about books with them.
- Play **board games**. This teaches your child to understand rules, take turns, count spaces, and practice numbers.
- **Colour** with crayons, markers, and coloured pencils. Colouring will practice pencil grip and fine motor skills.
- Encourage your child to **write**! Some students can write e-mails, letters, and grocery lists. Others are practicing writing their names. Talk about **letters** and their sounds.
- **Computer** or **iPad** time? No problem! Teach Your Monster to Read and TV0 Kids are amazing, free, and educational!



- **Play outside**. Practice gross motor skills such as running, climbing, kicking, throwing, and catching.
- Go to **festivals**.
- Encourage your child to **build** and **experiment**.

# Pre-Primer

Words

Phrases

1

2

3

4

1

2

3

4

# Pre-Primer

up

look

is

go

we

little

down

can

see

not

List

2

# Pre-Primer

Look up!

He is little.

I can see him.

Do not go down.

Go down the little hill.

We look up.

We can not go.

It is a little dog.

I can see.

We go up the hill.

2

# Pre-Primer



here

help

make

yellow

two

play

run

find

three

funny

# Pre-Primer



The sun is yellow.

Come here and help.

I will make a yellow sun.

Will you play with us?

I will find three dogs.

It is funny.

I can not find it.

I can run and play.

I will help.

The three dogs are funny.

I will play!

List

4

4



Name: \_\_\_\_\_

Date: \_\_\_\_\_

# Sight Word Detective

Read the following passage, circle the sight word, and fill in the following blanks.

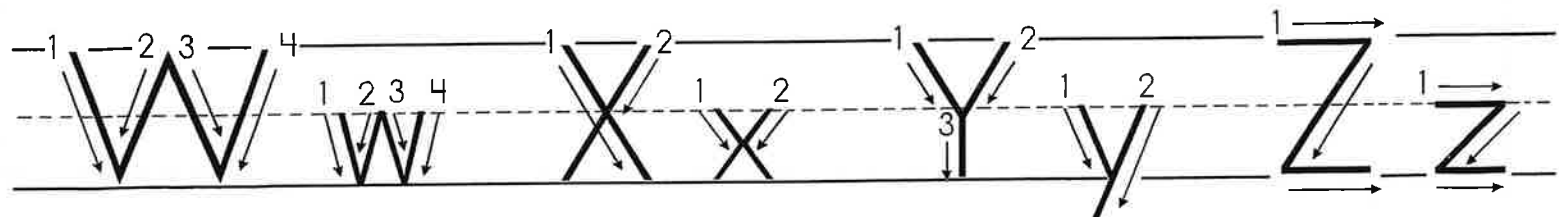
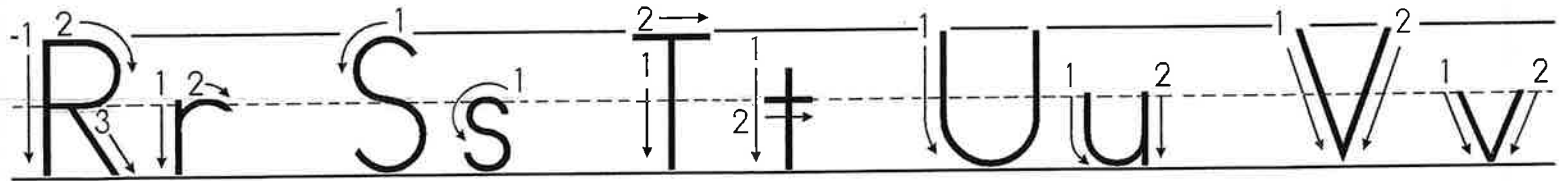
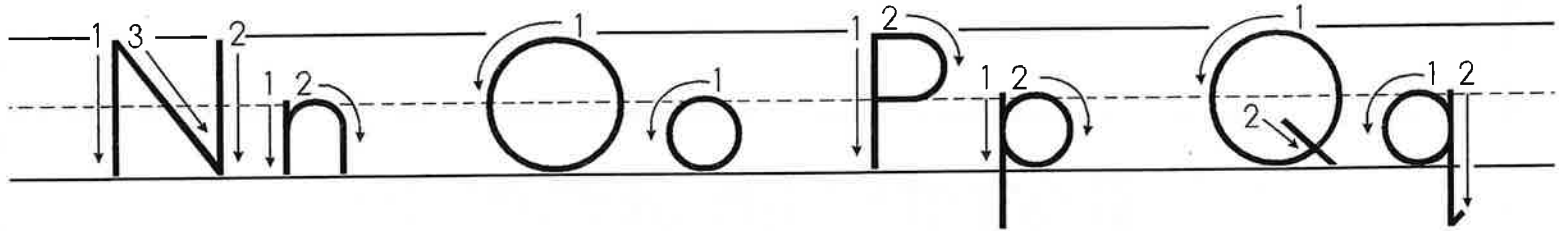
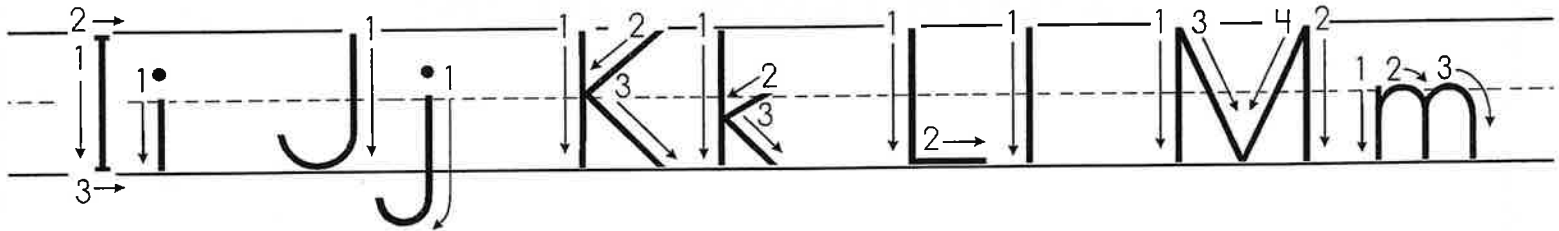
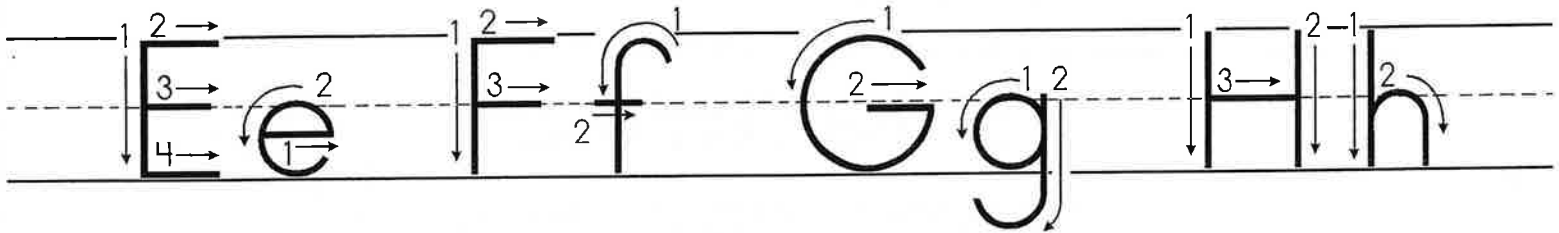
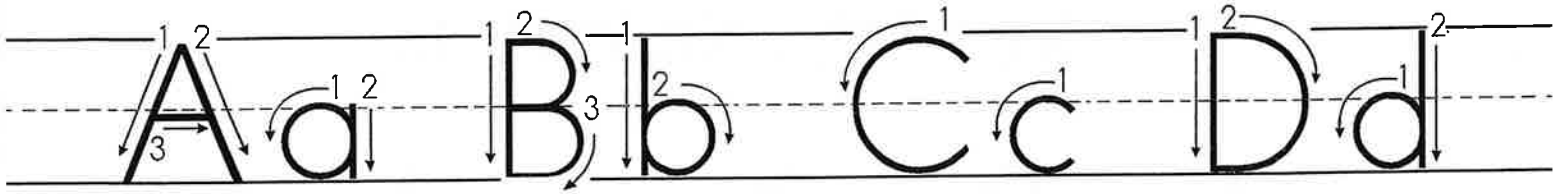
Sight word: want

Sam wants to go to the pool. He will want to jump in and splash his friends. He will pack his towel and flip flops. He wants to swim to cool off from the sun.

1. I saw the sight word "want" \_\_\_\_\_ times.
2. Sam wants to go to the \_\_\_\_\_.
3. Sam wants to splash his \_\_\_\_\_.
4. He wants to cool off from the \_\_\_\_\_.

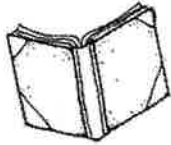
Name \_\_\_\_\_

# The Alphabet



Name: \_\_\_\_\_

# Help Fix the Sentence!




Read the Sentence:

the fox is in a box

Fix the Sentence:

\*Use correct capitalization, spaces,  
lowercase letters, spelling & punctuation.



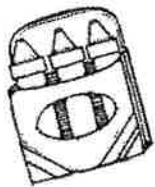
\_\_\_\_\_

-----

\_\_\_\_\_

-----

\_\_\_\_\_



Illustrate the Sentence:



Checked by my friend:



# Number

**0**  
zero

# Words

**1**

one

**2**

two

**3**

three

**4**

four

**5**

five

**6**

six

**7**

seven

**8**

eight

**9**

nine

**10**

ten

**11**

eleven

**12**

twelve

**13**

thirteen

**14**

fourteen

**15**

fifteen

**16**

sixteen

**17**

seventeen

**18**


eighteen

**19**

nineteen


**20**

twenty



Name \_\_\_\_\_

Write the numbers to 100



1			4						
									20
					26				
	32								
							48		
		53							
						67			
				75					
81									
			94						100

LESSON **1.6**

Name: \_\_\_\_\_

**Fluency: Comparing Numbers 1-5**

Directions: Circle the number that is LESS.

5	4
---	---

2	3
---	---

0	1
---	---

4	3
---	---

2	5
---	---

0	3
---	---

1	5
---	---

3	0
---	---

2	5
---	---

3	2
---	---

4	3
---	---

5	2
---	---

5	0
---	---

3	1
---	---

2	4
---	---

Lesson **2.5**

Name: \_\_\_\_\_

**Fluency: Addition Sums**

Directions: Solve each equation and write the total.

$$\underline{3} + \underline{5} = \underline{\quad}$$

$$\underline{4} + \underline{3} = \underline{\quad}$$

$$\underline{4} + \underline{1} = \underline{\quad}$$

$$\underline{5} + \underline{4} = \underline{\quad}$$

$$\underline{6} + \underline{4} = \underline{\quad}$$

$$\underline{5} + \underline{5} = \underline{\quad}$$

$$\underline{4} + \underline{2} = \underline{\quad}$$

$$\underline{2} + \underline{3} = \underline{\quad}$$

$$\underline{4} + \underline{4} = \underline{\quad}$$

$$\underline{5} + \underline{3} = \underline{\quad}$$

Lesson **3.8**

Name: \_\_\_\_\_

**Fluency: Finding Differences**

Directions: Solve each equation and write the difference.

1	2	3	4	5	6	7	8	9	10
---	---	---	---	---	---	---	---	---	----

$$\underline{9} - \underline{6} = \underline{\quad}$$

$$\underline{10} - \underline{5} = \underline{\quad}$$

$$\underline{8} - \underline{1} = \underline{\quad}$$

$$\underline{8} - \underline{2} = \underline{\quad}$$

$$\underline{4} - \underline{2} = \underline{\quad}$$

$$\underline{9} - \underline{5} = \underline{\quad}$$

$$\underline{7} - \underline{1} = \underline{\quad}$$

$$\underline{7} - \underline{2} = \underline{\quad}$$

$$\underline{10} - \underline{4} = \underline{\quad}$$

$$\underline{10} - \underline{9} = \underline{\quad}$$

