


Wildcat



S U M M E R R E A D I N G

with



Hello Whitman Families,

Did you know all Whitman Wildcats K-5 are reading this summer with Storia? Since we learned so much this year, let's maintain – and even expand – our learning over the summer! Each student knows how to access Storia on his or her laptop:

1. Open the internet and click on the Storia bookmark. (If the bookmark doesn't work or disappears, follow the attached steps to find Storia.)
2. Log into Storia.
3. Browse books in the collections or make your own collection of books.
4. Read a book.
5. After reading, your student can check for understanding by clicking "Contents" in the upper right corner and taking the short "Reading Challenge" quiz.
6. Most of all, have fun reading and learning this summer! See the back for more ideas!

Also, please join us for our **Wildcat Storytime with Mrs. Wurts** on Teams every Wednesday at 11:30 AM. She will read us a story from a different location in the country every Wednesday all summer! The first Wildcat Storytime is Wednesday, June 23. See you then!

All the best,

Your Whitman Staff



Did your child read a book on Storia?



Let's talk about it!

Discuss the book with your child by asking one or two of these questions:

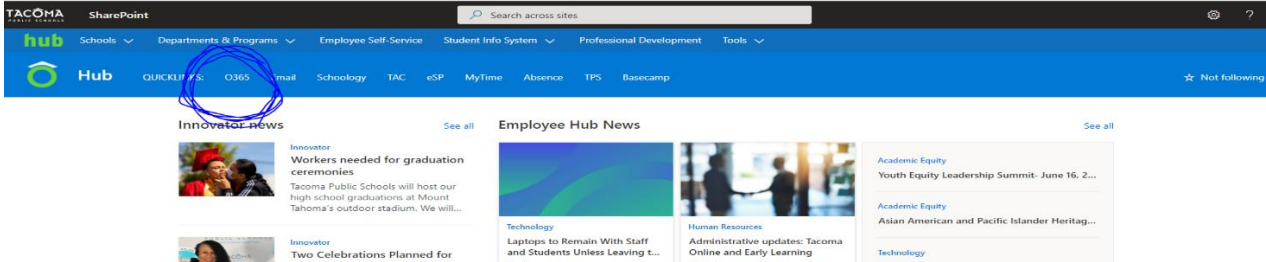


	<p>What were the most important things the writer had to say? What is the book mostly about? Can you tell about the book in only a few sentences? What is something that happened in the story that you think is important? How would you describe this character (plot, setting)?</p>	Summarizing
Predicting	<p>What do you think (predict) will happen? Do you need to change your predictions based on what you read? What do you think ____ will do? Why do you think that? Based on what you know about the story, what do you think the big ideas of this story might be?</p>	
	<p>What did ____ make you think about? What is the author really trying to say when he/she said ____? Why do you think ____ did that? What do you think is the writer's purpose for writing this?</p>	Inferring
Making Connections	<p>What were you thinking about when you read the book? How does this story remind you of your own life? How does this book remind you of other books you have read? Why might learning about this topic be important?</p>	
	<p>What does this story remind you of? What impact has the character made on you? What message or lesson does this story teach about life? How else could the character have acted? What would you have done differently?</p>	Synthesizing
Analyzing	<p>What did you notice about how the author organized the book? What did you notice about how the author used words? How did the writer make the book interesting (funny, exciting)? What dangers or problems does the character encounter? How does he/she handle them?</p>	
	<p>What character did you like or dislike? Why? What makes this a good book? What did you find most interesting? Why? If you were the author, how would you have written the book differently?</p>	Critiquing

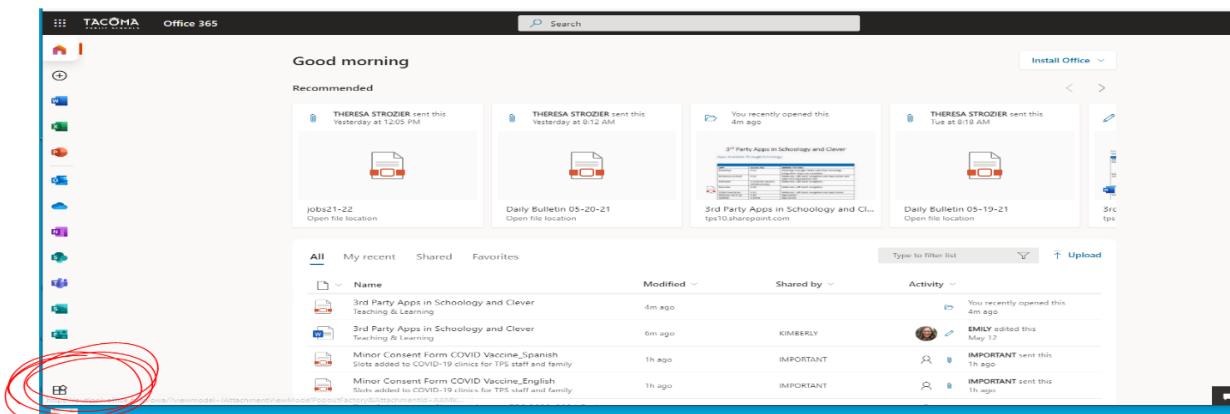


How to Find **storia**

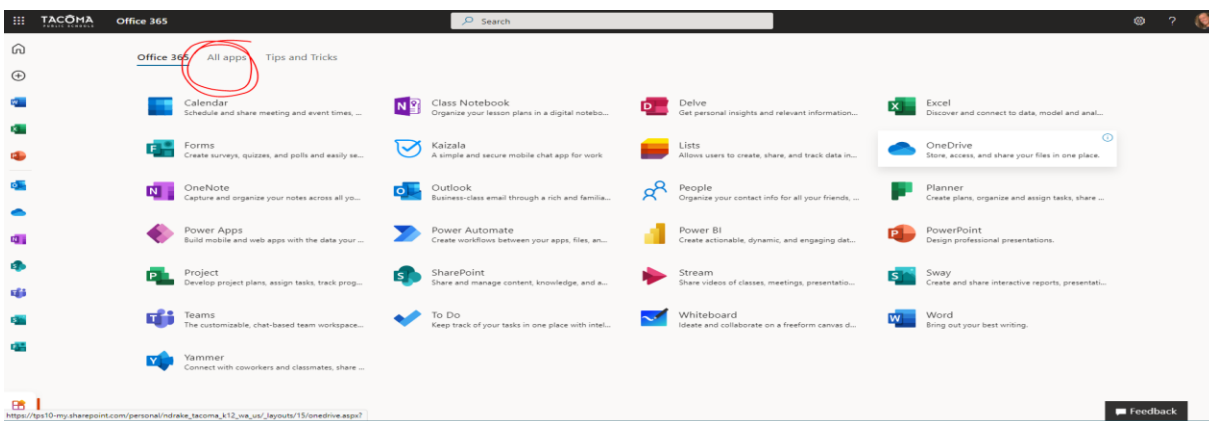
1. Use the web browser Edge. From the TPS website, select Office 365, as shown circled below.



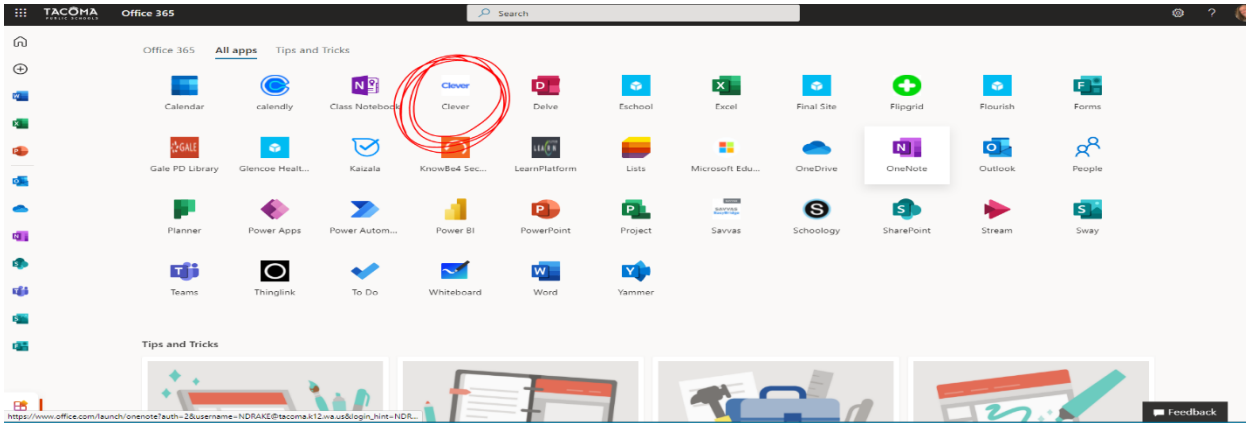
2. Select All apps, as shown below.



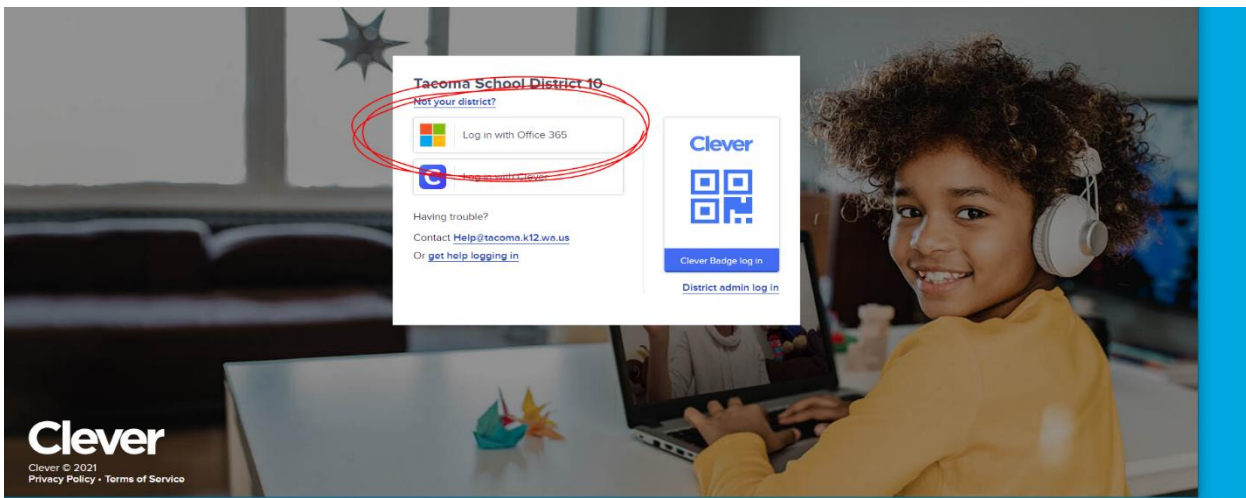
3. Then select "All apps" at the top, as pictured below.



4. Select Clever.




5. Sign in with your Office 365 account.



6. Scroll down and select the red icon that reads **Scholastic**.

7. Launch Storia.



If you have any additional login requests, use your student number as username and your laptop password.

Call (253) 571-4357 for issues with the laptop or email studenthelp@tacoma.k12.wa.us