

2021-22 Recommended Budget



Kate Davis
Chief Financial Officer
June 23, 2021





OUR PROMISE

Every student in Highline Public Schools is known by **name, strength and need**, and graduates prepared for the **future they choose.**




Outline

- Revenue Trends
- Expenditure Trends
- Fund Balance
- Other Funds
- Federal COVID Relief
- Questions and Comments



HIGHLINE
PUBLIC SCHOOLS



State Funding Sources

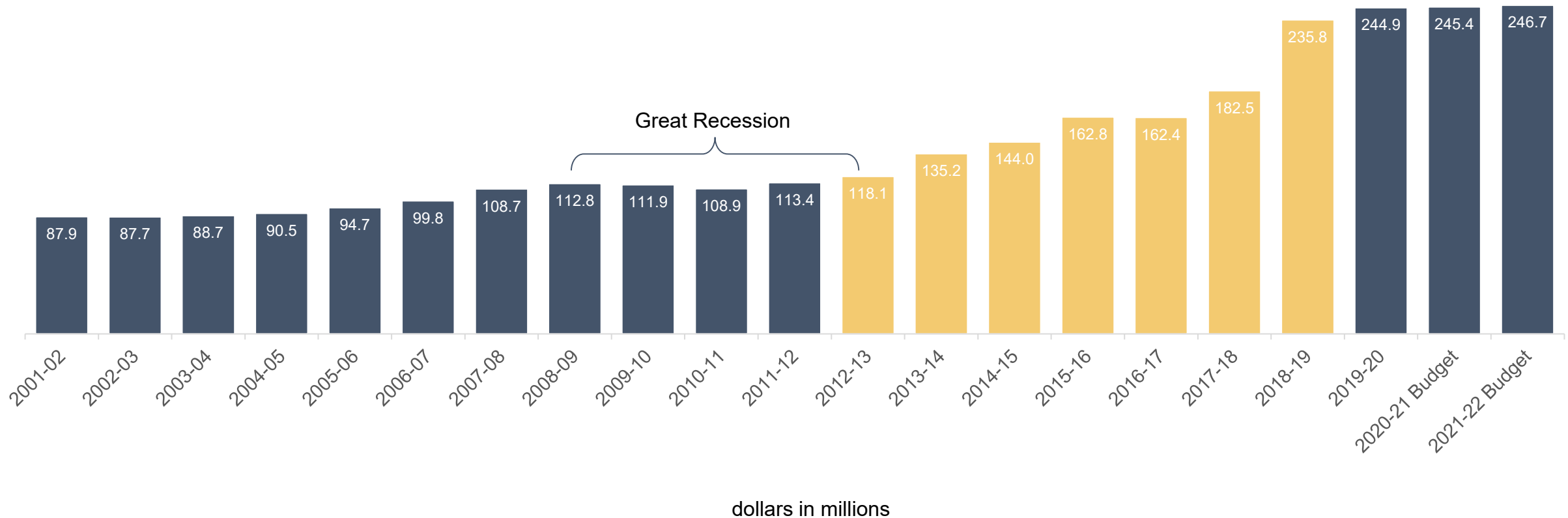
Basic Education and Non-Basic Education



HIGHLINE
PUBLIC SCHOOLS

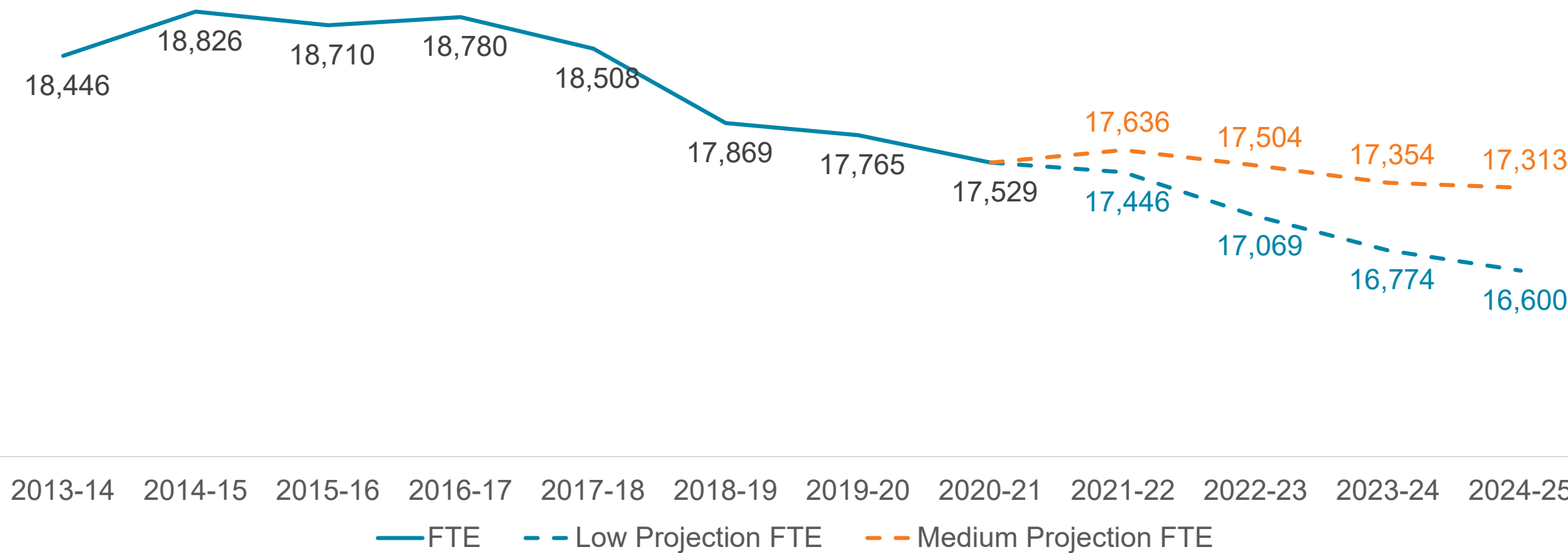
State Revenue

State revenue doubled from 2012 to 2018 averaging 13% per year. In 2021-22 it is expected to increase 0.5%.



Highline Enrollment Trend

Student FTE October Enrollment For School Years 2013-14 to 2024-25
(excludes Running Start and Open Doors)



Budget Impacts of Declining Enrollment

State Revenue Declines

- Basic Education Allocation Per FTE Student Rate May 2021 **\$9,816.35**
- October 2019 to October 2020 enrollment dropped **236 students**
- Equates to **\$-2,316,659**

Fixed Expenses Stay the Same

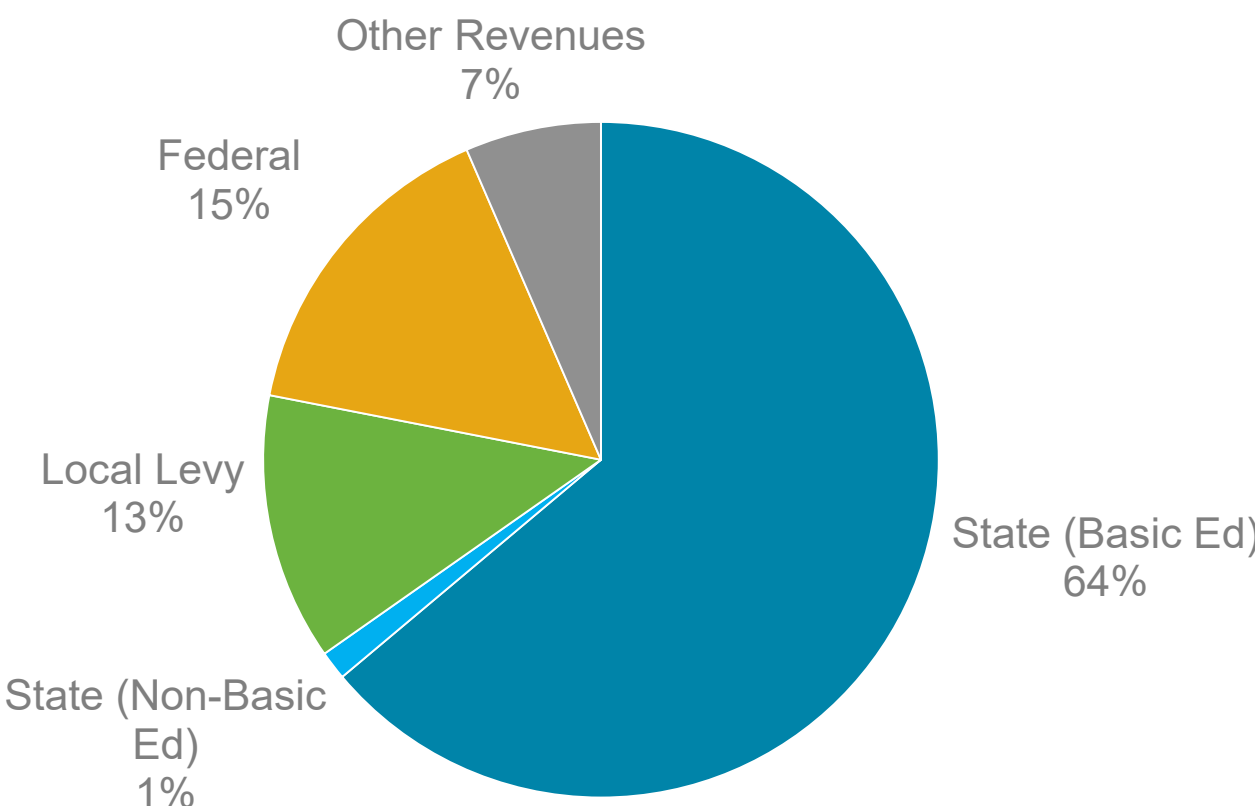
- 236 students spread over 33 schools may do little to impact staffing ratios
- Square footage stays the same for facility maintenance, cleaning, utilities, and insurance
- With no changes to staff or services, the demands on central administration stay the same

How much of Highline's Budget is Basic Education?

36% of our revenue is non-basic education. Last year it was 26%.

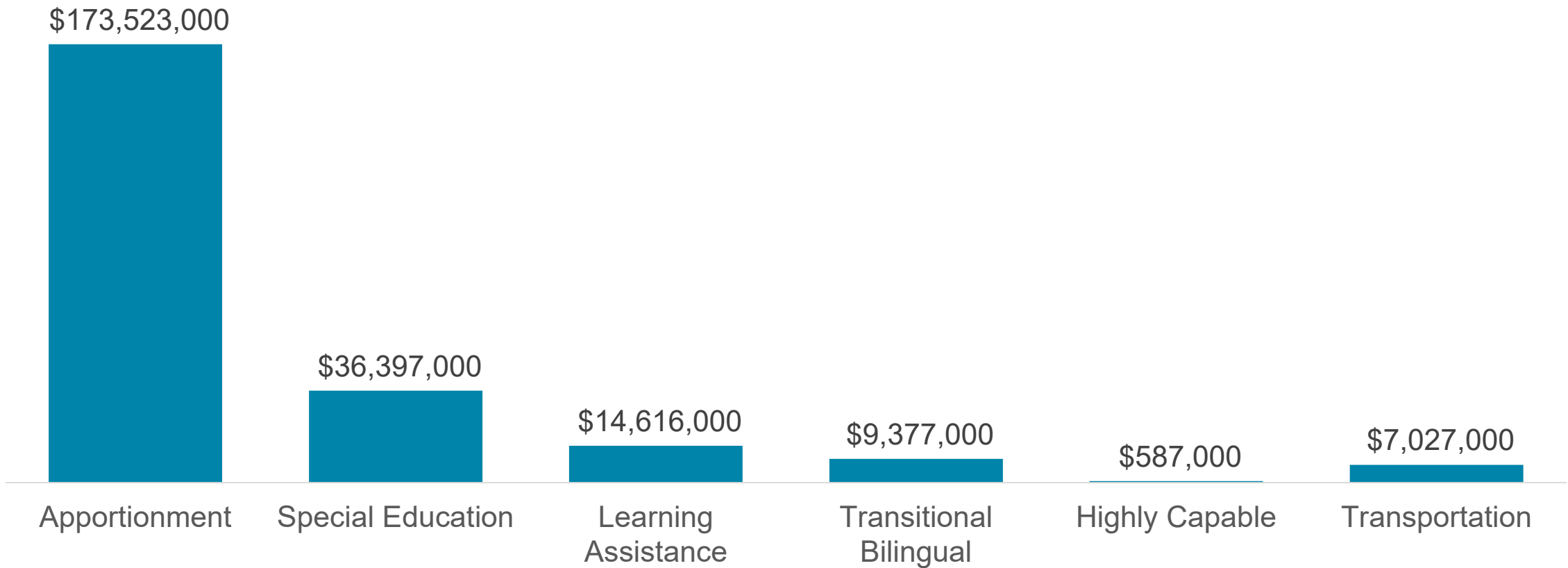
13% of our revenue comes from the local operating levy.

15% of our revenue comes from federal sources. Last year it was 7%.




Highline 2021-22 Budget
Revenue by Source

What is Basic Education?



Apportionment includes CTE, Skills Centers, ALE, Open Doors, and Running Start



Local Funding Sources

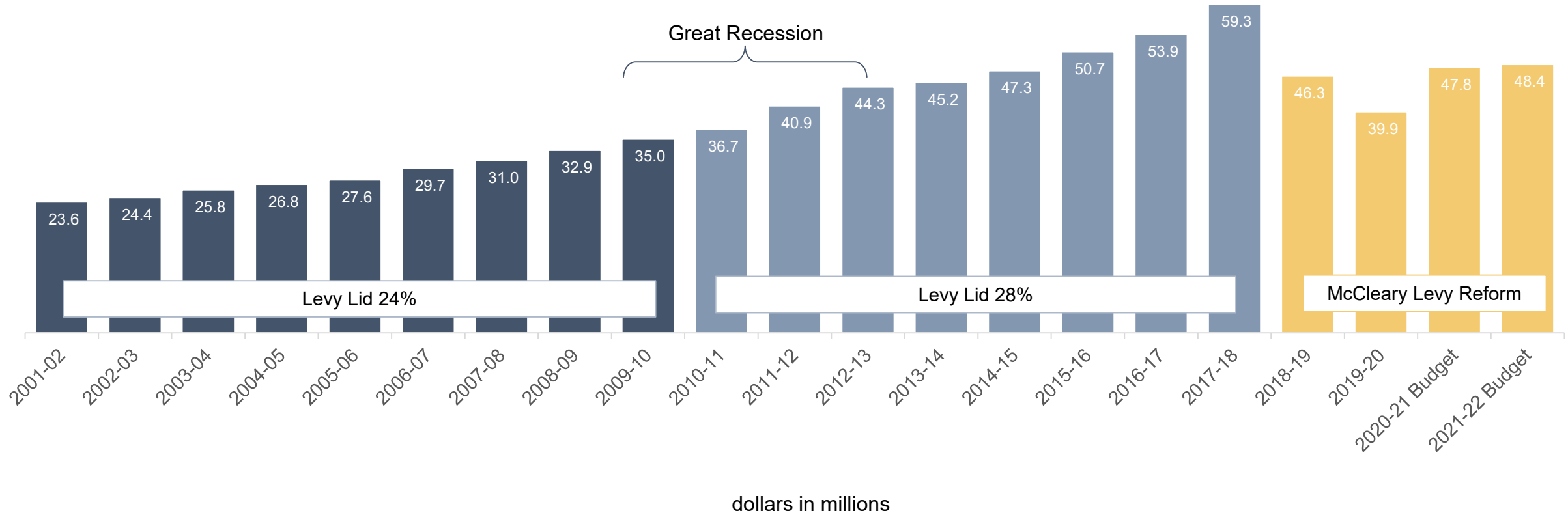
Non-Basic Education



HIGHLINE
PUBLIC SCHOOLS

Local Enrichment Levy

The operating levy is projected to stabilize after fluctuation due to the McCleary Levy Reform in 2019.

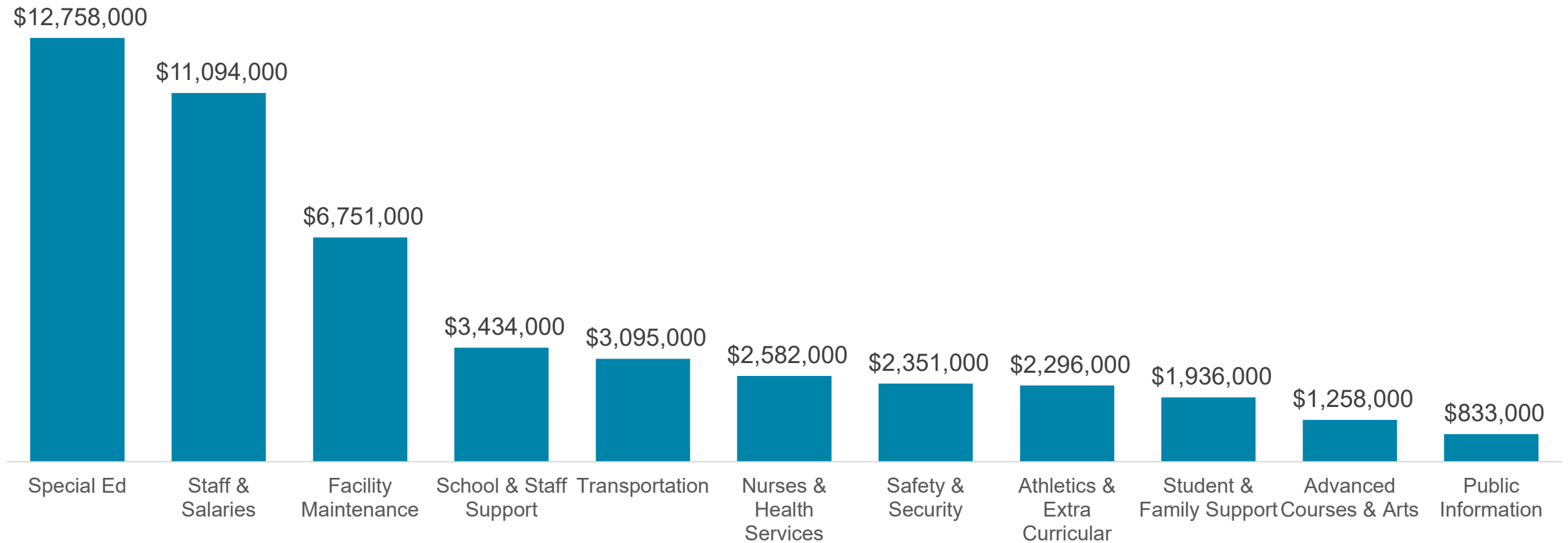


Local Enrichment Levy

- As of 2020, Levy Authority directed by the state is the lesser of:
 - \$2,500 per pupil (adjusted for inflation)
 - \$2.50 tax rate
- Highline is subject to the per pupil levy authority limit

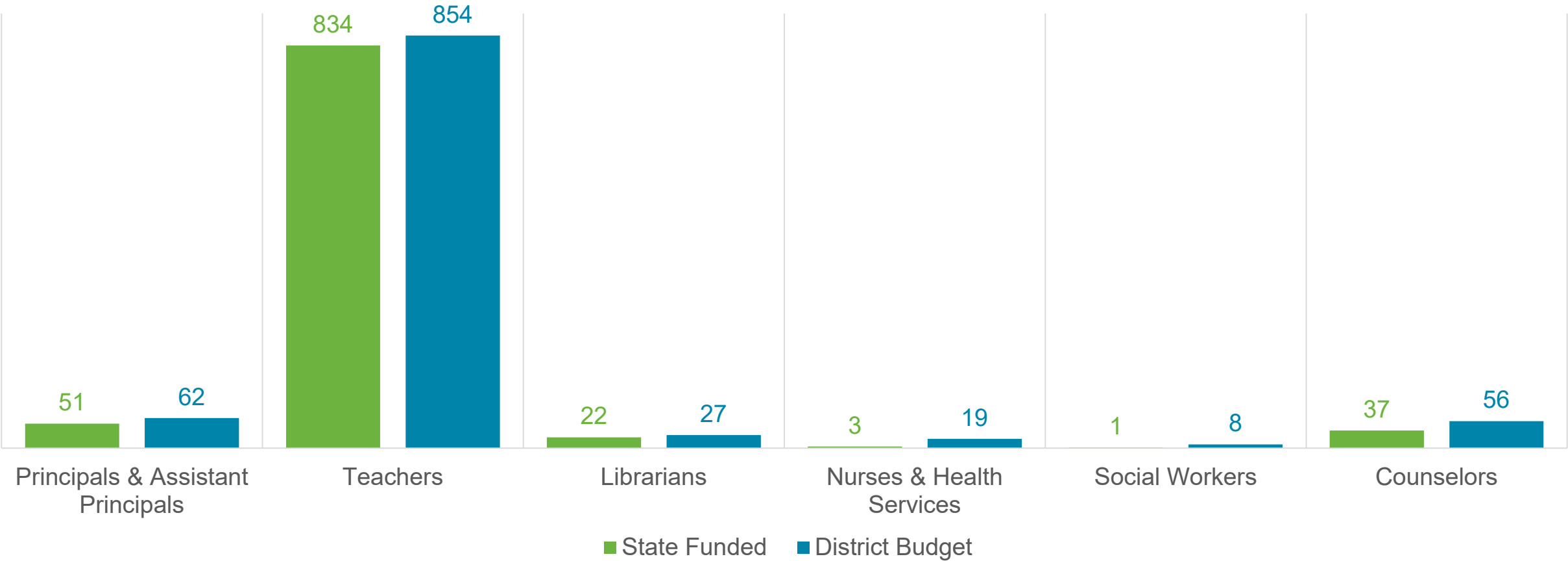
Local Operating Levy	2018 Actual	2019 Actual	2020 Actual	2021 Budget	2022 Budget
Tax Rate	\$3.33	\$1.50	\$2.10	\$2.05	\$2.02
Per Pupil Levy Limit	n/a	\$2,500	\$2,563.00	\$2,606.06	\$2,663.39
Levy (Calendar Year)	\$62,542,000	\$31,938,000	\$47,637,000	\$47,980,992	\$48,549,951
Year-to-Year change		(\$30,604,000)	\$15,699,000	\$343,992	\$568,959

What does the levy buy?



State Funded Staff compared to District Budget

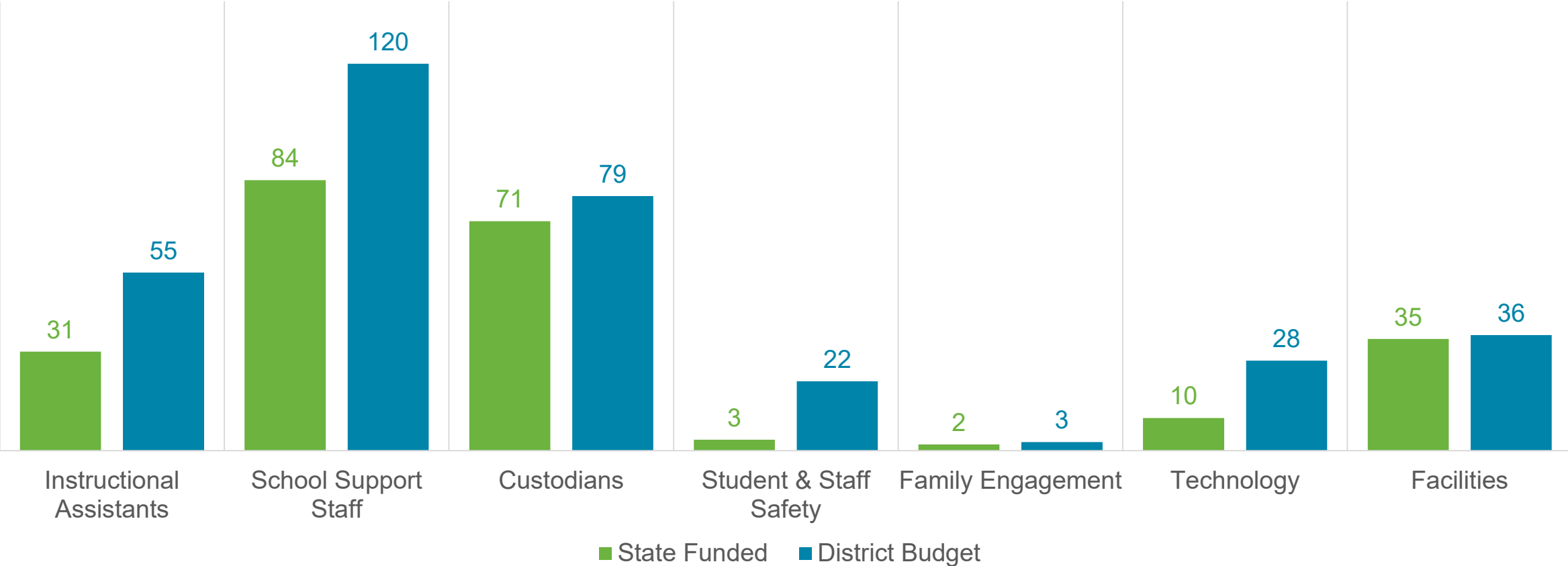
Certificated Staff Positions




General Apportionment Prototypical Formula Only. Excludes CTE, Skills Center, Special Ed, and other categorical fund sources.

State Funded Staff compared to District Budget

Classified Staff Positions



General Apportionment Prototypical Formula Only. Excludes CTE, Skills Center, Special Ed, and other categorical fund sources.



Federal Funding Sources

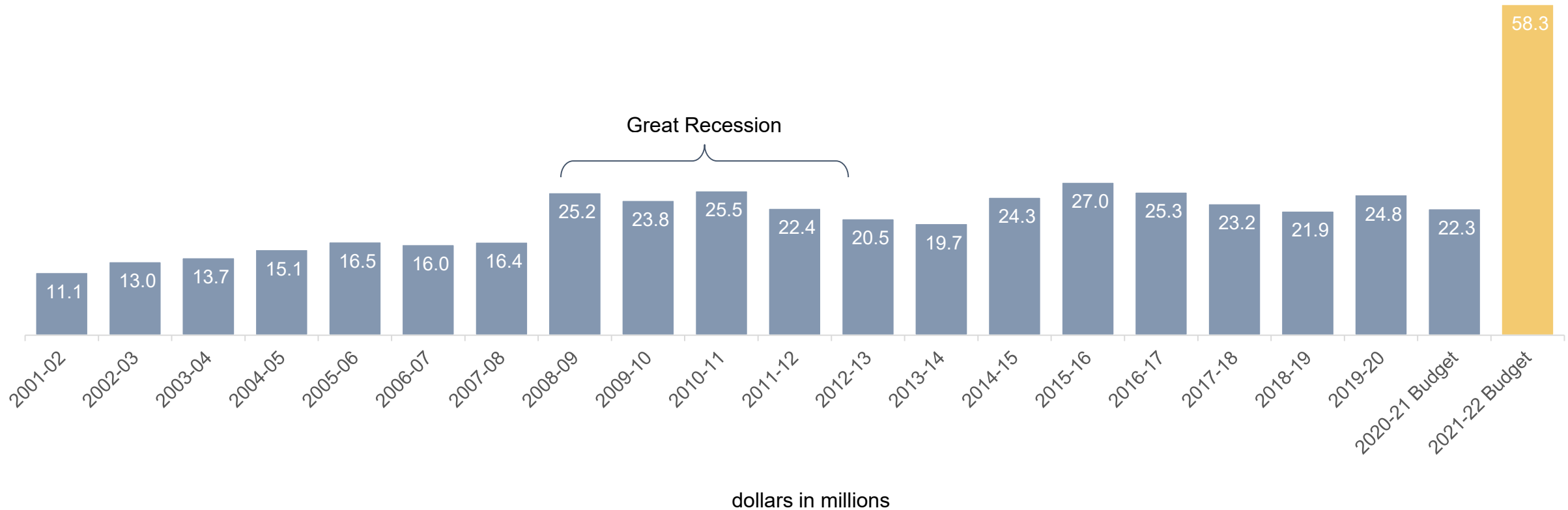
Non-Basic Education



HIGHLINE
PUBLIC SCHOOLS

Federal Revenue

Federal revenue is projected to more than double in 2021-22 as a result of federal COVID relief.





Federal Revenue

17% of federal revenue supports 30 of our highest poverty schools to provide support in math, reading, and writing.

92% of school food services funding comes from federal revenue. 6% is from student lunch money.

1% of federal revenue is other grants that include vocational education and skills centers, native education, and youth training.





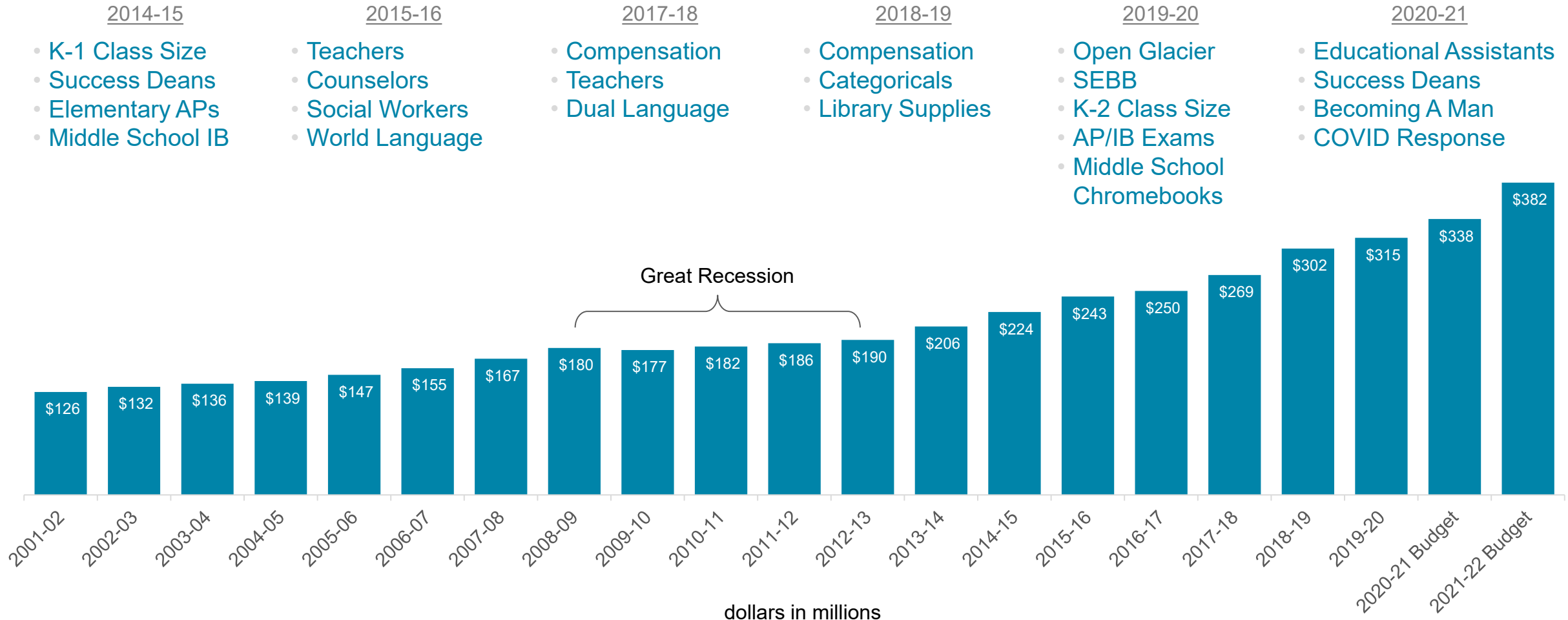
Expenditure Trends



HIGHLINE
PUBLIC SCHOOLS

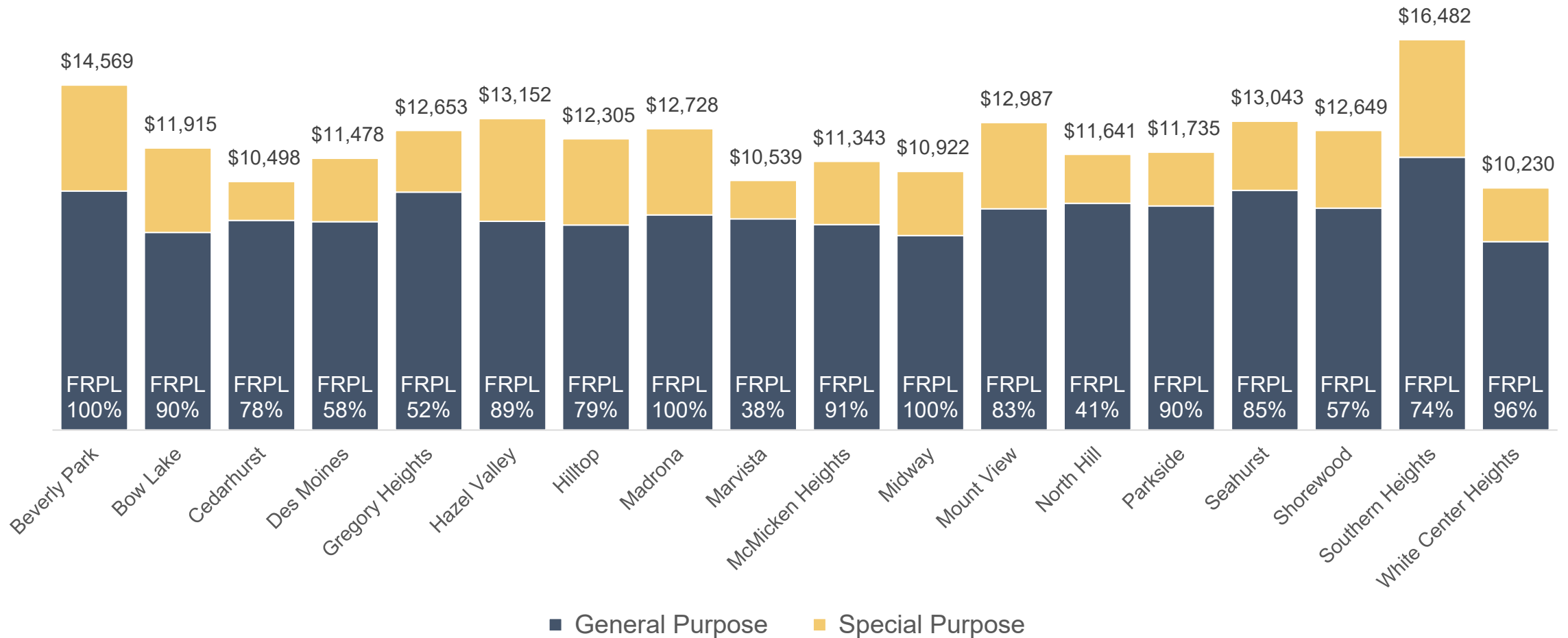
Expenditure Trend

Highline expenditures are expected to grow 13% in 2021-22 due to federal COVID relief funds



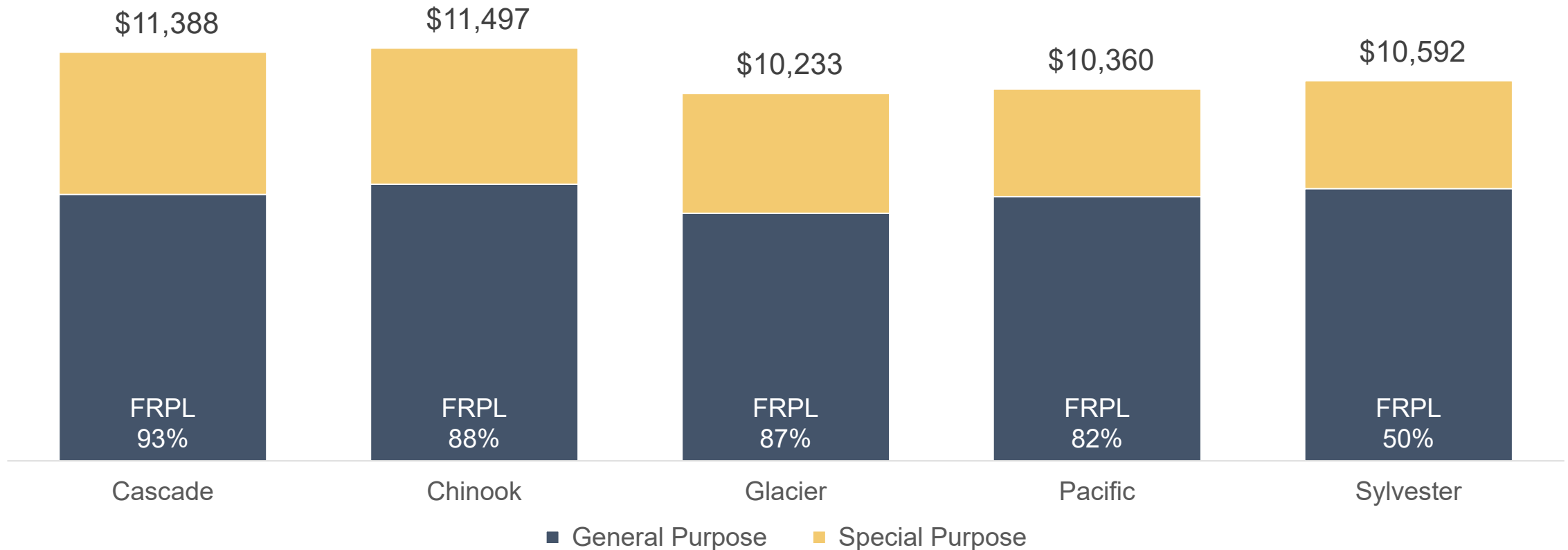
Per Pupil Expenditures: Elementary Schools

Average per pupil school expenditures at elementary schools is \$12,000. This does not include centrally allocated staff and expenditures like transportation, nutrition services, and nursing.



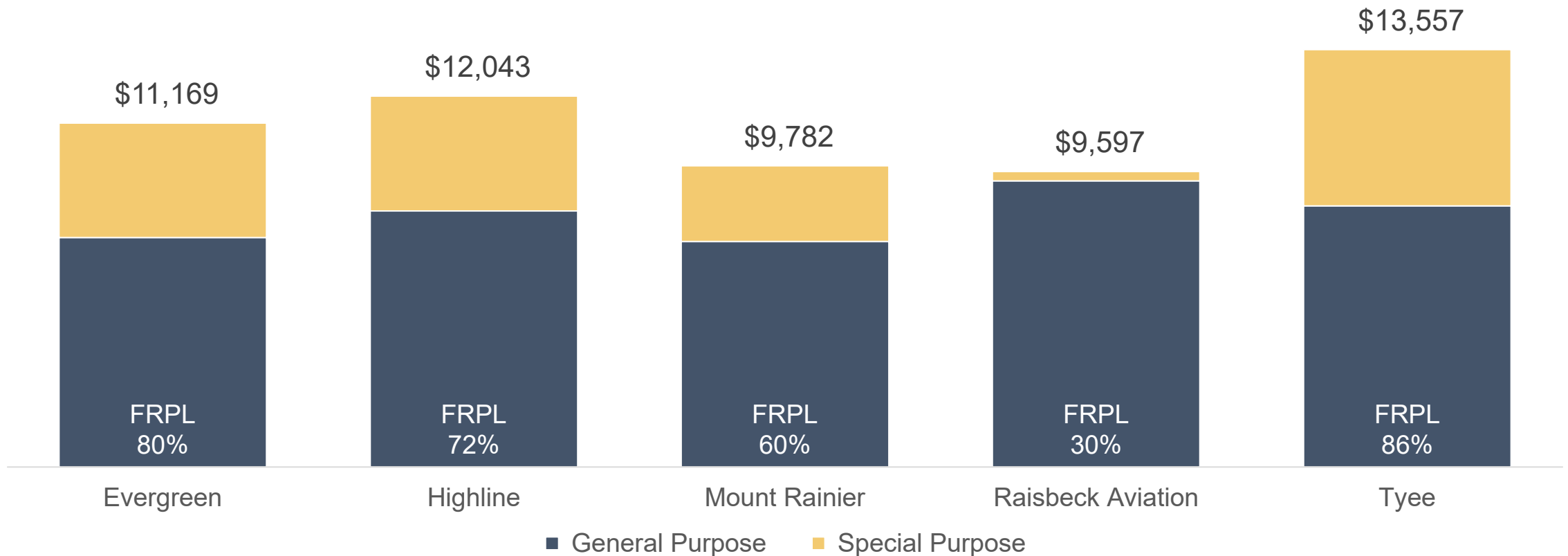
Per Pupil Expenditures: Middle Schools

Average per pupil school expenditures at elementary schools is \$10,781. This does not include centrally allocated staff and expenditures like transportation, nutrition services, and nursing.



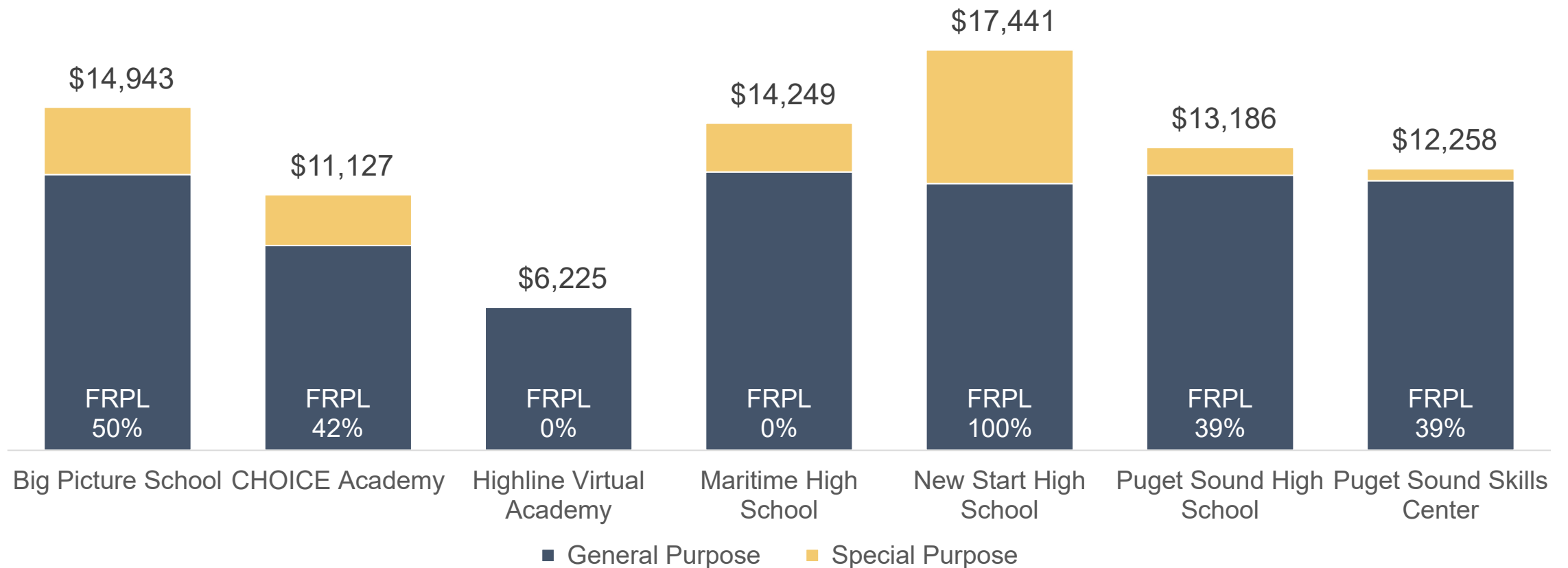
Per Pupil Expenditures: High Schools

Average per pupil school expenditures at elementary schools is \$11,122. This does not include centrally allocated staff and expenditures like transportation, nutrition services, and nursing.



Per Pupil Expenditures: Choice/Alternative Schools

Average per pupil school expenditures at elementary schools is \$11,595. This does not include centrally allocated staff and expenditures like transportation, nutrition services, and nursing.

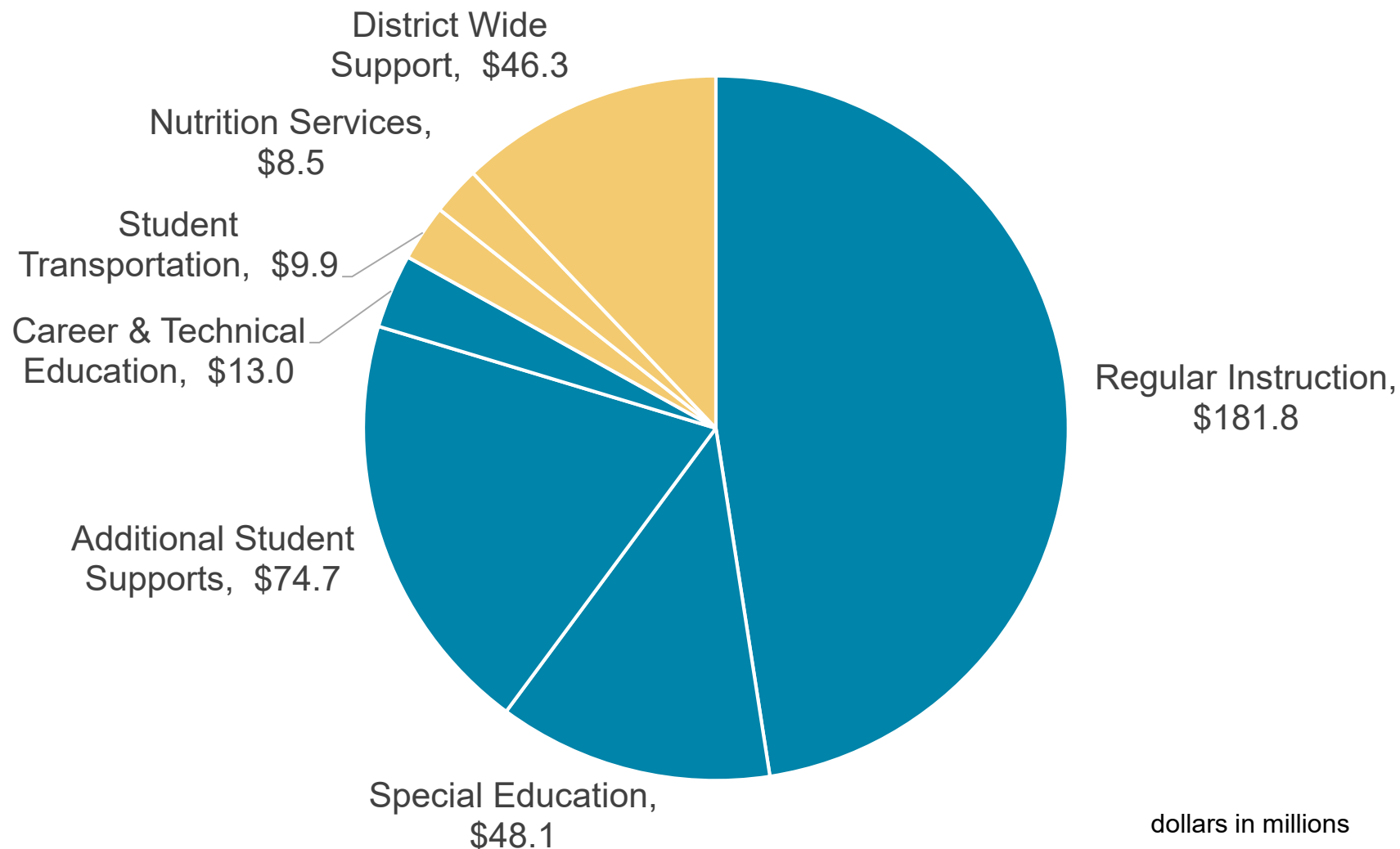


What programs does the budget buy?

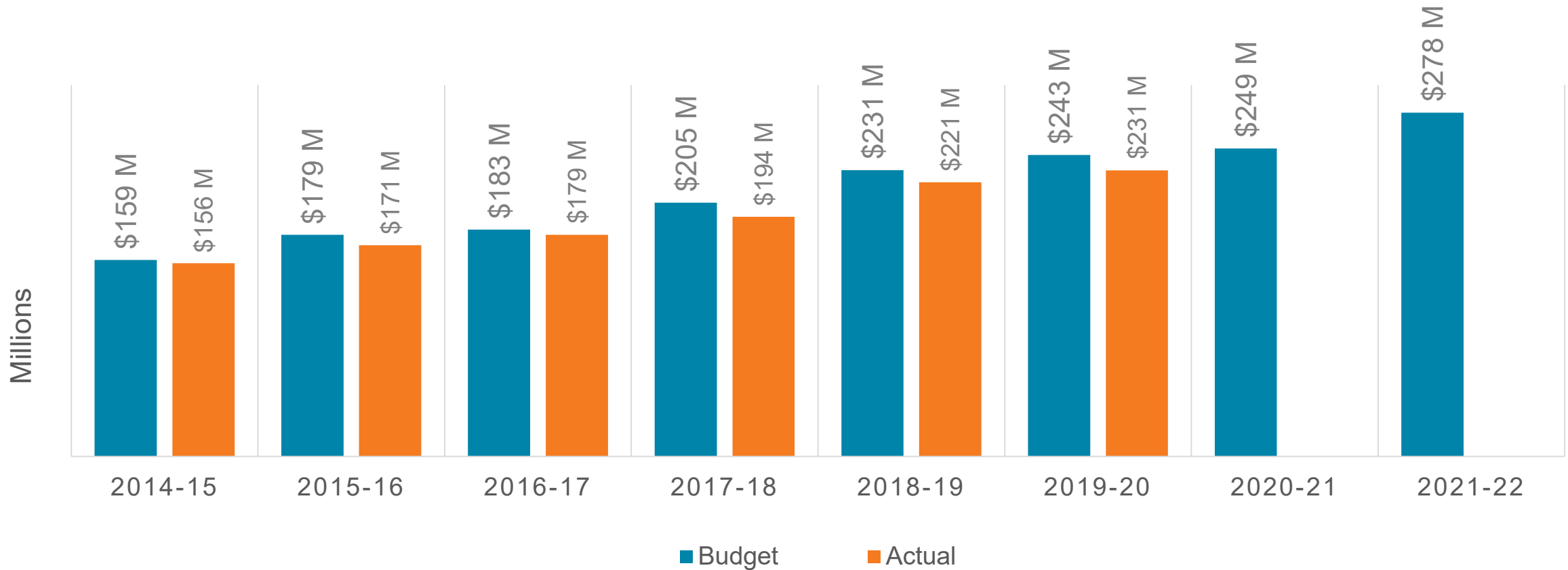
83% of the budget goes to instructional activities

5% for student nutrition and transportation

12% for district-wide services such as utilities, facilities, security, technology and central office support

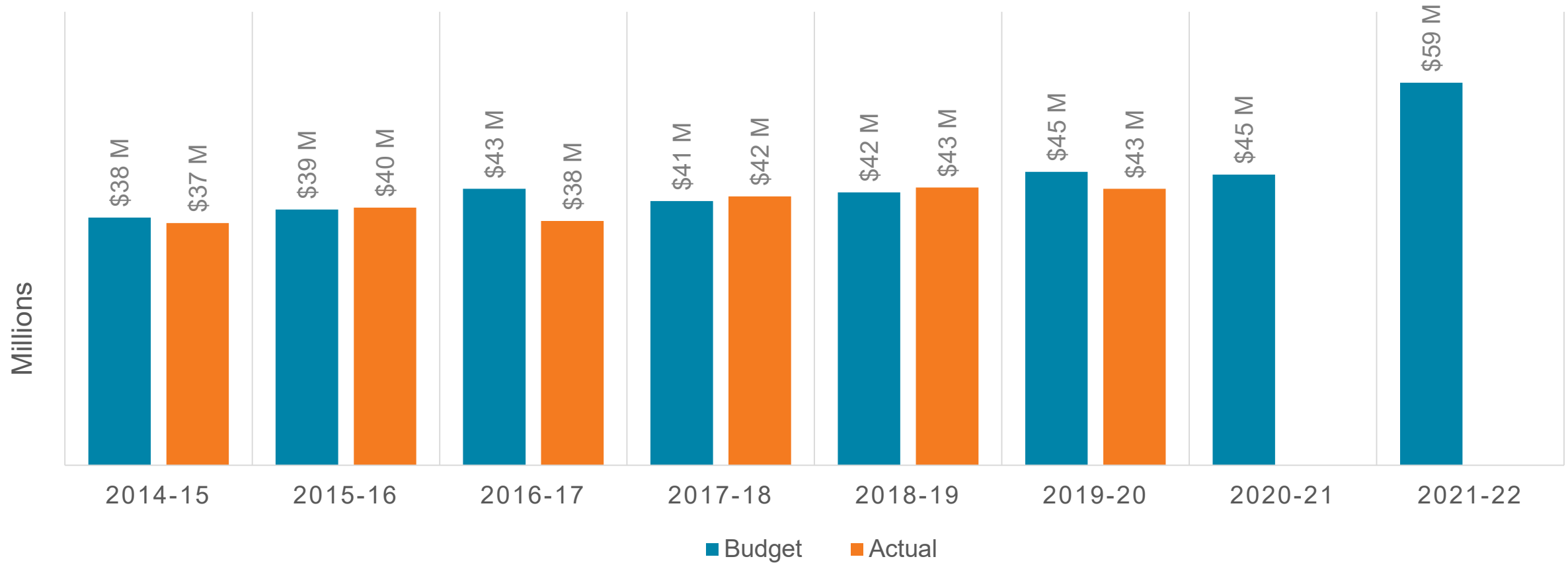


Instructional Expenditures



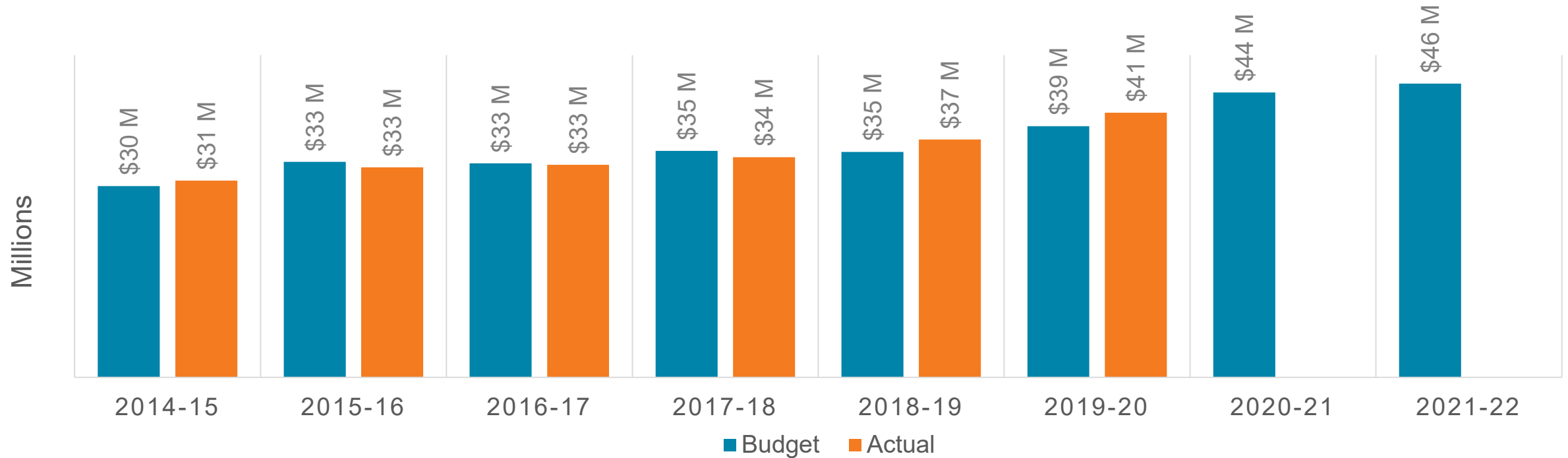
Instructional Expenditures are budgeted to **increase by \$119 million** (about 75%) since 2014-15.

Support Expenditures



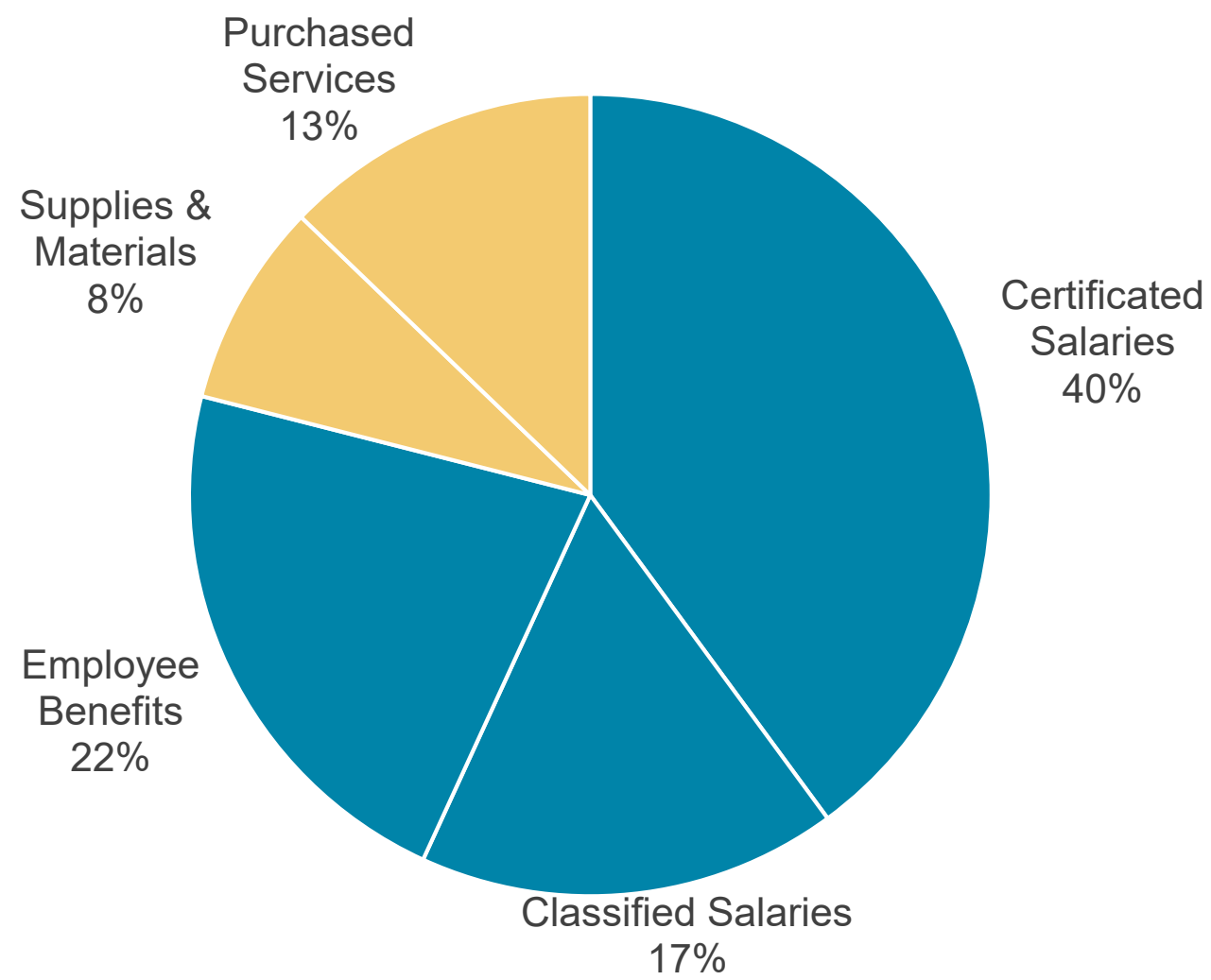
Support Expenditures are budgeted to **increase by \$20 million** (about 54%) since 2014-15.

Administration Expenditures



Administration Expenditures are budgeted to **increase by \$16 million** (about 54%) since 2014-15.

How is the money spent?



79% of the budget is spent on staff salaries and benefits

History of Salary Increases

Group	2014-15	2015-16	2016-17	2017-18	2018-19	2019-20	2020-21	Total
State Funded	No COLA	3%	1.8%	2.3%	3.1%	2.0%	1.6%	10.8%
HEA (BA + 0)	3.42%	4.70%	5.52%	9.60%	13.00%	2.00%	1.60%	39.8%
Principals *	6.74%	4.15%	5.51%	2.30%	4.87%	9.16%	1.60%	34.3%
Teamsters III *	1%	5%	1.80%	3.30%	8.89%	9.34%	6.38%	35.7%
Teamsters II *	0.60%	3.97%	4.53%	5.48%	5.52%	4.70%	2.00%	26.8%
Teamsters I	1.00%	3.00%	3.00%	2.30%	3.10%	9.50%	8.00%	29.9%
Central Admin	--	3%	1.80%	4.80%	3.10%	9.70%	--	22.4%
Prof Tech	--	3%	1.80%	4.80%	3.10%	9.70%	1.60%	24.0%
Executive Assist.	--	3%	1.80%	4.80%	3.10%	9.70%	1.60%	24.0%

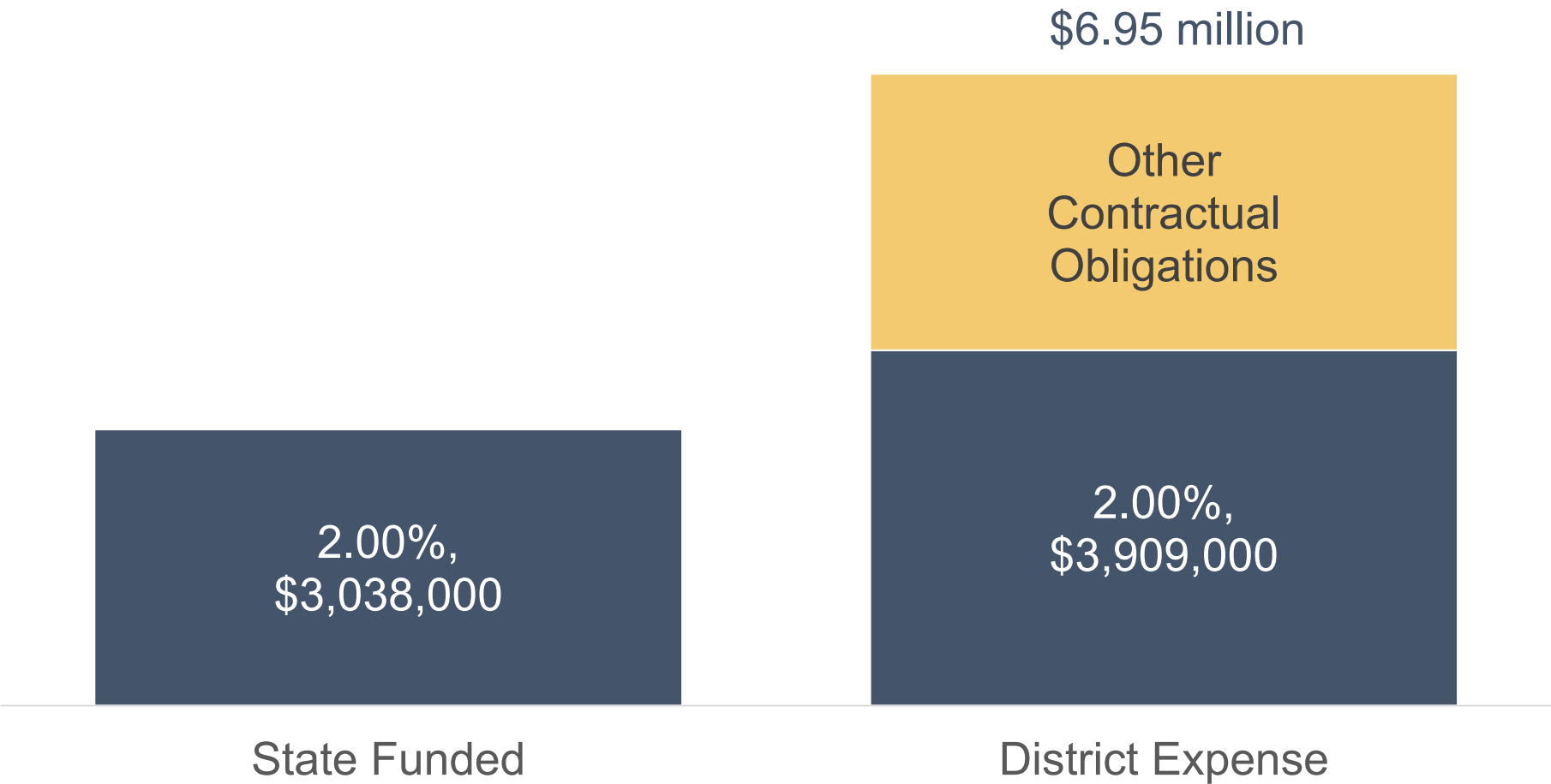
* Percentage increases varied by positions or pay levels.

Percentage increases displayed include annual state COLA/IPD

Inflationary Adjustments

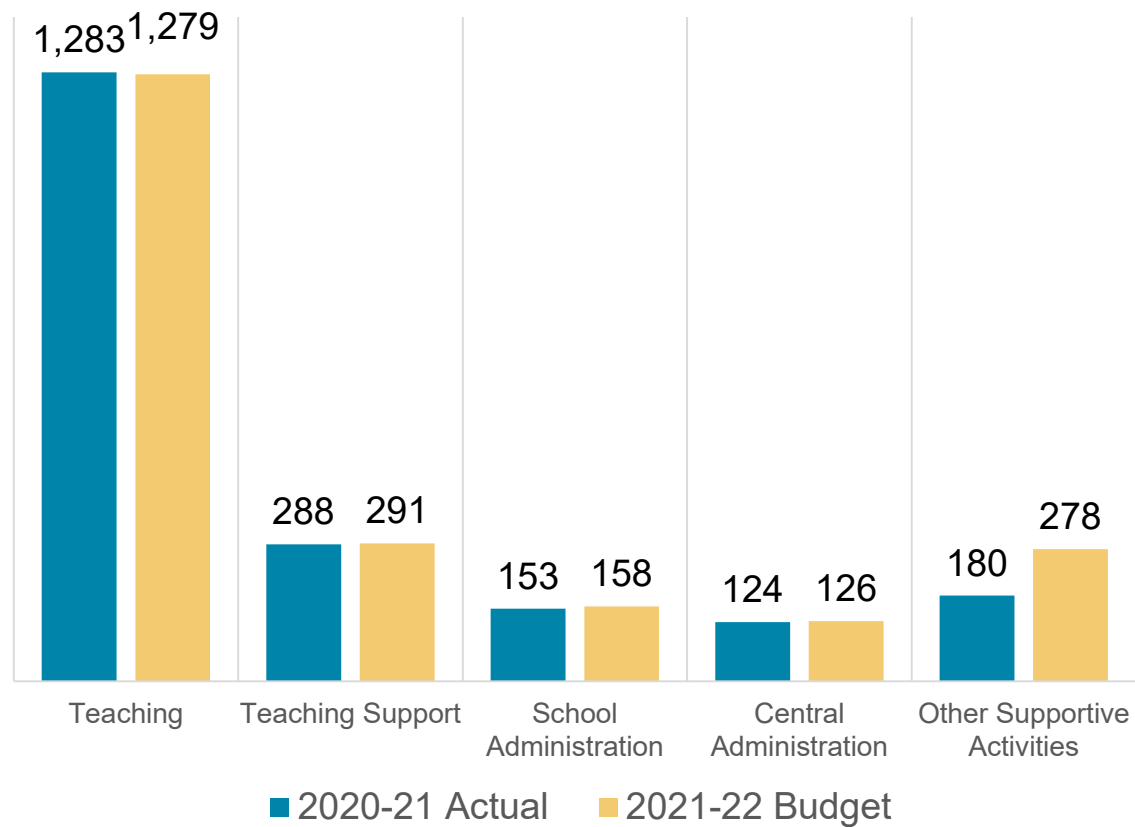
Ongoing compensation adjustments are expected to cost about **\$7 million**.

State funding increases are partially offset by declining enrollment.



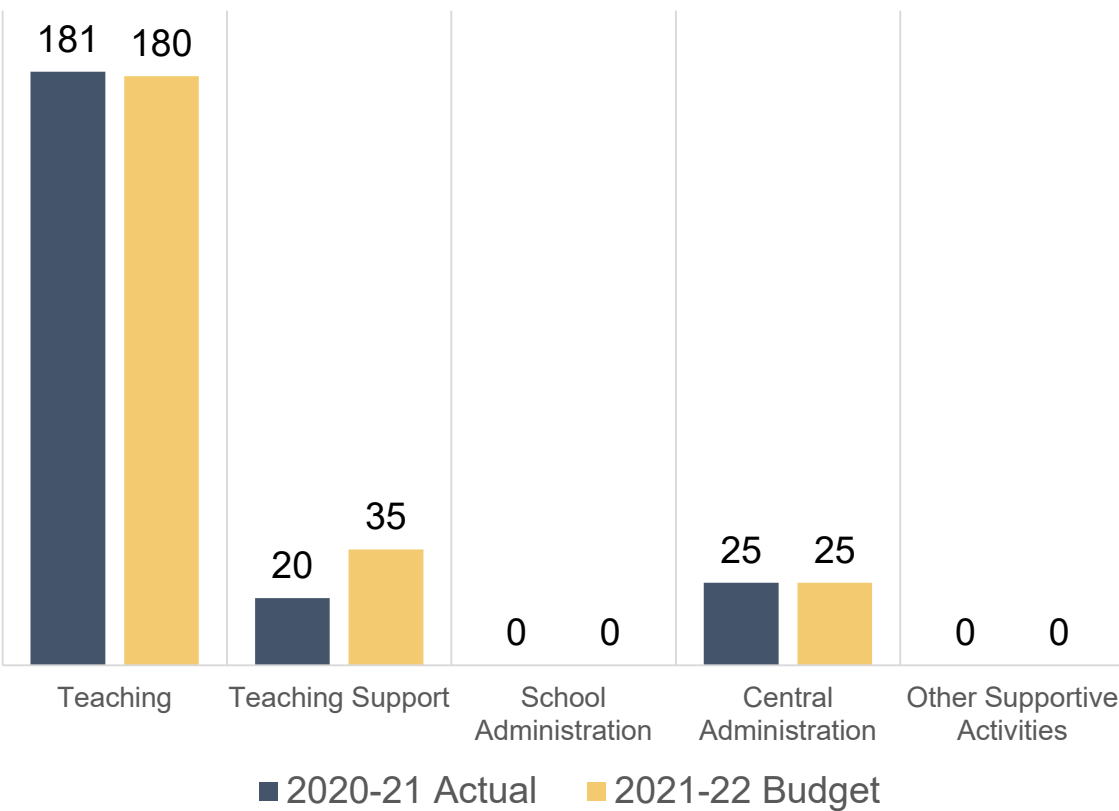
Staff Summary

General Purpose Staff FTE



Increase of 102.9 FTE

Special Purpose Staff FTE



Increase of 13.5 FTE

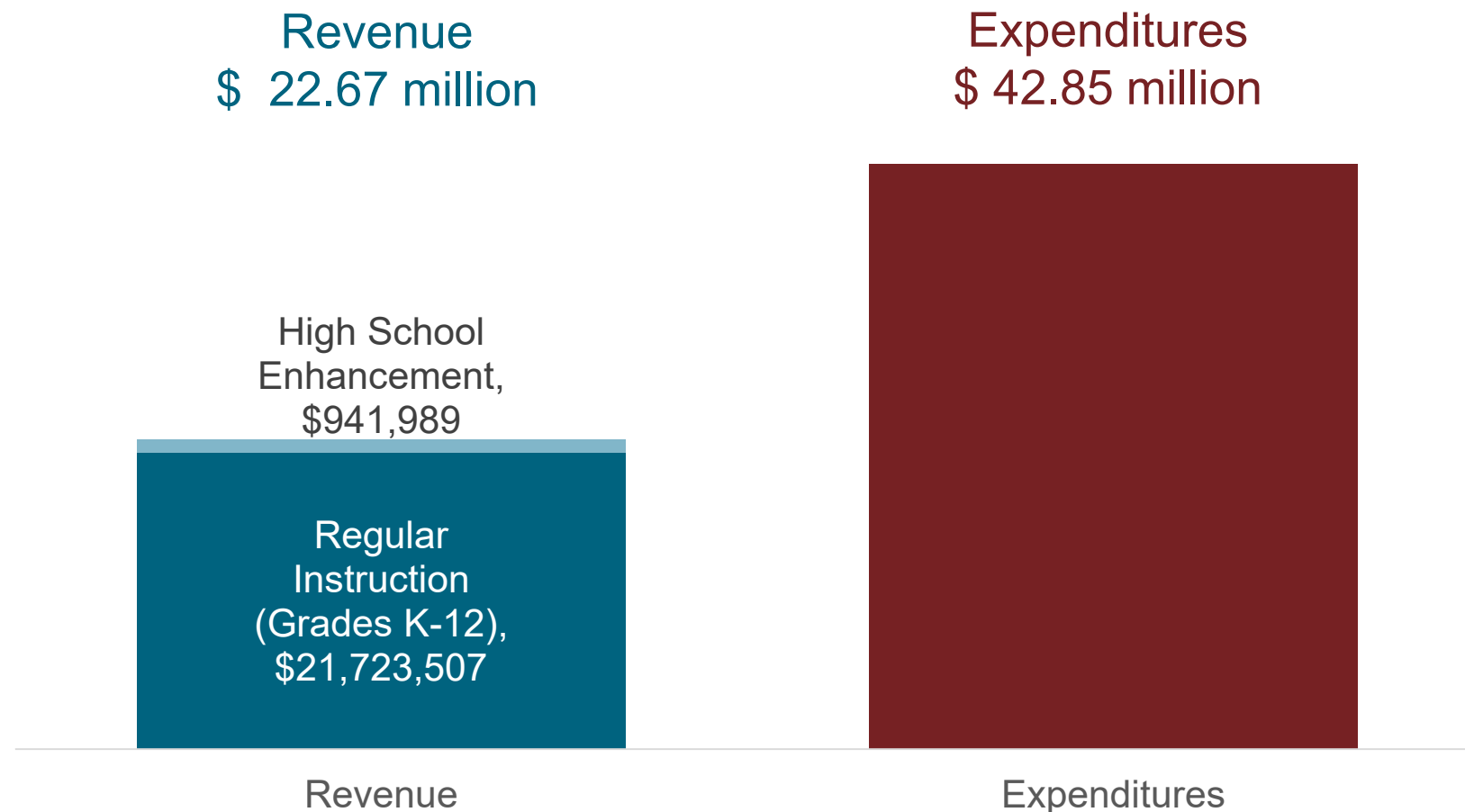
Supplies & Materials Budget

\$20 million

above state funding is spent on Materials, Supplies, and Operating Costs

2.0% inflationary adjustment from the state

5-15% increase in expenditures like insurance and utilities



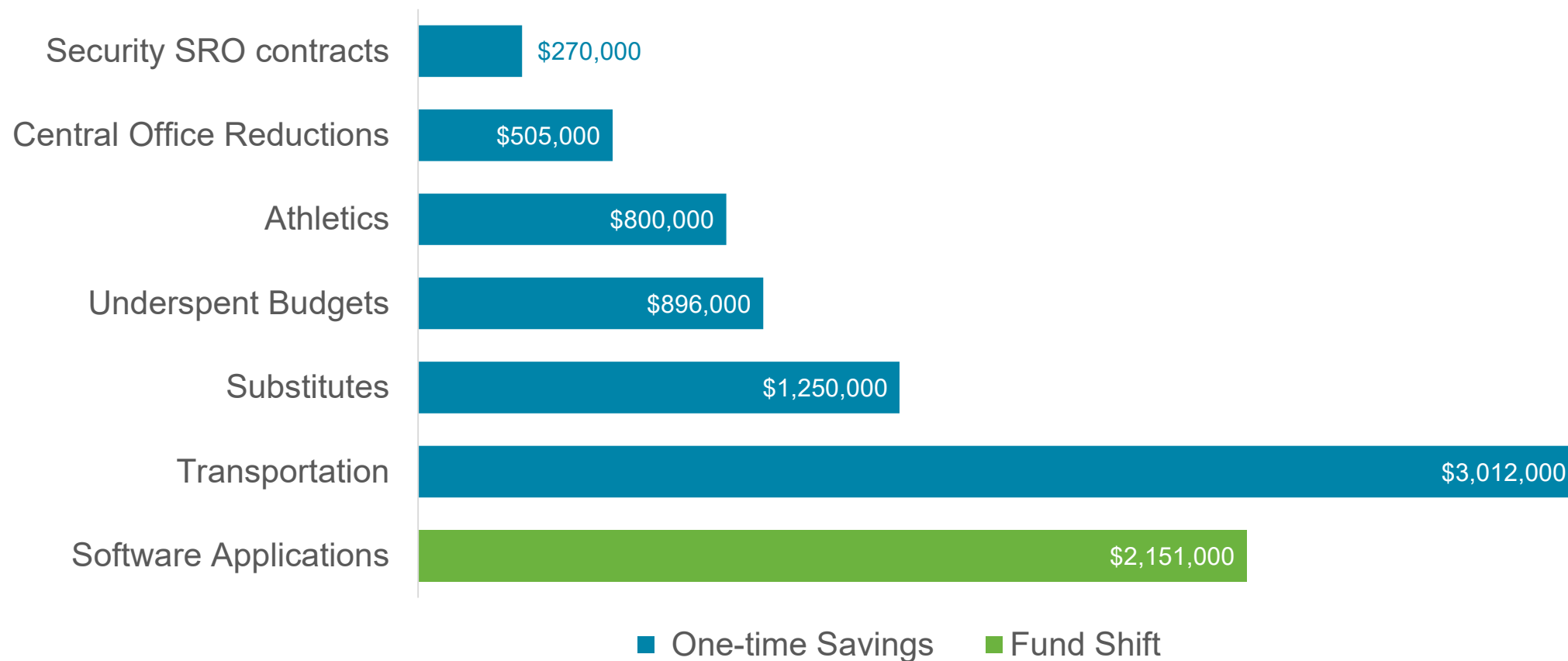


Fund Balance



HIGHLINE
PUBLIC SCHOOLS

Budget Savings and Reductions



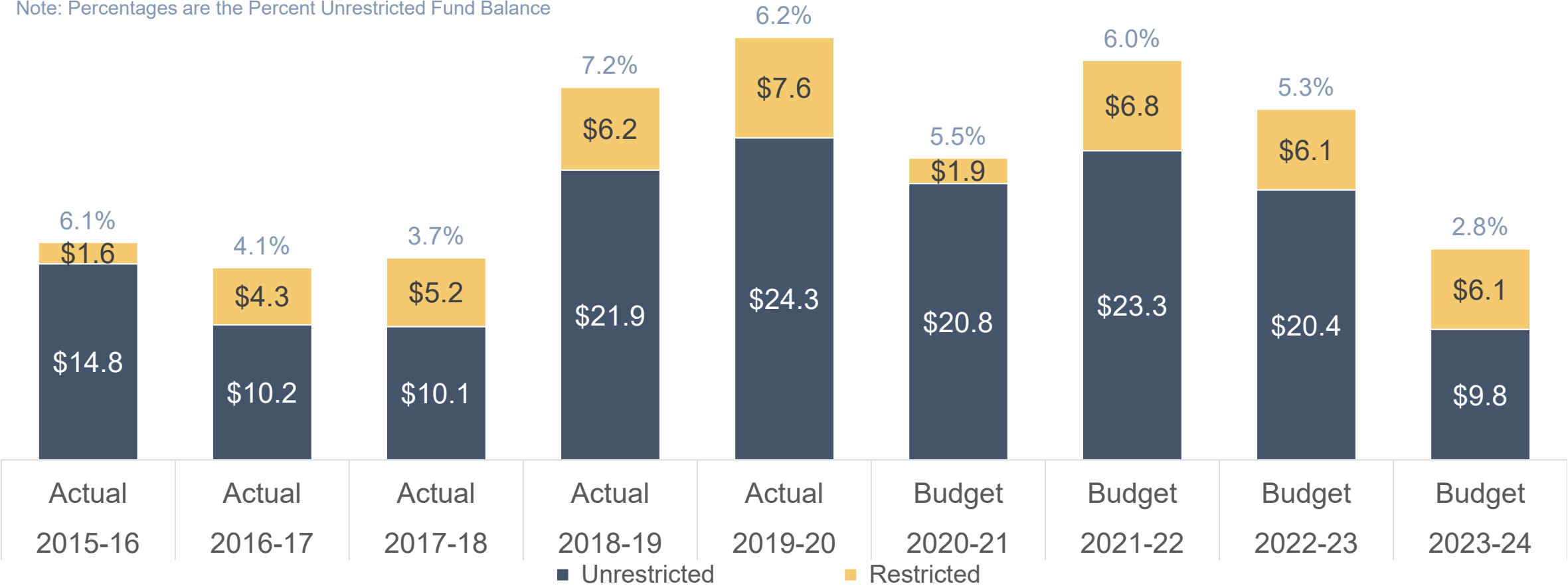
Revenue & Expenditures

General Fund 4-Year Budget Summary


	2021-22	2022-23	2023-24	2024-25
Beginning Fund Balance	\$33,932,000	\$29,730,023	\$26,443,860	\$15,919,977
+ Revenues	\$378,059,387	\$379,681,734	\$342,830,131	\$339,684,685
- Expenditures	\$382,261,364	\$382,967,898	\$353,354,014	\$352,670,247
Ending Fund Balance	\$29,730,023	\$26,443,860	\$15,919,977	\$2,934,415
Restricted Balance	\$6,825,000	\$6,080,000	\$6,080,000	\$6,080,000
Unassigned Balance	\$22,905,023	\$20,363,860	\$9,839,977	(\$3,145,585)
Percent of Expenditures	6.0%	5.3%	2.8%	-0.9%

Ending Fund Balances

Note: Percentages are the Percent Unrestricted Fund Balance



dollars in millions



Other Funds



HIGHLINE
PUBLIC SCHOOLS

Associated Student Body Fund

funds raised by students to support extra-curricular activities



General Student Body




Athletics



Classes

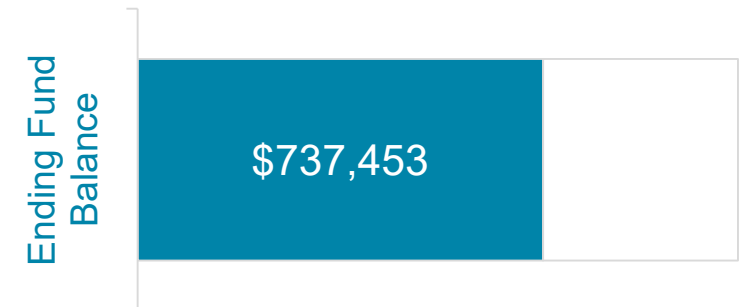
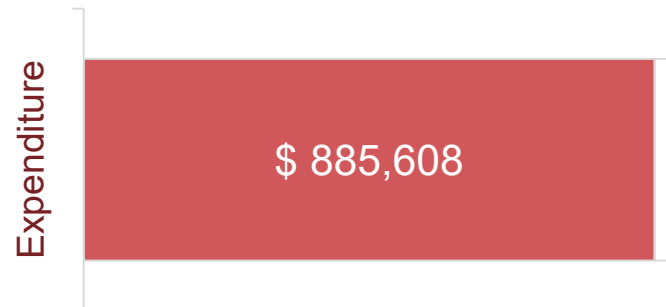



Clubs



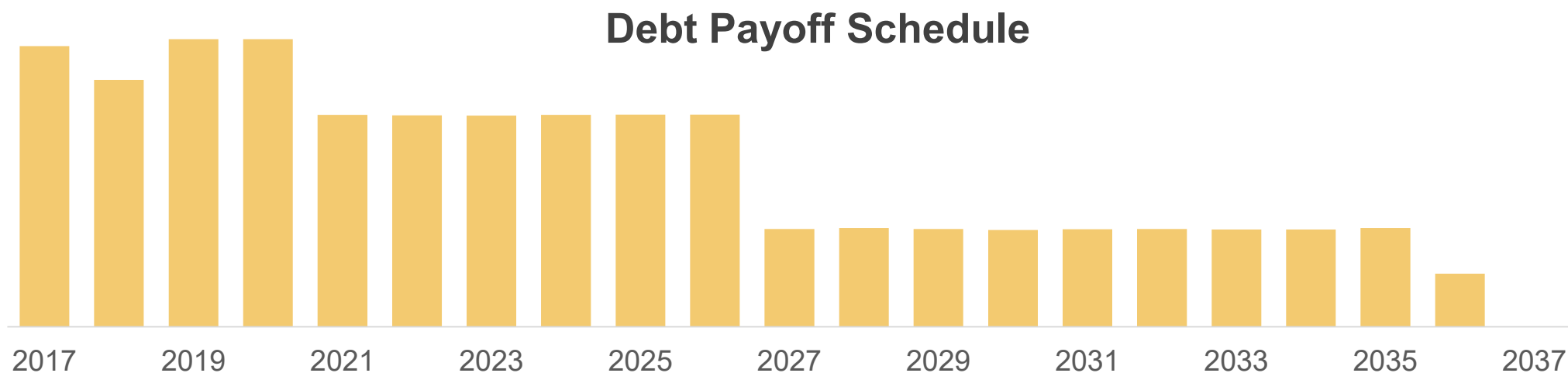
Private Monies

Revenue	\$ 375,390	\$ 106,550	\$ 41,400	\$ 149,321	\$ 40,400
Expenditures	\$ 382,785	\$ 222,500	\$ 53,328	\$ 179,903	\$ 47,092



Debt Service Fund

Revenue from local taxes to pay voter-approved bond debt



Capital Projects Fund

Facilities construction, renovation, major improvements, technology

Beginning Fund Balance \$ 9,440,230

+ Revenues \$ 64,312,289

- Expenditures \$ 29,330,000

- Transfers out \$ 16,232,963

Ending Fund Balance \$ 28,189,556

Project Description	2021-22 Budget
Highline High School	\$3,300,000
Safety, Security & Critical Improvements	2,500,000
Evergreen High School	5,800,000
Pacific Middle School	4,000,000
Tyee High School	5,800,000
Management and Staff Support	1,800,000
Program Contingency	1,000,000
Capital Non-Bond	5,000,000
Resource Conservation	130,000
Total Expenditures	\$29,330,000

Transportation Vehicle Fund

Purchases and major repairs of school buses



Vehicle Fleet

110 School Buses



New Purchases

3 Electric School Buses



Retired Vehicles

3 School Buses

Transportation Vehicle Fund Budget


The district pays for school buses upfront and is reimbursed by the state over the life of the bus.

Beginning Fund Balance	\$	1,490,000
------------------------	----	-----------

+ Revenues	\$	650,000
------------	----	---------

- Expenditures	\$	2,000,000
----------------	----	-----------

Ending Fund Balance	\$	140,000
---------------------	----	---------



Federal COVID Relief

ESSER



HIGHLINE
PUBLIC SCHOOLS

Federal Relief (ESSER)

Elementary and Secondary Schools Emergency Relief

- ESSER I \$6,056,631 (Highline share only)
 - ESSER II \$24,186,671
 - ESSER III \$54,320,000
- Total \$84,563,302

Covid Recovery: Key Investments & District Priorities



Keeping in Touch with Our Community

Another foundational investment is in enhancing our community communication strategies.



We know that not all families and community members are able to access our electronic communications - and we feel it is imperative that we keep our community informed about district spending and educational programs. To increase access and connection, we will continue our quarterly mailings - our primary contact with those who are not directly connected to our schools.



We will continue to use these, and other strategies, to keep the community updated and engaged in our recovery efforts.

Investing in District-Wide Approaches

Our district-wide recovery efforts are built on a foundational focus on adult wellness and leadership capacity, two key elements of school culture.

Adult Wellness

We acknowledge the collective trauma we have experienced amid the pandemic. Investing in adult wellness strategies centers healing and fosters a culture where we are our best selves for every student, every day.



Fall 2021 Wellness Campaign

Director of Recovery

Under ESSER, our investment in the Director of Covid Recovery demonstrates a continued commitment to ethical financial stewardship, that prioritizes supports for the communities most marginalized by Covid-19.



Introducing: Dr. Kathryn Peterson



Key Investments: School Culture

Our recovery initiatives under school culture focus on whole child strategies that form a bridge to teaching and learning; while integrating thoughtful opportunities for family and community engagement, social and emotional learning, and wrap-a-round service supports.

Family & Community Partnership



Family Connections Meetings: School family connections meetings, teachers meet 1:1 with the families of their students.

Family & Community Partnerships Specialists: Supports middle & high schools with implementing effective family engagement and community partnerships strategies.

Grassroots CBO & Enrichment Partnership Expansion: Contract with key community partners to deepen relationships with families and community, and expand enrichment opportunities for students.

Community Guided Funds: Collaborating through CARE

Whole Child Strategies: Mental Health

SEL Screeners: Software that allows schools to screen students SEL and basic needs and determine the appropriate interventions.

SBIRT Coordinator/Behavioral Health Systems Navigator: Expansion of the SBIRT program (screening and intervention) for 9th graders. And working with community-based mental health agencies and families to help navigate access to mental health supports.

Community Based mental health agency & Tele-therapy contracts: Contract with local community-based, mental health agencies to provide mental health supports for underinsured and uninsured students and contract with mental health agencies to provide teletherapy to students in need of a referral.

Teaching and Learning: Social Emotional Learning

Mental Health includes equipping students with the skills to identify, acknowledge, and work through the complex emotions brought on by the collective trauma of the Covid-19 Pandemic (+beyond). Teaching and Learning will be adding a .5 FTE Social Emotional Learning Specialist to better support secondary schools in their SEL strategy implementation.

Whole Child Strategies: Continued

Re-Engagement Efforts

Our investment in a Native Education Secondary Re-engagement Specialist will provide case management to re-engage Native students who have disengaged from school due to the pandemic.

World Translator

Our investment in a World Translator (Spanish) will support the increased demands of written translation requests; supporting schools with written translation needs. This role will effectively increase communication and family engagement in the ways needed to support student recovery.



Key Investments: Growth & Mastery

Our recovery initiatives under growth and mastery focus largely on teaching and learning, and include strategic investments in accelerated learning opportunities, tools, assessment frameworks, and data utilization; in addition to our instructional technology and infrastructure needs. As part of investing in students, we have also chosen to prioritize some resources to rebuild staff development pathways and safeguard funds for additional staff time in regard to recovery efforts.

Growth & Mastery: Accelerating Learning

We are expanding summer learning opportunities in 2021-23 to students in grades 1-12 to support academic acceleration and student confidence.



In SY20-21 we adopted K-12 Language Arts instructional materials with the intent to support two additional adoptions based on Instructional Materials Committee course review.

We have also invested in Special Ed Recovery Services that increase services to students with IEPs to recover learning loss due to the remote instructional model.

In 2021-2022, we are offering prioritized support before, after, and during school for students with schooling loss based on enrollment and evidence based planning.

Growth & Mastery: Accelerating Learning

K-3 Support

Based on low kindergarten numbers in 2020-2021 and distance learning for our youngest learners, we are looking to provide additional support at targeted schools to for K-3 grade students.

PAPER

For our upper grades, we are looking to implement a contract with PAPER for grades 6-12 to provide online tutoring for all students 24/7.

Growth & Mastery: Assessment & Data



Data Coaches: Acceleration is based on having formative assessment. Four district coaches will be added to support the implementation of data redesign. This team will support educators with processes and routines for analyzing and responding to academic and social emotional formative assessments.

Standards-Based Grading: Across the district, we will be moving toward standards-based grading practices, and developing the systems and structures within the department to support it. We will invest in supporting the transition to Edupoint and support family engagement efforts with the final design of report cards. A temporary FTE will add capacity to lead this work and connect the Department of Technology with Teaching.

Growth & Mastery: Digital & Media Literacy

Building on Teaching and Learning Investments, our vision is to also invest in ways that support the district in continuing one-to-one device-access, and equipping teachers and staff with the tools to ensure students graduate with the problem-solving/critical thinking skills necessary to live & work responsibly in a digital world.

Investments in Technology Supports Include:

- Support staff (4 FTE)
- Software (Google Voice, Zoom, School Mint, and AmplifyIT)
- Classroom hardware (Hot Spots, speakers, powerstrips, personal sound amplification)
- Professional Development (digital tool training for efficacy in the classroom)
- Replace devices at schools (replace ipads for early elementary grade levels)
- Replace student devices

Growth and Mastery: Educator Support

Leadership Pathways

The pandemic interrupted leadership pathways. This strategy will help us restore the leadership pathways and come back better, with the leadership needed to deliver on our promise.



Additional Time

Response and recovery to the Covid-19 Pandemic continues to require building teams to adapt and provide high quality teaching and learning.





Key Investments: Health and Safety

In order to maintain safe learning environments for staff and students, our investment in health and safety is paramount as we begin recovery efforts. Not only will we continue investing in nursing coverage and Covid health response services, we will also prioritize procuring PPE and upgrading/replacing HVAC systems.

Health and Safety

Students and Staff

Nursing coverage: Increase agency contracts to increase nursing coverage for schools.


COVID health response: COVID health team, to support schools with testing, contact tracing, isolation room coverage.

Facilities

Maintenance: Cleaning Supplies, signage, air filters, custodial overtime, etc.

Upgrades and replacement for HVAC: Prioritizing upgrades/replacements for buildings 10 or more years out from bond consideration.

PPE: Purchasing PPE to support and maintain student and staff safety.



Questions & Comments



HIGHLINE
PUBLIC SCHOOLS

Contact:

Kate Davis

Chief Financial Officer
Highline Public Schools
206.631.3079

Kate.Davis@HighlineSchools.org

