






Learning Fun in the Summer Sun **June** Pre-K

Calvert County Public Schools Suggested Summer Learning Activities for Families

HAPPY SUMMER, CCPS FAMILIES!

Summertime is the perfect time to explore the world around us. After all, school is not the only place where we can learn. Look around, learning opportunities are everywhere! To spark a few ideas, we've included activities across a wide range of subjects. Perhaps you'll enjoy a book under a shade tree, notice the stars in the evening sky, look up the strange bug in your garden, look for math patterns in a favorite song, or organize a fun water obstacle course. Feel free to pick and choose a few activities each week that seem interesting and fun! Consider keeping a journal or notebook to keep track of your activities. *NOTE: Learning continues all summer long! NEW monthly activities can be found on the CCPS website. Visit calvertnet.k12.md.us/SummerLearning*

<p>Make jewelry with dry pasta and string. If you have paint you can paint the pasta first! How many pieces did you use? Can you create a pattern?</p>	<p>Make a number line. Use sidewalk chalk or use paper plates. Draw a line on your driveway or on the sidewalk. Write your numbers 0-10 on the line. Hop and count your numbers.</p>	<p>Make A Name Collage Write your first name in large uppercase letters on paper. Rip paper from magazines, newspapers, or even junk mail into small pieces. Glue the little pieces of paper onto the letters to make your name collage.</p>	<p>Patterns! Patterns! Everywhere. Go on a pattern hunt. For example, have your child tell the pattern when setting the table. (i.e. fork, plate, knife, napkin, fork, plate, knife, napkin)</p>	<p>Make an instrument (use household items such as water in cups, beans in a toilet paper tubes or spoons).</p>
<p>Chalk Writing Go outside to a driveway or sidewalk. Write letters of the alphabet with chalk. How many can you write?</p>	<p>Build a fort and read your favorite story inside it to a stuffed animal or a pet.</p>	<p>Make a Card Make a card for Father's Day or for someone special using pictures and words.</p>	<p>Sit outside and close your eyes. How many different sounds can you count? What do you think is making the sound? Can you draw a picture of something making a sound?</p>	<p>Make a Book Nook Set up your own reading nook. Use a tent, comfortable pillows, a few blankets, etc. Read or listen to books every day!</p>
<p> Place an egg in vinegar and watch to see what happens. * Use QR code for further directions.</p>	<p>Find a place around your yard that gets sun for at least half of the day. Put two of your toys on a piece of paper and draw their shadows in the morning and then around lunch or at lunch and then in the late afternoon. Don't move the toys. What happens with their shadows?</p> <p></p>	<p>Take a Walk Take a walk with your adult helper. Tell what you see up high in the sky or trees, on the ground, and under the ground.</p>	<p> Bake something with an adult. Use the QR code to access healthy recipes. When baking or cooking, talk about the ingredients and the steps that need to be taken. Look at the mixture you've created before and after cooking.</p>	<p>Drama! Put on a play using puppets, dolls or just yourselves! Use a favorite book, classic tale or make up your own story. Find props and costumes for your play. Have fun!</p>