














M	<p>Phonics</p> <p>Today we are going to be using word building</p> <p>We are going to say the sound and read the word as we identify the sounds we need to build the word. Once completed you will say the sound and write the word.</p> <p>oa-boast</p> <p>cloak</p> <p>float</p> <p>http://jumpstartionny.co.uk/</p>	<p>English</p> <p>Learning Objective To use descriptive language</p> <p>Success Criteria Think, write, read Capital letters and full stops Describe the snowy mountains Include adjectives T6 Wk 3 Elephant Dance story powerpoint</p> <p>Recap the book so far and include the description of the snow. Today you are going to use a range of adjectives to describe the snowy mountains. EG – <i>The snow on the mountain tops dazzle and glisten in the crisp cold air. The snow cascades down the mountain like icing as it drips down the side of a giant birthday cake</i></p> <p>Can you Challenge yourselves to describe how the snow makes you feel?</p> 	<p>Maths</p> <p>Learning Objective To be able to compare two-digit numbers using < > and =. To understand that more than one number can be placed in a missing number sentence.</p> <p>Success Criteria Remember to...</p> <p>Use the crocodile mouth to help you remember he eats the larger number Make sure you check tens to find the greater number Use a place value chart to help</p> <p>Click on the link below: T 6 WK 3 Monday Maths</p>	<p>Reading</p> <p>Reading via Bug Club or your allocated reading book(s).</p>  <p>Click here for Bug Club Login</p>	<p>Geography</p> <p>Learning Challenge: To locate a non-European country on a map. To compare and contrast England to India.</p> <p>Success Criteria: locate countries on a world map understand countries have different climate regions</p> <p>Click on the links below- T 6 WK 3 Monday Geography power point</p> <p>T6 WK 3 Monday Geography activity</p>	<p>PE</p> <p>Learning challenge: To perform skills or movements with control.</p> <p>Success Criteria: I can perform a single skill or movement with some control. I can use more than one piece of equipment to juggle with.</p> <p>Today we would like you to throw and catch different things that you find around your home. Collect at least one piece of each different type of equipment that can be safely thrown and caught in your home, for example: scarves, tissues, rolled socks, balloons etc.</p> <p>Try handling the different equipment, keeping it in the air by throwing and catching it and maybe even juggling.</p> <p>If you want to learn more about how to juggle, click on the following link: https://www.youtube.com/watch?v=DXmCl_SRSbs</p> <p>How many times can you throw and catch a piece of equipment? How many pieces of equipment can you juggle at the same time?</p> <p>Remember to: Choose your equipment with the grown-ups in your house, to make sure that they are happy for you to throw them inside your home.</p> <p>Story Time Please share one of your favourite books with an adult, or visit https://www.bbc.co.uk/iplayer/episodes/b00jdlm2/cbeebies-bedtime-stories and choose a story you have not heard before.</p>
---	---	---	---	---	--	---

T	<p>Phonics</p> <p>Link to T6 WK 3 Tues Phonics Owen stays at home</p> <p>Today you are going to be retrieving the sound <oe> Read – Owen stays at home</p> <p>Identify all the <oe> sounds and make a list of the same sound different spelling</p>	<p>English</p> <p>Learning Objective To sequence events</p> <p>Success Criteria Think, write, read Capital letters and full stops Recall events Sequence in the correct order Re-read sentences and check they make sense.</p> <p>Re - cap yesterday's learning of the description used to describe the snowy mountains. Did the adjectives create a picture in your head? Now read the following page as the family prepare the family meal. Focus on the order of events. Today you will order the events of the family preparing the food in the correct order. Challenge yourselves to use a range of adjectives.</p> <p><i>EG- They fried the fluffy white fish and diced red onion in with the ghee until it sizzled in burning hot pan. The delicious aroma filled the air. Dad carefully ground the spices before adding them to the flakey white fish.</i></p> 	<p>Maths</p> <p>Learning Objective</p> <p>To be able to identify and represent numbers using the number line, and use the language of: equal to, more than, less than, most, least.</p> <p>Success Criteria Remember to...</p> <p>Think about the position of the numbers on a number line. Are they nearer 0 or near 100? Look at the amount of tens each number has</p> <p>Click on the link below: T 6 WK 3 Tuesday Maths</p>	<p>Reading</p> <p>Reading via Bug Club or your allocated reading book(s).</p>  <p>Click here for Bug Club Login</p>	<p>Computing</p> <p>Learning Objective: To open a programme. To drag and drop selected text boxes accurately.</p> <p>Success Criteria: Remember to check your work. Remember to correct your work if you need to. Remember to upload your work and save carefully.</p> <p>2Do: evergreen and deciduous</p>  <p>Read the stem sentences about deciduous and evergreen trees. Select the missing words, drag and drop each one using the mouse on your computer.</p> <p>Remember: Please upload your work to Purple Mash, so that we can see your amazing pictograms. Read your teacher's comments, if you need to check any answers, make sure you go back and try again.</p>	<p>PE</p> <p>Learning challenge: To listen to instructions. To perform skills or movements with control.</p> <p>Success Criteria: I can perform a single skill or movement with some control.</p> <p>Today we would like you to play the 'Beanstalk game' with at least one member of your family. Before you start you will need to decide who is going to call the instructions out and who is going to be following the instructions.</p> <p>The caller chooses which of the following instructions to call. The follower has to move in the right way.</p> <p>Instructions:</p> <p>Grow beanstalk: crouch down low, like a seed & then stretch your body slowly to grow as tall as you can.</p> <p>Climb the beanstalk: pretend to climb using high knees and arms to help pull you up.</p> <p>Meet the runner bean: with high knees, run on the spot.</p> <p>Tickly giant: quickly turn into a frozen bean so you can't be seen. If you move, you might get tickled!</p> <p>Scary broad bean: take huge steps, high and slow steps and noisy steps to scare the scary broad bean.</p> <p>Jumping bean: Jump high in the air while the jumping bean while the caller claps a rhythm for you to jump to.</p> <p>Challenge yourself to think of more beans and what movement they could make.</p> <p>Remember to:</p>
---	--	---	---	---	---	--

[illegible]

W	<p>Morning physical activity - http://jumpstartjonny.co.uk/</p>	<p>Phonics</p> <p>Today we are going to be using sound swap.</p> <p>We are going to say the sound read the word and identify the sound we need to swap.</p> <p>coat>boat>goat>loat> float>floab</p>	<p>English</p> <p>Learning Objective To use similes</p> <p>Success Criteria Think, write, read Capital letters and full stops Include descriptive language Include similes Re read sentences to check they make sense.</p> <p>Today you will recap and read up to and including the following page of the story. Focus on the sentences - I am old and brown like garden soil and wrinkled as a walnut.). Re read the sentence focusing on the simile – like garden soil and wrinkled as a walnut.</p> <p>Today you will write your own sentences to describe the Grandfather EG- <i>I am old and brown like tree bark and wrinkled as a raisin.</i></p> 	<p>Maths</p> <p>Learning Objective To be able to correctly order numbers from smallest to largest or largest to smallest.</p> <p>Success Criteria Remember to...</p> <p>Look at the tens digit Check once you have ordered them Look at a 100 square or number line to help</p> <p>Click on the link below:</p> <p>T 6 WK 3 Wednesday Maths</p>	<p>Reading</p> <p>Reading via Bug Club or your allocated reading book(s).</p>  <p>Click here for Bug Club Login</p>	<p>Science</p> <p>Learning Objective: Use simple equipment to observe closely. I can look closely, using equipment. I can do tests. I can use my observation and ideas to suggest answers to questions.</p> <p>Success Criteria: Remember to make predictions. Remember to look carefully at what has happened. Remember to think about what equipment you will need to do a test. Remember to ask and answer questions.</p> <p>This week you are invited to perform an exciting experiment. You are going to cut the tops of some root vegetables (potato, carrot and parsnip) and place them in water to see what happens over the next two weeks. Read through the instructions on the PowerPoint below.</p> <p>T6 wk3 Wednesday Science PLANT TOP EXPERIMENT</p> <p>Remember: Think carefully about what you think might happen when you place the vegetable tops in water. Make sure that you have a grown up with you to do the cutting as the knife is very sharp.</p>	<p>PE</p> <p>Learning challenge To perform yoga actions.</p> <p>Click on the link to access a yoga exercise. Cosmic Kids Yoga - YouTube</p> <p>Remember to: Take deep breaths as you perform each move. Make sure you stop for a drink and a rest.</p> <p>Story Time Please share one of your favourite books with an adult, or visit https://www.bbc.co.uk/iplayer/episodes/b00jdlm2/cbeebies-bedtime-stories and choose a story you have not heard before</p>
---	--	--	--	--	---	---	--

T H	<p>Morning physical activity - http://jumpstartjonny.co.uk/</p>	<p>Phonics</p> <p>Today we are going to complete a sentence dictation, revising the <s> sound.</p> <p>Can a member of your family read the sentence and then you write it?</p> <p>Joe had his own loaf and fell in a hole</p>	<p>English</p> <p>Learning Objective: To use our senses to describe a scene</p> <p>Success Criteria: Say your sentence before you write it Capital letters and full stops Include adjectives and similes Include your senses. Today you will read the following pages describing the festival Diwali. Focus on the similes and adjectives - They wore silk howdahs, blue as the royal peacock. Garlands of sweet glory and morning glory. Sticky sweets Watch the clip of the festival Diwali https://www.youtube.com/watch?v=Niy1XYspVfg&t=4s Today you are to describe the festival of Diwali using your five senses, similes and adjectives. Then describe how you imagine you would feel if you were there.</p> 	<p>Maths</p> <p>Learning Objective</p> <p>To be able to correctly order numbers from smallest to largest or largest to smallest and then add in an extra number.</p> <p>Success Criteria Remember to...</p> <p>Look at the tens digit Check once you have ordered them Look at a 100 square or number line to help</p> <p>Click on links below: T 6 WK 3 Monday Maths</p>	<p>Reading</p> <p>Reading via Bug Club or your allocated reading book(s).</p>  <p>Click here for Bug Club Login</p>	<p>DT</p> <p>Learning Challenge: To use a range of tools and equipment to create a sari or sherwani.</p>  <p>Success Criteria: I can use at least 2 materials from my home to make my finished garment. I can take a photo of my finished sari or sherwani.</p> <p>Today we would like you to make your own sari or sherwani to fit a small cardboard cut-out doll. A cardboard doll can be cut from an empty cereal box or similar cardboard packaging. We would like you to use any materials that your grown up is happy for you to use to make your garment and stick it together.</p> <p>Your sari or sherwani must meet the Design Criteria: I must include at least 2 different materials. My materials must hold together. My finished design must fit my cardboard doll. My finished design must look like a sari or sherwani.</p> <p>Remember: Please upload a photo of your finished sari or sherwani onto Purple Mash. We can't wait to see your finished garment!</p>	<p>PE</p> <p>Learning challenge To perform yoga actions.</p> <p>Click on the link to access a yoga exercise. Cosmic Kids Yoga - YouTube</p> <p>Remember to: Take deep breaths as you perform each move. Make sure you stop for a drink and a rest.</p> <p>Story Time Please share one of your favourite books with an adult, or visit https://www.bbc.co.uk/iplayer/episodes/b00jdlm2/cbeebies-bedtime-stories and choose a story you have not heard before</p>
--------	---	---	--	--	---	--	--

F	<div>Morning physical activity - http://jumpstartjonny.co.uk/</div>	<div><div>Phonics</div><div>Practice your spellings using this link:</div><table><tr><td>Word</td></tr><tr><td>here</td></tr><tr><td>there</td></tr><tr><td>today</td></tr><tr><td>full</td></tr><tr><td>house</td></tr><tr><td>said</td></tr></table></div>	Word	here	there	today	full	house	said	<div><div>English</div><div>Learning Objective</div><div>To use the plural 's'</div><div>Success Criteria</div><div>Capital letter at the start of your sentence</div><div>Include the plural 's' in your sentences.</div><div>Think write read</div><div>Today you are going to focus upon the plural – 's'.</div><div>Re read the pages inclusive of the festival Diwali and focus upon the plural words.</div><div>Today you will use the plural words from the festival to write your own sentences.</div><div>Break</div><div>EG- The elephants walked to the beat of the music and wore beautiful howdas decorated in bright dazzling colours.</div><div></div></div>	<div><div>Maths</div><div>Learning Objective</div><div>To be able to when given a number, identify one more and one less.</div><div>Success Criteria</div><div>Remember to...</div><div>Use a number line or 100 square to help</div><div>Move your finger one jump forwards/backwards.</div><div>Look at what happens to the number</div><div>Click on the links from</div><div>T 6 WK 3 Friday Maths</div><div>Break</div></div>	<div><div>Reading</div><div>Reading via Bug Club or your allocated reading book(s).</div><div></div><div>Bug Club</div><div>Click here for Bug Club Login</div><div>Break</div></div>	<div><div>Feel Good Friday</div><div>RE:</div><div>Learning Challenge:</div><div>To be able to re-tell and understand the religious significance of the Christian and Jewish Creation Story.</div><div>To be able to compare Creation stories from different faiths.</div><div>Success Criteria:</div><div>I can re-tell the story through pictures.</div><div>I can think about why this story is important to Jews and Christians.</div><div>Today we would like you find out about the Christian and Jewish Creation story by watching the link below:</div><div>T6 Wk3 Friday RE The Christian and Jewish Creation story Jane Ray</div><div>Whilst watching the link, think about:</div><div>Which religion is this Creation story from?</div><div>Who do Jews and Christians believe created the world?</div><div>Do Jews and Christians believe the world has been created once or more than once?</div><div>How many days do Jews and Christians believe it took to create the world?</div><div>We would then like you to re-tell the story by drawing pictures and labelling them with sentences to explain what Jews and Christians believe God created on each day.</div><div>Remember:</div><div>Please upload your pictures and sentences to Purple Mash.</div><div>Lunch break</div></div>	<div><div>Feel Good Friday</div><div>Go to our Wellbeing and Nurture web page.</div><div>Click on this link to access it and choose an activity that best supports your Friday afternoon:</div><div>https://www.poundhillinfantacademy.org.uk/teaching-and-learning/wellbeing-nurture</div><div></div></div>
Word														
here														
there														
today														
full														
house														
said														