

Town of Mashpee

Town Clerk



16 Great Neck Road North
Mashpee MA 02649
Phone # 508-539-1400 ext. 561
Fax # 508-539-2892
e-mail address mcsantos@ci.mashpee.ma.us

Date: December 29, 2016

Mashpee Town Hall
16 Great Neck Road North
Mashpee, MA 02649

In accordance with the Massachusetts General Laws, Chapter 39, Section 23A-C, regarding Massachusetts Open Meeting Law the:

School Committee- Business Meeting & Vote on the FY18 Budget
give you notice that it will meet for the purpose of acting upon such business as may come before it.

Day and Date of Meeting: Wednesday, January 4, 2017

Time of Meeting: 6:30 pm.

Place: Quashnet School Library

Chairman: Don Myers/gkh

Windows will be closed and lights will be shut off after meeting.

Initials

*****Please keep in mind that rooms are assigned on a first come, first serve basis. Therefore, it is imperative that you notify this office as quickly as possible to reserve your meeting room.***

Except in an emergency, a notice of every meeting of any governmental body shall be filed with the clerk of the city or town in which the body acts, and the notice or a copy thereof shall, at least forty-eight hours, including Saturdays but not Sundays and legal holidays, prior to such meeting, be publicly posted in the office of such clerk or on the principal official bulletin board of such city or town.

MASHPEE PUBLIC SCHOOLS
SCHOOL COMMITTEE BUSINESS MEETING & VOTE ON FY18 BUDGET
of January 4, 2017
Quashnet School Library/6:30 pm
Agenda ***

- I. Call Meeting to Order 6:30**
- II. Pledge of Allegiance 6:31**
- III. Public Comment 6:35**
- IV. Special Topics-District/School Presentations- Quashnet School 6:45**
 - 4.1 Mary Kate O'Brien- Update on QS
- V. Student Advisory Council -Frederick Hanna III 6:50**
- VI. *Approval of Minutes of December 21, 2016 7:00 (p. 1-3)**
- VII. Report of the Superintendent 7:05**
 - 7.1 Administration Reports (p. 4-7)
 - 7.2 Personnel Report (p. 8)
 - 7.3 Enrollments (p. 9)
 - 7.4 Comparative 2015-2016 average attendance of other Cape districts (p. 10-21)
 - 7.5 Five-year enrollment projections (p. 22)
 - 7.6 Calendar (p. 26)
 - 7.7 Menus (p. 27-32)
 - 7.8 Correspondence
- VIII. Specifically Assigned/Unfinished Business 7:30**
 - 8.1 *Vote on school start times (p. 33)
 - 8.2 *Vote on FY18 budget (p. 34)
- IX. New Business 8:00**
 - 9.1 Long/short term disability
- X. Committee Reports 8:15**
- XI. Items the Chairman did not reasonably know in advance of the meeting (Other) 8:20**
- XII. Public Comment 8:25**
- XIII. *Adjournment 8:30**

**School Committee Meeting
December 21, 2016
Minutes**

Present were: Don Myers, George Schmidt, Chris Santos, Geoff Gorman and Scott McGee.
Also present was Patty DeBoer, Interim Superintendent and Paul Funk, Business Manager.

- I. Call Meeting to Order**
Mr. Myers called the meeting to order @6:30pm.
- II. Pledge of Allegiance**
- III. Public Comment**
None
- IV. Public Hearing on the FY18 Budget**
Mr. Funk presented an overview on the FY18 Budget.
- V. Public Hearing on School Start Times**
Several parents had concerns and questions for the Committee on the new start times proposed by the school start time committee. In addition, there were several parents who spoke in favor of changing the start times for students. The Committee will make their decision at the next School Committee on January 4, 2017
- VI. Presentation on Long/Short Term Disability – Mosse and Mosse**
Cancelled presentation.
- VII. *Approval of Minutes of November 28 & December 7, 2016**
Mr. Schmidt made a motion, seconded by Mr. McGee to approve the minutes of November 28, 2016.
Roll Call Vote: In favor – Mr. McGee, Mr. Santos, Mr. Schmidt and Mr. Myers; abstained- Mr. Gorman; opposed – none.
Mr. Schmidt made a motion, seconded by Mr. Santos to approve the minutes of December 7, 2016.
Roll Call Vote: In favor – Mr. McGee, Mr. Gorman, Mr. Santos, Mr. Schmidt and Mr. Myers; opposed – none.
- VIII. Report of the Business Manager**
 - 8.1 Status of FY17 Budget Report**
Mr. Funk updated the Committee on the FY17 budget.
 - 8.2 Status of Grants, Revolving Accounts**
Mr. Funk updated the Committee on the grants and revolving accounts.
 - 8.3 *Budget Transfers**

Mr. McGee made a motion, seconded by Mr. Schmidt to approve budget transfer #17-04 as presented.

Roll Call Vote: In favor – Mr. McGee, Mr. Gorman, Mr. Santos, Mr. Schmidt and Mr. Myers; opposed – none.

8.4 FY17 School Choice Expenditure

Mr. Funk updated the Committee on the school choice expenditures.

8.5 *Substitute/Monitor Pay

Mr. McGee made a motion, seconded by Mr. Schmidt to approve the increased salary rates for substitutes, recess monitors and nurses effective January 1, 2017 as presented.

Roll Call Vote: In favor – Mr. McGee, Mr. Gorman, Mr. Schmidt and Mr. Myers; abstained- Mr. Santos.

IX. Specifically Assigned/Unfinished Business

9.1 *Update and Recommendation from Superintendent Task Force

Mr. Schmidt stated that the task force recommended that Mrs. DeBoer's name be forwarded to the Committee with their approval to place Mrs. DeBoer into the Superintendent position.

Mr. Schmidt made a motion to extend the School Committee's appreciation and thanks for their work and time put in by the task force and to recommend the Committee approve the recommendation of the task force. Mr. McGee moved the motion, seconded by Mr. Santos.

Roll Call Vote: In favor - Mr. McGee, Mr. Gorman, Mr. Santos, Mr. Schmidt and Mr. Myers; opposed – none.

X. New Business

10.1 *Next Steps for Appointment of Superintendent

Mr. Myers outlined the next steps for appointment of the Superintendent

1. Have a formal interview with School Committee
2. Appoint candidate immediately
3. Not to move forward

Mr. Schmidt made a motion, seconded by Mr. McGee to appoint Patricia DeBoer, to the position of Superintendent of Mashpee Public Schools pending contract negotiations.

Roll Call Vote: In favor – Mr. McGee, Mr. Gorman, Mr. Santos, Mr. Schmidt and Mr. Myers; opposed – none.

10.2 *Tuition Waivers (gr. 8 J.P., gr. 6 J.S., gr. 5 T.S., gr. 3 A.S.)

Mr. Schmidt made a motion, seconded by Mr. McGee to approve the tuition waiver for gr. 8 J.P. for the remainder of the FY16/17 school year.

Roll Call Vote: In favor – Mr. McGee, Mr. Gorman, Mr. Santos, Mr. Schmidt and Mr. Myers; opposed – none.

Mr. Schmidt made a motion, seconded by Mr. McGee to approve the tuition waivers for gr. 6 J.S., gr. 5 T.S and gr. 3 A.S. for the remainder of the FY16/17 school year.

Roll Call Vote: In favor – Mr. McGee, Mr. Gorman, Mr. Santos, Mr. Schmidt and Mr. Myers; opposed – none.

XI. Committee Reports

Mr. Schmidt gave a brief update on the Finance Committee meeting.

XII. Items the Chairman Did Not Reasonably Know in Advance of the Meeting (Other)

None

XIII. Public Comment

None

XIV. *Executive Session**14.0 Contract Strategy with Units A & B**

Mr. Schmidt made a motion, seconded by Mr. McGee to move into Executive Session for the purpose of discussing contract strategy with Units A & B. The Committee will not return to regular session.

Roll Call Vote: In favor – Mr. McGee, Mr. Gorman, Mr. Santos, Mr. Schmidt and Mr. Myers; opposed – none.

XV. *Adjournment

Mr. Schmidt made a motion, seconded by Mr. McGee to adjourn the regular meeting @8:20pm.

Roll Call Vote: In favor – Mr. McGee, Mr. Gorman, Mr. Santos, Mr. Schmidt and Mr. Myers; opposed – none.

Respectfully submitted by,

Catherine E. Loyko

School Committee Recording Secretary

KENNETH C. COOMBS SCHOOL
PRINCIPAL REPORT - Paul LaBelle
DECEMBER 2016

4.

Grade	Total	Class #1	Class #2	Class #3	Class #4	Class #5	Class #6	Class #7	Multi-Age
PS	96	15	16	11	17	18	16		3
K	106	17	19	17	19	17	17		
1	126	18	17	18	18	18	17	19	
2	107	21	22	21	21	21			1
Total	435								4

Enrollment as of December 23, 2016

	Enrollment	Withdrawal
PS	3	
K		2
1		
2	1	

Attendance for the month: 93%

Acknowledgements: Thank you to the KCC PTO and Nurse Stacey for organizing a great Giving Tree event and to families and local businesses for their participation and generous donations.. We were able to help 48 families and 113 Combs School kids. Thank you to Andy Troyanos, MHS Music Teacher and the MHS String Band and Chorus singers for singing holiday tunes at the Coombs School. A great time was had by all. Congratulations to Margie Mitchell, PE Teacher, who applied for and received a \$500 grant award from Mashpee Cultural Council Grant. Ms. Mitchell will use the funds to support supplies for the Marathon Monday program. Congratulations to term one perfect attendance students; we had 6 students from preschool, 6 students from kindergarten, 6 students from grade one and 11 students from grade two. KCC launched its PBIS initiative during a Falcon Assembly on December 22. This initiative is designed to help build a common language and common practices for behavioral supports throughout the building, and focus on acknowledging the good choices students make during their day. KCC would also like to acknowledge the volunteer work Mike and Mary Principe have done in our building educating our students about sustainable foods from our Tower Garden.

Major Events

Upcoming Events

December 5 - Early Release Day	January 2 - KCC Marathon Monday
December 6 - Mass. School Building Authority Meeting	January 4 - Read to Me Volunteers visit Preschool
December 7 - KCC Boston Pride Day	January 5 - MHS Tech 2 KCC Tech visit
December 7 - Term One Ends	January 6 - Meeting with Lynn Waterman, Senior Center Director
December 9 - KCC PTO Annual Giving Tree Event	January 9-13 - STAR Winter Benchmark Assessment Administered
December 12 - MHS Tech 2 KCC Tech visit	January 10 - Preschool PELI Benchmark Assessment Administered
December 13 - School Council Meeting	January 10 - KCC Walkthrough
December 14 - KCC Neon Day	January 10 - KCC School Council Meeting
December 14 - KCC PTO Meeting	January 16 - KCC Grade 2 Marathon Monday
December 14-Read to Me Volunteers Visit Preschool	January 17-20 - DIBELS Assessment Administered
December 16 - MHS Tech 2 KCC Tech visit	January 23 - KCC Grade 2 Marathon Monday
December 19 - MMHS String and Chorus Presentation	January 27 - Tessicini/Jones to Cotuit Center for the Arts with Palmer
December 20 - KCC Walkthrough	January 30 -Post/Russell to Cotuit Center for the Arts with Palmer
December 21 - KCC Pattern Day	January 31 - S. Souza/MacNally/Daly to Cotuit Center for the Arts with Palmer

Quashnet School Principal's Report December 2016 - MaryKate O'Brien

Enrollment

Grade	IN	OUT	TOTAL	Class 1	Class 2	Class 3	Class 4	Class 5	Class 6	Class 7
3	1		133	3AR—20	3BR—19	3FL—18	3KE—20	3PO—19	3SC—20	3ST—17
4			140	4FO—21	4GO—20	4KE—21	4LO—19	4MA—19	4MC—20	4ST—20
5			106	5BE—18	5BL—18	5DU—18	5MA—17	5PI—18	5WE—17	
6	1		141	6BA—20	6BB—18	6GE—20	6GR—20	6JO—21	6MC—22	6SW—20
Total			520							

Enrollment as of 12/23/16

520 students—27 Homerooms—Attendance Rate is 94.5%

Acknowledgements:

Mrs. Elizabeth Babich organized a memorable night for our new Quashnet School National Elementary Honor Society inductees and their families. As the Quashnet School NEHS advisor, Mrs. Babich leads her group with high standards and rigorous expectations. Her leadership in the classroom and in this role is commendable.

Thank you to the families and classrooms that participated in the annual gingerbread village display. The Quashnet lobby was transformed into a sugar holiday delight.

With the help and support of Mr. Stickely, Mrs. Stickley, Mrs. McCue, Mr. Loyko, Mr. Greggerson, Ms. Forsberg, Mrs. Porter, Mrs. Pagano, Mrs. Emery, Mrs. MacIntire, and Mr. and Mrs. Avtges the first annual QS Pasta Supper a wonderful success. Thank you all for supporting our fabulous QS families!

Thank you Mrs. Hill and Ms. Sherman for hosting the Quashnet School recital night for students on December 15th. This is a great opportunity provided by two dedicated Quashnet teachers that allows students to shine musically!

Events—December, 2016	Events – January, 2017
12/01 – Early Release, Parent Conferences 12/05 – Early Release – Staff Professional Dev. 12/06 – Mass Maritime Visits Grade 6 12/07 – National Elementary Honor Society Induction 12/07 – Term Ends 12/12 – 12/16 – Gingerbread Villages Displayed 12/13 – Gr. 3, FL, KE & ST- New Bedford Whaling Museum 12/14 – Report Cards Issued 12/14 – Gr. 3, AR, BR, PO, & SC New Bedford Whaling Museum 12/15 – Recital Night (5:30PM – 7:00PM) 12/16 – Family Night, Pasta Dinner, Cookie Decorating and Free Family Photos by Lifetouch 12/21 – School Committee Meeting (6:30PM – 7:30PM) 12/26 – 1/02 - Holiday Vacation	1/02 – No School – New Year's Day observed 1/03 – School Resumes 1/04 – School Committee Meeting 6:30 PM QS Library 1/05 – Polished Dental Visits Quashnet 1/06 – PTO Sponsored Grade 3 Movie Night (6:00 PM - 8:00 PM) 1/10 – Choral Concert (6:30 PM – 8:00 PM) 1/12 – Basketball Game – Unified Team Special Olympics 4:00 PM 1/16 – No School - Martin Luther King Day 1/18 – School Committee Meeting 6:30 PM QS Library 1/19 – Instrumental Concert (6:30PM – 8:00PM) 1/19 – School Council Meeting 3:30 PM 1/20 – Family Paint Night 6:00PM 1/24 – DJ Ooch – Kindness Week 1/25 – PTO Meeting 6:00 PM QS Library 1/26 – Basketball Game – Unified Team Special Olympics 4:00 PM 1/27 – Cotuit Arts Center Field Trip – Grade 4 KE & FO (12:30 PM – 2:30 PM) 1/27 – KCC/QS Basketball Game – Quashnet Gym 6:00 PM 1/31 – Cotuit Arts Center Field Trip – Grade 4 MC & MN (12:30 PM – 2:30 PM)

December 2016

Mark Balestracci Principal's Report

Grade	Total
7	128
8	151
9	126
10	112
11	98
12	110
Total	725

HS ELA Average Class Size	HS Math Average Class Size	HS Science Average Class Size	HS Social Studies Average Class Size
21	17	14	16
MS ELA Average Class Size	MS Math Average Class Size	MS Science Average Class Size	MS Social Studies Average Class Size
22	19	22	23
MHS Attendance for month: 97.6%		MMHS Attendance for the Month: 97.8%	

Suspensions:

Grade	Out Of School Suspension/Reason
7	Verbal Assault on staff; threatening students
8	Skipping Office Detention
9	2 Skipping Saturday School; unsafe behavior; Inapp use of Technology
10	3 Skipped Saturday School; 2 Excessive tardiness; misuse of cell phone
11	Left school grounds
12	4 left school grounds; 4 Skipped Saturday School; 1 excessive tardiness; 1 computer violation

Acknowledgments:

Thank you to our MMHS Fine Arts and Music Department for hosting the 2nd Annual Art and Music Night! It was a great event that showcased the outstanding talents our MMHS student artists, musicians and singers.

Thank you to the MMHS staff for their generosity this holiday season. MMHS raised over \$1,000 for the Falcon Family Fund.

Thank you to Deans Kevin Turner and Rewa Melby for organizing the Renaissance Breakfast and Ice Cream Social for students who earned honors and high honors in term one.

Congratulations to our Term One High Five Award Winners! MMHS is very proud of you all.

Congratulations to the MMHS football team on securing their second straight appearance/win in the Division IV Super Bowl at Gillette Stadium on December 3rd.

Events- December 2016	Events- January 2017
12/3- Super Bowl and Jr. District Auditions	½- No school Vacation
12/5- Early Release Day	1/6-1/7- Sr. District Festival
12/5- District Holiday Party	1/10- School Council Meeting MMHS
12/8- NHS Fall Cape Cod Healthcare Blood Drive	1/10- MMHS All Instrumental Night
12/10- ACT Testing (Various High Schools)	1/16- No School Martin L. King Jr. Day
12/13- MMHS Music Art Night	1/17- MMHS All Choral Night
12/13- School Council Meeting MMHS	1/21- All State Auditions
12/16- Term 2 Progress Reports Issued	1/21- AP English Mock Exam
12/23- Renaissance Breakfast	1/21- SAT & Subject Tests (various high schools)
12/26-12/30 No School Vacation	1/27- Term 2 Ends

7.

MASHPEE PUBLIC SCHOOLS

Administrator's Report: Michele Brady, MSW, LICSW, Administrator for Special Education

Month/Date: December 2016

School/Assignment: Special Education Department

Special Education Accountability:

- Prepared out of district monitoring plans and budget.
- Consulted tutors for special education students unable to attend school.
- Facilitated Psychologist/Team Chair Monthly Meetings.
- Submitted Grant #298.
- Submitted Grant #274 amendment for an increase of \$10,000.
- Conducted Special Education Staff Meeting, KCC, December 12.
- Conducted Special Education Staff Meeting, Quashnet, December 19.

Special Education Enrollment: December 2016

School	Active IEP's
Home Schooled	0
Home-Tutored	1
Private School(services only)	0
KCC PreK	25
KCC	40
Quashnet	85
MMS/MHS	123
Other	1
Out of District	21*
Total Special Ed. Students	296

*includes 2 students with free tuition and 2 students who also attend Mashpee High School post grad program

Teaching and Learning:

- Daily Activities: Team meetings (in-district and out-of-district), teacher observations, administrative meetings, responding to parent calls and meetings.
- Conducted Paraprofessional Training, Quashnet, December 1.
- Attended SBLT Meeting, KCC, December 6.
- Attended DBLT Meeting, KCC, December 19.
- Attended Compass Meeting, Quashnet, December 14.
- Attended PCG Training, Quashnet, December 5.
- Attended SouthEastern Behavioral Conference, Mansfield, December 15 & 16.

Community Connections:

- Attended Kiwanis Club of Mashpee meetings, December 1, 8 & 22.
- Attended OOD Team Meeting, Cape Cod Collaborative, December 6.
- Attended Kiwanis Foundation Board meeting, December 7.
- Attended Inclusive Concurrent Enrollment meeting, Cape Cod Community College, Dec 7.
- Attended OOD Team Meeting, Kennedy Donovan School, New Bedford, MA., Dec 8.

To: Patricia DeBoer- Mashpee Superintendent of Schools

From: Matt Triveri, Mashpee Middle School and High School Athletic Director

RE: December 2016 Department Report

Current Varsity Team Records

Boys Basketball: 2-1

Girls Basketball: 1-2

Boys Hockey: 1-3-1

Girls Hockey :1-3

Girls Track: 1-2

Boys Track: 0-3

Participation Numbers:

Boys Basketball (Freshman, JV, and Varsity)- 34

Girls Basketball (JV and Varsity)- 9

Boys Hockey: Mashpee- 10

Girls Hockey: Mashpee- 3

Girls Track- 19

Boys Track: 23

Middle School Girls Basketball- 10

Middle School Boys Basketball- 35 (tryout numbers)

Cheerleading: 65 (tryout numbers-largest number in program history)

Gymnastics: 10

Athletic Department Notes

- Football won the Division IV State Championship at Gillette Stadium on December 3rd. It was the second consecutive state title victory, the first time a Cape team has ever done this.
- Middle school basketball games begin the first week on January
- New Winter Coaches:
 - **Chris Tresca**- Varsity Girls Basketball- Chris is a Social Studies teacher at Carver Middle/High School. He was a varsity girls basketball coach at East Bridgewater High School. He was also

the JV boys basketball coach at Carver High School for eight years. He was the varsity girls lacrosse coach at Old Rochester High School and currently the varsity girls lacrosse coach at Dartmouth High School.

- **Zach MacRae- JV Boys Basketball-** Zach was a former football and basketball at Mashpee High School. He was a volunteer assistant coach for the varsity boys basketball program at Barnstable High School last year. After graduating from Western new England College, he is now an account executive at MacRae Provisions.

**MASHPEE PUBLIC SCHOOLS
PERSONNEL SUMMARY REPORT**

December 2016

Quashnet School

James Govoni – Food Service Lead Cook

Middle/High School

Donald Valentine – Social Studies Teacher

Leslie Smith – Athletic Trainer

Christopher Tresca – Varsity Girls Basketball Coach

Resignations

Shalyn Spencer - Athletic Trainer

9.

COOMBS SCHOOL										QUASHNET SCHOOL						MIDDLE					HIGH SCHOOL					SPEC. ED.			
	PS	K	1	2	Tot.	3	4	5	6	Tot.	Tot. Elem.	7	8	Tot.	9	10	11	12	Tot.	TOTAL DISTRICT	KCC	QS	MMS/ MHS	Tot. Sped					
Month	92	105	124	103	424	130	141	106	141	518	942	129	151	280	124	112	98	110	444	1666	72	89	126	287					
Sept	93	108	126	105	432	132	140	106	140	518	950	128	151	279	129	111	98	110	448	1677	66	86	124	276					
Oct	93	108	126	105	432	132	140	106	140	518	950	128	151	279	128	111	97	110	446	1675	66	87	124	277					
Nov	96	106	126	107	435	133	140	106	141	520	955	128	151	279	126	112	98	110	446	1680	65	85	123	273					
Dec					0					0	0			0					0	0				0					
Jan					0					0	0			0					0	0				0					
Feb					0					0	0			0					0	0				0					
Mar					0					0	0			0					0	0				0					
Apr					0					0	0			0					0	0				0					
May					0					0	0			0					0	0				0					
					0					0	0			0					0	0				0					
					0					0	0			0					0	0				0					

CAPE COD TECH							OUT-OF-DISTRICT
Month	Gr. 9	Gr. 10	Gr. 11	Gr. 12	Total		
Sept	14	19	13	11	57	Sept	23
Oct	14	19	13	11	57	Oct	23
Nov	14	18	13	11	56	Nov	21
Dec	14	18	13	11	56	Dec	21
Jan					0	Jan	
Feb					0	Feb	
Mar					0	Mar	
Apr					0	Apr	
May					0	May	
					0		

Prior Years' Totals															
	PS	K	I	2	3	4	5	6	7	8	9	10	11	12	Total
Oct-05	62	143	119	129	152	136	152	140	181	173	173	179	155	149	2043
Oct-06	77	139	142	123	133	153	135	147	135	184	169	157	163	149	2006
Oct-07	65	130	141	129	126	131	143	138	155	143	168	167	141	158	1935
Oct-08	55	148	122	146	133	132	131	138	137	159	141	144	137	135	1858
Oct-09	65	149	149	127	149	131	124	126	141	134	150	124	130	138	1837
Oct-10	77	147	146	148	123	154	129	121	129	138	110	127	117	129	1795
Oct-11	68	118	146	139	150	134	142	129	127	131	120	105	115	115	1739
Oct-12	60	123	118	147	137	152	130	142	126	138	116	111	103	114	1717
Oct-13	63	127	124	117	143	139	148	127	139	128	126	111	109	97	1698
Oct-14	92	110	127	123	105	136	134	152	128	145	116	116	103	111	1698
Oct-15	89	124	100	132	136	104	135	130	151	127	116	107	106	103	1660

Mashpee Public Schools
2015-2016 Attendance Data
Comparison to Neighboring School Districts

2015-2016 Attendance: MASHPEE

11

Mashpee High School	School	District	State
Attendance Rate	94.2	94.9	94.9
Average # of days absent	10.0	9.1	8.8
Absent 10 or more days	37.4	34.0	30.5
Chronically Absent (10% or more)	14.8	12.1	12.3
Unexcused Absences > 9	16.4	10.3	13.8
Retention Rate	3.3	1.3	1.5

Mashpee Middle School	School	District	State
Attendance Rate	96.4	94.9	94.9
Average # of days absent	6.4	9.1	8.8
Absent 10 or more days	19.0	34.0	30.5
Chronically Absent (10% or more)	6.1	12.1	12.3
Unexcused Absences > 9	0.0	10.3	13.8
Retention Rate	1.4	1.3	1.5

Quashnet School	School	District	State
Attendance Rate	95.2	94.9	94.9
Average # of days absent	8.2	9.1	8.8
Absent 10 or more days	31.9	34.0	30.5
Chronically Absent (10% or more)	10.6	12.1	12.3
Unexcused Absences > 9	9.8	10.3	13.8
Retention Rate	0.2	1.3	1.5

Coombs School	School	District	State
Attendance Rate	94.2	94.9	94.9
Average # of days absent	11.2	9.1	8.8
Absent 10 or more days	42.9	34.0	30.5
Chronically Absent (10% or more)	15.3	12.1	12.3
Unexcused Absences > 9	11.2	10.3	13.8
Retention Rate	0.0	1.3	1.5

2015-2016 Attendance: SANDWICH

12.

Sandwich High School	School	District	State
Attendance Rate	94.0	94.8	94.9
Average # of days absent	10.7	9.2	8.8
Absent 10 or more days	40.5	36.4	30.5
Chronically Absent (10% or more)	14.6	10.9	12.3
Unexcused Absences > 9	0.0	0.0	13.8
Retention Rate	1.0	0.5	1.5

Sandwich STEM Academy	School	District	State
Attendance Rate	94.9	94.8	94.9
Average # of days absent	9.2	9.2	8.8
Absent 10 or more days	35.1	36.4	30.5
Chronically Absent (10% or more)	10.1	10.9	12.3
Unexcused Absences > 9	0.0	0.0	13.8
Retention Rate	0.0	0.5	1.5

Oak Ridge School	School	District	State
Attendance Rate	95.5	94.8	94.9
Average # of days absent	8.0	9.2	8.8
Absent 10 or more days	30.1	36.4	30.5
Chronically Absent (10% or more)	8.1	10.9	12.3
Unexcused Absences > 9	0.0	0.0	13.8
Retention Rate	0.3	0.5	1.5

Forestdale School	School	District	State
Attendance Rate	94.3	94.8	94.9
Average # of days absent	10.0	9.2	8.8
Absent 10 or more days	44.0	36.4	30.5
Chronically Absent (10% or more)	12.1	10.9	12.3
Unexcused Absences > 9	0.0	0.0	13.8
Retention Rate	0.5	0.5	1.5

2015-2016 Attendance: BOURNE

13.

Bourne High School	School	District	State
Attendance Rate	93.0	94.7	94.9
Average # of days absent	12.1	9.1	8.8
Absent 10 or more days	35.7	33.4	30.5
Chronically Absent (10% or more)	20.1	12.3	12.3
Unexcused Absences > 9	0.0	0.0	13.8
Retention Rate	2.9	1.1	1.5

Bourne Middle School	School	District	State
Attendance Rate	95.4	94.7	94.9
Average # of days absent	8.2	9.1	8.8
Absent 10 or more days	33.0	33.4	30.5
Chronically Absent (10% or more)	9.4	12.3	12.3
Unexcused Absences > 9	0.0	0.0	13.8
Retention Rate	0.0	1.1	1.5

Peebles Elementary School	School	District	State
Attendance Rate	95.2	94.7	94.9
Average # of days absent	8.4	9.1	8.8
Absent 10 or more days	36.3	33.4	30.5
Chronically Absent (10% or more)	8.7	12.3	12.3
Unexcused Absences > 9	0.0	0.0	13.8
Retention Rate	2.1	1.1	1.5

Bournedale Elementary School	School	District	State
Attendance Rate	95.4	94.7	94.9
Average # of days absent	7.6	9.1	8.8
Absent 10 or more days	29.2	33.4	30.5
Chronically Absent (10% or more)	11.0	12.3	12.3
Unexcused Absences > 9	0.0	0.0	13.8
Retention Rate	0.3	1.1	1.5

2015-2016 Attendance: BARNSTABLE

14.

Barnstable High School	School	District	State
Attendance Rate	94.3	94.6	94.9
Average # of days absent	9.7	9.1	8.8
Absent 10 or more days	36.2	35.3	30.5
Chronically Absent (10% or more)	16.0	13.7	12.3
Unexcused Absences > 9	24.8	22.3	13.8
Retention Rate	3.5	1.7	1.5

Barnstable Intermediate School	School	District	State
Attendance Rate	94.7	94.6	94.9
Average # of days absent	9.2	9.1	8.8
Absent 10 or more days	34.9	35.3	30.5
Chronically Absent (10% or more)	13.5	13.7	12.3
Unexcused Absences > 9	28.9	22.3	13.8
Retention Rate	0.0	1.7	1.5

Barnstable United Elementary	School	District	State
Attendance Rate	94.8	94.6	94.9
Average # of days absent	8.8	9.1	8.8
Absent 10 or more days	36.1	35.3	30.5
Chronically Absent (10% or more)	13.4	13.7	12.3
Unexcused Absences > 9	17.6	22.3	13.8
Retention Rate	0.1	1.7	1.5

Centerville Elementary	School	District	State
Attendance Rate	94.3	94.6	94.9
Average # of days absent	9.9	9.1	8.8
Absent 10 or more days	39.2	35.3	30.5
Chronically Absent (10% or more)	12.9	13.7	12.3
Unexcused Absences > 9	34.1	22.3	13.8
Retention Rate	0.8	1.7	1.5

Barnstable- continued

15.

Hyannis West	School	District	State
Attendance Rate	95.0	94.6	94.9
Average # of days absent	8.0	9.1	8.8
Absent 10 or more days	33.9	35.3	30.5
Chronically Absent (10% or more)	9.5	13.7	12.3
Unexcused Absences > 9	24.2	22.3	13.8
Retention Rate	1.1	1.7	1.5

West Barnstable Elementary	School	District	State
Attendance Rate	95.3	94.6	94.9
Average # of days absent	8.2	9.1	8.8
Absent 10 or more days	35.6	35.3	30.5
Chronically Absent (10% or more)	7.1	13.7	12.3
Unexcused Absences > 9	5.2	22.3	13.8
Retention Rate	0.5	1.7	1.5

West Villages Elementary School	School	District	State
Attendance Rate	95.4	94.6	94.9
Average # of days absent	8.1	9.1	8.8
Absent 10 or more days	32.6	35.3	30.5
Chronically Absent (10% or more)	8.5	13.7	12.3
Unexcused Absences > 9	6.6	22.3	13.8
Retention Rate	0.6	1.7	1.5

Enoch Cobb Early Learning Center	School	District	State
Attendance Rate	91.9	94.6	94.9
Average # of days absent	8.1	9.1	8.8
Absent 10 or more days	30.2	35.3	30.5
Chronically Absent (10% or more)	27.0	13.7	12.3
Unexcused Absences > 9	28.9	22.3	13.8
Retention Rate	0.0	1.7	1.5

2015-2016 Attendance: DENNIS-YARMOUTH

16

Dennis-Yarmouth High School	School	District	State
Attendance Rate	90.9	93.7	94.9
Average # of days absent	15.3	10.5	8.8
Absent 10 or more days	49.9	37.5	30.5
Chronically Absent (10% or more)	30.9	18.6	12.3
Unexcused Absences > 9	37.8	26.5	13.8
Retention Rate	2.5	1.3	1.5

Mattacheese Middle School	School	District	State
Attendance Rate	94.8	93.7	94.9
Average # of days absent	9.0	10.5	8.8
Absent 10 or more days	36.0	37.5	30.5
Chronically Absent (10% or more)	14.1	18.6	12.3
Unexcused Absences > 9	36.0	26.5	13.8
Retention Rate	0.4	1.3	1.5

N.H. Wixon School	School	District	State
Attendance Rate	95.4	93.7	94.9
Average # of days absent	8.0	10.5	8.8
Absent 10 or more days	30.1	37.5	30.5
Chronically Absent (10% or more)	9.4	18.6	12.3
Unexcused Absences > 9	0.0	26.5	13.8
Retention Rate	0.2	1.3	1.5

Ezra Baker School	School	District	State
Attendance Rate	94.4	93.7	94.9
Average # of days absent	9.2	10.5	8.8
Absent 10 or more days	36.3	37.5	30.5
Chronically Absent (10% or more)	15.7	18.6	12.3
Unexcused Absences > 9	18.1	26.5	13.8
Retention Rate	1.7	1.3	1.5

Dennis-Yarmouth (Continued)

17.

Marguerite Small School	School	District	State
Attendance Rate	94.9	93.7	94.9
Average # of days absent	7.1	10.5	8.8
Absent 10 or more days	25.6	37.5	30.5
Chronically Absent (10% or more)	16.9	18.6	12.3
Unexcused Absences > 9	25.6	26.5	13.8
Retention Rate	0.0	1.3	1.5

Station Avenue School	School	District	State
Attendance Rate	95.9	93.7	94.9
Average # of days absent	7.0	10.5	8.8
Absent 10 or more days	26.9	37.5	30.5
Chronically Absent (10% or more)	6.9	18.6	12.3
Unexcused Absences > 9	26.9	26.5	13.8
Retention Rate	0.9	1.3	1.5

2015-2016 Attendance: FALMOUTH

18

Falmouth High School	School	District	State
Attendance Rate	92.4	94.3	94.9
Average # of days absent	12.9	9.9	8.8
Absent 10 or more days	45.8	38.0	30.5
Chronically Absent (10% or more)	24.4	14.7	12.3
Unexcused Absences > 9	29.7	30.1	13.8
Retention Rate	3.6	1.1	1.5

Lawrence School	School	District	State
Attendance Rate	94.9	94.3	94.9
Average # of days absent	8.9	9.9	8.8
Absent 10 or more days	33.9	38.0	30.5
Chronically Absent (10% or more)	14.7	14.7	12.3
Unexcused Absences > 9	27.1	30.1	13.8
Retention Rate	0.2	1.1	1.5

Morse Pond School	School	District	State
Attendance Rate	95.3	94.3	94.9
Average # of days absent	8.2	9.9	8.8
Absent 10 or more days	32.3	38.0	30.5
Chronically Absent (10% or more)	9.2	14.7	12.3
Unexcused Absences > 9	24.5	30.1	13.8
Retention Rate	0.0	1.1	1.5

North Falmouth Elementary	School	District	State
Attendance Rate	95.5	94.3	94.9
Average # of days absent	7.8	9.9	8.8
Absent 10 or more days	30.5	38.0	30.5
Chronically Absent (10% or more)	7.0	14.7	12.3
Unexcused Absences > 9	26.4	30.1	13.8
Retention Rate	0.4	1.1	1.5

Falmouth - continued

19.

Mullen Hall School	School	District	State
Attendance Rate	94.9	94.3	94.9
Average # of days absent	8.9	9.9	8.8
Absent 10 or more days	38.8	38.0	30.5
Chronically Absent (10% or more)	9.5	14.7	12.3
Unexcused Absences > 9	33.6	30.1	13.8
Retention Rate	0.3	1.1	1.5

East Falmouth Elementary	School	District	State
Attendance Rate	94.3	94.3	94.9
Average # of days absent	9.7	9.9	8.8
Absent 10 or more days	38.0	38.0	30.5
Chronically Absent (10% or more)	15.2	14.7	12.3
Unexcused Absences > 9	37.8	30.1	13.8
Retention Rate	0.0	1.1	1.5

Teaticket	School	District	State
Attendance Rate	94.5	94.3	94.9
Average # of days absent	9.8	9.9	8.8
Absent 10 or more days	40.6	38.0	30.5
Chronically Absent (10% or more)	12.7	14.7	12.3
Unexcused Absences > 9	36.8	30.1	13.8
Retention Rate	0.0	1.1	1.5

2015-2016 Attendance: MONOMOY

20.

Monomoy High School	School	District	State
Attendance Rate	91.5	93.9	94.9
Average # of days absent	14.7	10.7	8.8
Absent 10 or more days	58.4	41.9	30.5
Chronically Absent (10% or more)	26.7	15.3	12.3
Unexcused Absences > 9	38.0	32.4	13.8
Retention Rate	0.3	0.2	1.5

Monomoy Middle School	School	District	State
Attendance Rate	94.7	93.9	94.9
Average # of days absent	9.3	10.7	8.8
Absent 10 or more days	41.9	41.9	30.5
Chronically Absent (10% or more)	11.8	15.3	12.3
Unexcused Absences > 9	35.2	32.4	13.8
Retention Rate	0.0	0.2	1.5

Harwich Elementary School	School	District	State
Attendance Rate	95.4	93.9	94.9
Average # of days absent	8.2	10.7	8.8
Absent 10 or more days	29.7	41.9	30.5
Chronically Absent (10% or more)	8.0	15.3	12.3
Unexcused Absences > 9	25.9	32.4	13.8
Retention Rate	0.2	0.2	1.5

Chatham Elementary School	School	District	State
Attendance Rate	95.0	93.9	94.9
Average # of days absent	8.9	10.7	8.8
Absent 10 or more days	32.3	41.9	30.5
Chronically Absent (10% or more)	10.8	15.3	12.3
Unexcused Absences > 9	29.5	32.4	13.8
Retention Rate	0.0	0.2	1.5

2015-2016 Attendance: NAUSET

21.

Nauset High School	School	District	State
Attendance Rate	92.8	93.6	94.9
Average # of days absent	12.8	11.4	8.8
Absent 10 or more days	51.6	46.9	30.5
Chronically Absent (10% or more)	22.0	17.9	12.3
Unexcused Absences > 9	0.2	0.1	13.8
Retention Rate	1.4	0.9	1.5

Nauset Middle School	School	District	State
Attendance Rate	94.8	93.6	94.9
Average # of days absent	9.2	11.4	8.8
Absent 10 or more days	39.5	46.9	30.5
Chronically Absent (10% or more)	11.0	17.9	12.3
Unexcused Absences > 9	0.0	0.1	13.8
Retention Rate	0.0	0.9	1.5

Mashpee Public Schools

Projected Kindergarten Enrollment based on Mashpee Births—Town of Mashpee Census Data

December 31, 2016

Birth Year	Town of Mashpee # of Births Per Census Data	Corresponding Kindergarten Enrollment By Year	Actual Enrollment Mashpee Kindergarten	Difference Between Projected and Actual
2009-2010	93	2015	124	+31 (33%)
2010-2011	80	2016	106	+26 (33%)
2011-2012	79	2017	*105	--
2012-2013	65	2018	*86	--
2013-2014	81	2019	*107	--
2014-2015	92	2020	*122	--
2015-2016	99	2021	*132	--

*Projection based on applying 33% increase to census data.

FY17 District-Wide Calendar

Sun Jan 1 – Sat Jan 7, 2017 (Eastern Time)

23.

	Sun 1/1	Mon 1/2	Tue 1/3	Wed 1/4	Thu 1/5	Fri 1/6	Sat 1/7
		Vacation- No School	School Resumes		QS - Polished Dental		
9am							
10am				KCC Read to Me Volunteers visit PK 9am - 11:30am	MHS Tech to KCC Tech 8:30am - 10am		
11am						Senior Center - Lynn Waterman, Director 10am - 11am	
12pm		KCC Gr2 Marathon Monday					
1pm							
2pm							
3pm							
4pm							
5pm							
6pm							QS Movie Night Grade 3 @ QS Cafe 6pm - 8pm
7pm				School Committee- Regular Meeting 6:30pm - 7:30pm			

24.

FY17 District-Wide Calendar

Sun Jan 8 – Sat Jan 14, 2017 (Eastern Time)

	Sun 1/8	Mon 1/9	Tue 1/10	Wed 1/11	Thu 1/12	Fri 1/13	Sat 1/14
	Gr. 1-10 STAR WINTER BENCHMARK						
			QS-Choral Concert Pre-School PELI Benchmarking				
11am							
12pm		KCC Gr2 Marathon Monday					
1pm		MHS Tech to KCC Tech 1pm - 2:30pm	MMHS Cap & Gown Picture retakes (for absentee students ONLY) @ MMHS Winter Sports Team picture day @ Gymnasium				
2pm							
3pm							
4pm				School Start Time Committee Meeting @ Quashnet Library			
5pm			MMHS School Council Meeting @ MMHS Main Conference Room				
6pm			Indian Education Parent Committee Meeting @ MMHS 5:30pm - 6:30pm	KCC PTO Meeting 6pm - 7pm			
7pm							
8pm							MMHS All Instrumental Night in the MMHS Auditorium @ the

FY17 District-Wide Calendar

Sun Jan 15 – Sat Jan 21, 2017 (Eastern Time)

Sun 1/15	Mon 1/16	Tue 1/17	Wed 1/18	Thu 1/19	Fri 1/20	Sat 1/21
	M.L. King Jr. Day- No School	KCC--DIBELS Mid-Year Assessment (K-2)				SAT Test Date
				QS-Instrumental Concert		
9am			KCC Read to Me Volunteers visit PK 9am - 11:30am			
10am						
11am						
12pm	KCC Gr2 Marathon Monday	KCC Gr2 Marathon Monday				
1pm						
2pm						
3pm						
4pm						
5pm						
6pm					QS Family Paint Night 6pm - 8pm	
7pm			School Committee- Finance Meeting 6:30pm - 7:30pm			
8pm		MMHS All Chorus Concert @ MMHS Auditorium 7:30pm - 9:30pm				
9pm						

**MMHS Term 2 Ends
@ Mashpee High**

8 p m

**KCC Gr2 Marathon
Monday**

COMPASS
3:30pm - 4:30pm

QS PTO Meeting
6pm - 7pm

**Tessicini/Jones to
Cotuit Center for
the Arts with
Palmer
9:30am - 11:30am**

**QS - Cotuit Arts
Center - Grade 4,
KE & FO @ Cotuit
Center For the Arts,
4404 Falmouth Rd,
Cotuit, MA 02635,
USA
12:30pm - 2:30pm**

**KCC/QS Basketball
Game**

6pm - 8pm



K. C. Coombs Elementary School Lunch Menu January 2017

LUNCH MEAL PRICES


KC Coombs Elementary \$2.65
Quashnet Elementary \$2.75
Mashpee High School \$2.85



January Prepay

Full Price \$53.00
Reduced \$8.00

The 5 Meal Components for School Lunch



Our KC Coombs customers are required to be served all 5 components

MENU SUBJECT TO CHANGE DUE TO UNFORESEEN SITUATIONS


Student meals consist of proteins, whole grains, vegetables, chilled or fresh fruit and milk. We use local produce when available and affordable.

MILK AVAILABLE DAILY

Chocolate Flavored Skim
1% White
White Skim

Included with the purchase of a complete lunch or

\$.50 if purchased separately









EAT BETTER. PLAY HARDER.
LIVE HEALTHIER. LEARN EASIER.
**WELLNESS IS A
WAY OF LIFE!**



Sandwiches are offered daily
as an Alternate Option

HAPPY NEW YEAR

This institution is an equal
opportunity provider.

2		3	Cheeseburger n' Fixin's Oven Fries Baked Vegetarian Beans Assorted Fruit	4	Cheese Pizza Carrots Assorted Fruit 	5	Toasted Cheese Sandwich Hearty Tomato Soup Assorted Fruit	6	Sliced Turkey & Gravy Stuffing Corn Assorted Fruit
9	Monday Brunch Cheddar Cheese Omelet Breakfast Sausage Patty Hash Browns Assorted Fruit	10	Chicken Nuggets Mashed Potatoes Cheddar Broccoli Assorted Fruit	11	Cheese Pizza Green Beans Assorted Fruit 	12	Chicken Enchilada Tex Mex Rice Veggie Crunchers Assorted Fruit	13	Beef Nachos Callico Bean Salad Corn Assorted Fruit
	 No School	17	Cheeseburger n' Fixin's Oven Fries Carrots Assorted Fruit	18	Cheese Pizza Mixed Vegetables Assorted Fruit 	19	Turkey Chili Baked Potato Warm Corn Muffin Assorted Fruit	20	Chicken Parmesan Broccoli Garlic Bread Assorted Fruit
23	Tangy Asian Chicken Stir Fry Rice Broccoli Assorted Fruit	24	Sausage, Egg & Cheese Croissant Potato Rounds Assorted Fruit	25	Cheese Pizza Zucchini Assorted Fruit 	26	Popcorn Chicken Mashed Potatoes Corn Assorted Fruit	27	Cheese Lasagna Cauliflower Assorted Fruit

Free & Reduced Meal Applications
are available at each school office
or download from the Foodservice
Dept. page at the district website:
www.mashpee.k12.ma.us

Sign Up For
MY SCHOOL BUCKS
-Prepay for meals
-Check your balance
or transactions
-Low Balance Warning
www.myschoolbucks.com

KC Coombs Elementary School

Breakfast Menu

January 2017




I proclaim
breakfast is
available to all
each morning from
8:00 to 8:20 A.M.



BREAKFAST PRICES

All Schools \$1.50

Reduced Price \$.30



3

WG Cereals
Mozzarella Stick
Assorted Fruit & Juice

4

French Toast Sticks or
WG Cereals
Assorted Fruit & Juice

5

WG Baked Goods or
WG Cereals
Assorted Fruit & Juice

6

WG Baked Goods or
WG Cereals
Assorted Fruit & Juice

9

WG Cereals
Mozzarella Stick
Assorted Fruit & Juice

10

WG Baked Goods or
WG Cereals
Assorted Fruit & Juice

11

French Toast Sticks or
WG Cereals
Assorted Fruit & Juice

12

WG Baked Goods or
WG Cereals
Assorted Fruit & Juice

13

WG Baked Goods or
WG Cereals
Assorted Fruit & Juice



17

WG Cereals
Mozzarella Stick
Assorted Fruit & Juice

18

French Toast Sticks or
WG Cereals
Assorted Fruit & Juice

19

WG Baked Goods or
WG Cereals
Assorted Fruit & Juice

20

WG Baked Goods or
WG Cereals
Assorted Fruit & Juice

23

WG Cereals
Mozzarella Stick
Assorted Fruit & Juice

24

WG Baked Goods or
WG Cereals
Assorted Fruit & Juice

25

French Toast Sticks or
WG Cereals
Assorted Fruit & Juice

26

WG Baked Goods or
WG Cereals
Assorted Fruit & Juice

27

WG Baked Goods or
WG Cereals
Assorted Fruit & Juice

30

WG Cereals
Mozzarella Stick
Assorted Fruit & Juice

31

WG Baked Goods or
WG Cereals
Assorted Fruit & Juice

Make the
Grade
with SCHOOL BREAKFAST



What Makes A Great Breakfast?



Our KC Coombs Students
Enjoy All Four Components!

HELPING CHILDREN SUCCEED IN SCHOOL

When students start the day with a nutritious breakfast, they start the day ready to learn. Some students skip breakfast all year because they are not hungry when they first wake up. Getting ready for school can be painful and easy. Finding it difficult to squeeze a breakfast when parents rely on the School Breakfast Program, they can be ASSURED that their child will receive a healthy breakfast.

ANY CHILD CAN PARTICIPATE

SCHOOL BREAKFAST PROVIDES NOURISHING AND AFFORDABLE MEALS THAT HELP TO SAVE PARENTS OR GUARDIANS TIME AND MONEY!

MENU SUBJECT TO CHANGE DUE TO UNFORESEEN SITUATIONS

Student meals consist of proteins, whole grains, vegetables, chilled or fresh fruit and milk. We use local produce when available and affordable.

MY SCHOOL BUCKS
Prepay for meals
Check your balance
or transactions
www.myschoolbucks.com

WG=
Whole Grain



Quashnet Elementary School Lunch Menu January 2017


LUNCH MEAL PRICES

KC Coombs Elementary \$2.65
Quashnet Elementary \$2.75
Mashpee High School \$2.85

January Prepay
Full Price \$55.00
Reduced \$8.00



The 5 Meal Components for School Lunch



You choose at least 3 including
1/2 cup fruit or vegetable

For best nutrition, choose all 5!

MENU SUBJECT TO CHANGE DUE TO UNFORESEEN SITUATIONS


Student meals consist of proteins, whole grains, vegetables, chilled or fresh fruit and milk. We use local produce when available and affordable.

MILK AVAILABLE DAILY

Chocolate Flavored Skim
1% White
White Skim

Included with the purchase
of a complete lunch
or

\$.50 if purchased separately



HAPPY NEW YEAR



Salads

Side Salads and Fresh Vegetables are offered daily







EAT BETTER. PLAY HARDER. LIVE HEALTHIER. LEARN EASIER. WELLNESS IS A WAY OF LIFE!

Deli

Assorted pre-made wraps and sandwiches
are offered daily for Quick Convenience



This institution is an equal
opportunity provider.

2	 Bring on the NEW YEAR!	3	Cheeseburger n' Fixin's Oven Fries Baked Vegetarian Beans Assorted Fruit	4	Sliced Turkey & Gravy Stuffing Corn Assorted Fruit	5	Toasted Cheese Sandwich Hearty Tomato Soup Assorted Fruit	6	Cheese & Pepperoni Pizza Carrots Assorted Fruit 
9	Monday Brunch Cheddar Cheese Omelet Breakfast Sausage Patty Hash Browns Assorted Fruit	10	Chicken Nuggets Mashed Potatoes Cheddar Broccoli Assorted Fruit	11	Beef Nachos Callico Bean Salad Corn Assorted Fruit	12	Chicken Enchilada Tex Mex Rice Veggie Crunchers Assorted Fruit	13	Cheese & Pepperoni Pizza Green Beans Assorted Fruit 
 MARTIN LUTHER KING, JR.	No School	17	Cheeseburger n' Fixin's Oven Fries Carrots Assorted Fruit	18	Chicken Parmesan Broccoli Garlic Bread Assorted Fruit	19	Turkey Chili Baked Potato Warm Corn Muffin Assorted Fruit	20	Cheese & Pepperoni Pizza Mixed Vegetables Assorted Fruit 
23	Tangy Asian Chicken Stir Fry Rice Broccoli Assorted Fruit	24	Sausage, Egg & Cheese Croissant Potato Rounds Assorted Fruit	25	Cheese Lasagna Cauliflower Assorted Fruit	26	Popcorn Chicken Mashed Potatoes Corn Assorted Fruit	27	Cheese & Pepperoni Pizza Zucchini Assorted Fruit 

Free & Reduced Meal Applications
are available at each school office
or download from the Foodservice
Dept. page at the district website:
www.mashpee.k12.ma.us

Sign Up For
MY SCHOOL BUCKS
-Prepay for meals
-Check your balance
or transactions
-Low Balance Warning
www.myschoolbucks.com

Quashnet Elementary School

Breakfast Menu January 2017



3 proclaim
breakfast is
available to all
each morning from
8:00 to 8:20 A.M.



BREAKFAST PRICES

All Schools \$1.50

Reduced Price \$.30



3

WG Cereals
Mozzarella Stick
Assorted Fruit & Juice

4

French Toast Sticks or
WG Cereals
Assorted Fruit & Juice

5

WG Baked Goods or
WG Cereals
Assorted Fruit & Juice

6

WG Baked Goods or
WG Cereals
Assorted Fruit & Juice

9

WG Cereals
Mozzarella Stick
Assorted Fruit & Juice

10

WG Baked Goods or
WG Cereals
Assorted Fruit & Juice

11

French Toast Sticks or
WG Cereals
Assorted Fruit & Juice

12

WG Baked Goods or
WG Cereals
Assorted Fruit & Juice

13

WG Baked Goods or
WG Cereals
Assorted Fruit & Juice



17

WG Cereals
Mozzarella Stick
Assorted Fruit & Juice

18

French Toast Sticks or
WG Cereals
Assorted Fruit & Juice

19

WG Baked Goods or
WG Cereals
Assorted Fruit & Juice

20

WG Baked Goods or
WG Cereals
Assorted Fruit & Juice

23

WG Cereals
Mozzarella Stick
Assorted Fruit & Juice

24

WG Baked Goods or
WG Cereals
Assorted Fruit & Juice

25

French Toast Sticks or
WG Cereals
Assorted Fruit & Juice

26

WG Baked Goods or
WG Cereals
Assorted Fruit & Juice

27

WG Baked Goods or
WG Cereals
Assorted Fruit & Juice

30


WG Cereals
Mozzarella Stick
Assorted Fruit & Juice

31

WG Baked Goods or
WG Cereals
Assorted Fruit & Juice

What Makes A Complete Breakfast?

Choose Three Items!



Be Sure One Is A

FRUIT JUICE OR FRUIT

Make the
Grade
with SCHOOL BREAKFAST

Your body is a finely-tuned vehicle, give it good fuel and it will take you places.



HELPING CHILDREN SUCCEED IN SCHOOL

When students start the day with a nutritious breakfast, they start the day ready to learn. Some students skip breakfast all home because they are not hungry when they first wake up. Getting ready for school can be rushed and noisy. Families find it difficult to prepare a breakfast when parents rely on the School Breakfast Program, they can be ASSURED that their child will receive a healthy breakfast.

ANY CHILD CAN PARTICIPATE

SCHOOL BREAKFAST PROVIDES NOURISHING AND AFFORDABLE MEALS THAT HELP TO SAVE PARENTS OR GUARDIANS TIME AND MONEY!

MENU SUBJECT TO CHANGE DUE TO UNFORESEEN SITUATIONS

Student meals consist of proteins, whole grains, vegetables, chilled or fresh fruit and milk. We use local produce when available and affordable.

MY SCHOOL BUCKS
Prepay for meals
Check your balance
or transactions
www.myschoolbucks.com

WG=
Whole Grain



Mashpee Middle/High School Lunch Menu January 2017

LUNCH MEAL PRICES

KC Coombs Elementary \$2.65
Quashnet Elementary \$2.75
Mashpee High School \$2.85

January Prepay
Full Price \$57.00
Reduced \$8.00



Bring on
the
NEW YEAR!

2

Cheeseburger n' Fixin's
Oven Fries
Baked Vegetarian Beans
Assorted Fruit

4

Sliced Turkey & Gravy
Stuffing
Corn
Assorted Fruit

5

Cheese & Pepperoni Pizza
Carrots
Assorted Fruit
Papa Gino's

6

Toasted Cheese Sandwich
Hearty Tomato Soup
Assorted Fruit

9

Monday Brunch
Cheddar Cheese Omelet
Breakfast Sausage Patty
Hash Browns
Assorted Fruit

11

Beef Nachos
Callico Bean Salad
Corn
Assorted Fruit

12

Cheese & Pepperoni Pizza
Green Beans
Assorted Fruit
Papa Gino's

13

Chicken Enchilada
Tex Mex Rice
Veggie Crunchers
Assorted Fruit

17

Cheeseburger n' Fixin's
Oven Fries
Carrots
Assorted Fruit

18

Chicken Parmesan
Broccoli
Garlic Bread
Assorted Fruit

19

Cheese & Pepperoni Pizza
Mixed Vegetables
Assorted Fruit
Papa Gino's

20

Turkey Chili
Baked Potato
Warm Corn Muffin
Assorted Fruit

23

Tangy Asian Chicken
Stir Fry Rice
Broccoli
Assorted Fruit

25

Cheese Lasagna
Cauliflower
Assorted Fruit

26

Cheese & Pepperoni Pizza
Zucchini
Assorted Fruit
Papa Gino's

27

Popcorn Chicken
Mashed Potatoes
Corn
Assorted Fruit

30

Chicken Patty Sandwich
Green Beans
Potato Rounds
Assorted Fruit

31

Toasted Cheese Sandwich
Chicken Rice Soup
Assorted Fruit

The 5 Meal Components for School Lunch



You choose at least 3 including
1/2 cup fruit or vegetable
For best nutrition, choose all 5!

MENU SUBJECT TO CHANGE DUE TO UNFORESEEN SITUATIONS


Student meals consist of proteins, whole grains, vegetables, chilled or fresh fruit and milk. We use local produce when available and affordable.

MILK AVAILABLE DAILY

Chocolate Flavored Skim
1% White
White Skim

Included with the purchase
of a complete lunch
or

\$.50 if purchased separately



HAPPY
NEW YEAR



Salads

Side Salads as well as Entree Salads with
choice of toppings are offered daily

Deli

Assorted pre-made wraps and sandwiches are
offered daily for Quick Convenience



A variety of alternate
selections from the
Hot Grill are offered daily

EAT BETTER. PLAY HARDER. LIVE HEALTHIER. LEARN EASIER.

WELLNESS IS A WAY OF LIFE!

*This institution is an equal
opportunity provider.*

Free & Reduced Meal Applications
are available at each school office
or download from the Foodservice
Dept. page at the district website:
www.mashpee.k12.ma.us

Sign Up For
**MY SCHOOL
BUCKS**
-Prepay for meals
-Check your balance
or transactions
-Low Balance Warning
www.myschoolbucks.com

Mashpee Middle/High School

Breakfast Menu January 2017



**I proclaim
breakfast is
available to all
each morning from
7:05 to 7:25 AM.**



BREAKFAST PRICES

All Schools \$1.50

Reduced Price \$.90



3

WG Cinnamon Bun or
WG Muffin or
WG Cereals
Assorted Fruit & Juice

4

WG Cinnamon Bun or
WG Cereals or
Egg & Cheese
Croissant Sandwich or
Yogurt Parfait
Assorted Fruit & Juice

5

WG Cinnamon Bun or
WG Cereals or
Breakfast Pizza
or Yogurt Parfait
Assorted Fruit & Juice

6

WG Cinnamon Bun or
WG Cereals or
French Toast &
Sausage
Assorted Fruit & Juice

9

WG Cinnamon Bun or
WG Muffin or
WG Cereals
Assorted Fruit & Juice

10

WG Cinnamon Bun or
WG Muffin or
Bagel & Cream Cheese or
WG Cereals or
Yogurt Parfait
Assorted Fruit & Juice

11

WG Cinnamon Bun or
WG Cereals or
Egg & Cheese
Croissant Sandwich or
Yogurt Parfait
Assorted Fruit & Juice

12

WG Cinnamon Bun or
WG Cereals or
Breakfast Pizza
or Yogurt Parfait
Assorted Fruit & Juice

13

WG Cinnamon Bun or
WG Cereals or
French Toast &
Sausage
Assorted Fruit & Juice



17

WG Cinnamon Bun or
WG Muffin or
WG Cereals
Assorted Fruit & Juice

18

WG Cinnamon Bun or
WG Cereals or
Egg & Cheese
Croissant Sandwich or
Yogurt Parfait
Assorted Fruit & Juice

19

WG Cinnamon Bun or
WG Cereals or
Breakfast Pizza
or Yogurt Parfait
Assorted Fruit & Juice

20

WG Cinnamon Bun or
WG Cereals or
French Toast &
Sausage
Assorted Fruit & Juice

23

WG Cinnamon Bun or
WG Muffin or
WG Cereals
Assorted Fruit & Juice

24

WG Cinnamon Bun or
WG Muffin or
Bagel & Cream Cheese or
WG Cereals or
Yogurt Parfait
Assorted Fruit & Juice

25

WG Cinnamon Bun or
WG Cereals or
Egg & Cheese
Croissant Sandwich or
Yogurt Parfait
Assorted Fruit & Juice

26

WG Cinnamon Bun or
WG Cereals or
Breakfast Pizza
or Yogurt Parfait
Assorted Fruit & Juice

27

WG Cinnamon Bun or
WG Cereals or
French Toast &
Sausage
Assorted Fruit & Juice

30


WG Cinnamon Bun or
WG Muffin or
WG Cereals
Assorted Fruit & Juice

31

WG Cinnamon Bun or
WG Muffin or
Bagel & Cream Cheese or
WG Cereals or
Yogurt Parfait
Assorted Fruit & Juice

What Makes A Complete Breakfast?

Choose Three Items!



Your body is a finely-tuned vehicle, give it good fuel and it will take you places.



HELPING CHILDREN SUCCEED IN SCHOOL

When students start the day with a nutritious breakfast they start the day ready to learn. Some students skip breakfast at home because they are not hungry when they first wake up. Getting ready for school can be rushed and many families find it difficult to prepare a breakfast when parents rely on the School Breakfast Program, they can be ASSURED that their child will receive a healthy breakfast.

ANY CHILD CAN PARTICIPATE!

SCHOOL BREAKFAST PROVIDES NOURISHING AND AFFORDABLE MEALS THAT HELP TO SAVE PARENTS OR GUARDIANS TIME AND MONEY!

MENU SUBJECT TO CHANGE DUE TO UNFORESEEN SITUATIONS

Student meals consist of proteins, whole grains, vegetables, chilled or fresh fruit and milk. We use local produce when available and affordable.

MY SCHOOLBUCKS
Prepay for meals
Check your balance
or transactions
www.myschoolbucks.com

WG= Whole Grain



Mashpee Public Schools

Office of the Superintendent
150A Old Barnstable Road
Mashpee, MA 02649
508-539-1500
Fax 508-477-5805

Patricia M. DeBoer
Superintendent

33

DATE: December 29, 2016

TO: School Committee

FROM: School Start Time Committee

The School Start Time Committee has carefully reviewed information for the past year on the effects of school start time on adolescents. The information reviewed has overwhelmingly showed a correlation between a later start time for adolescents and a positive effect on health. Based on this information, as well as input from medical experts, other school districts, students, staff, parents, and the community, the School Start Time Committee recommends the following school-day schedules beginning in September 2017:

- Mashpee Middle/High School: 8:25 AM – 2:55 PM
- Quashnet Elementary School: 9:05 AM – 3:35 PM
- Kenneth C. Coombs School: 9:10 AM – 3:40 PM

In addition, the School Start Time Committee recommends that the district support a before-school childcare program for students in kindergarten through grade 6 at no cost to families.

Mashpee—A Connected Community

All students, regardless of race, color, sex, gender identity, religion, national origin, sexual orientation, disability, or homelessness, have equal access to the general education program and to the full range of co-curricular/enrichment/sports programs offered by the Mashpee Public Schools.



MASHPÉE PUBLIC SCHOOLS FY18 Budget Summary

34.

In accordance with the Mashpee Charter, a summary of the proposed school budget is to be published in a local newspaper.

Preliminary FY18 Budget Proposal

The preliminary budget is based on the information that is currently available. There are significant unknowns at this time during the fiscal year.

- Information on federal, state, and local revenues is not yet available.
- The projected needs of special education students for next year are difficult to predict with some degree of accuracy until late spring.

General Summary of the Proposed FY18 Budget

The budget for Fiscal Year 2018, or FY 18, covers the period of July 1, 2017 through June 30, 2018. The proposal is for a level service budget, which allows us to maintain current staffing levels and programs. With a few exceptions, increases are limited to contractual obligations.

Our level service budget for FY18 is \$21,295,383

This amount is an increase of \$453,827 or 2.18% over our current FY 17 budget.

Budget by Educational Level and Program

The school committee's budget is divided into two broad categories, salaries and expenses. Salaries include all employees: teachers, counselors, nurses, therapists (speech, occupational, physical), psychologists, coaches, club advisors, administrative assistants, paraprofessionals, administrators, and substitutes. The expense side of the budget includes instructional materials, school supplies, library books, textbooks, technology, transportation, professional development, and legal costs.

Schools

School	# of Students	Salaries	Expenses	Total
Kenneth C. Coombs School (PreK-2)	432	\$2,821,487	\$102,880	\$2,924,367
Quashnet School (Gr. 3-8)	518	\$3,511,614	\$109,120	\$3,620,734
Mashpee Middle School (Gr. 7-8)	279	\$1,417,458	\$ 43,130	\$1,460,588
Mashpee High School (Gr. 9-12)	448	\$4,103,445	\$153,638	\$4,257,083
Total	1677	\$11,854,004	\$408,768	\$12,262,772

Special Education

There are 301 students with Individualized Education Programs, or IEPs, who receive support in the district. Based on each student's needs a continuum of services is provided, ranging from full inclusion in general education classes to self-contained programs. There are 23 students who attend special education programs outside of the district.

Special Education Salaries	Special Education Expenses	Out-of-District Tuition	Total
\$3,635,472	\$122,502	\$1,172,698	\$4,930,672

System-Wide Administration

System-wide salaries include the superintendent, assistant superintendent, business administrator, three business office staff and two administrative assistants. Expenses include copier costs, postage, advertising, legal fees, school committee expenses, outside contractual obligations, central office contractual obligations, and supplies.

System-Wide Administration Salaries	System-Wide Expenses	Total
\$783,392	\$192,500	\$975,892

System-Wide Curriculum, Instruction, and Technology (CIT)

Curriculum and technology salaries include the network administrator, instructional technology directors, a technology support position, tutors, and substitutes for professional development. Expenses include professional development, instructional materials, network and licensing costs, and computers.

System-Wide CIT Salaries	System-Wide CIT Expenses	Total
\$490,848	\$411,300	\$901,948

Transportation

Bus transportation is available for all Mashpee students with no fees.

General Education Transportation	Special Education Transportation	McKinney-Vento Homeless Transportation	Total
\$890,000	\$641,000	\$62,000	\$1,593,000

Athletics

The athletic director and stipends for athletic coaches are salary line items. Athletic supplies, athletic officials, and transportation are expenses.

Athletic Department Salaries	Athletic Expenses	Total
\$261,068	\$205,403	\$466,471

Health Expenses

The salary for each school's nurse is included in the school's respective salaries budget. Expenses include health office supplies and the fee for the school physician.

Health Salaries (Nurses)	Health Expenses	Total
Included in each school's salaries budget	\$13,700	\$13,700

Other Expenses

Utilities (Phone and Internet Service) <small>Note: School energy costs are included in the DPW Budget</small>	Insurance (Life & Disability Premiums)	Total
\$135,000	\$15,928	\$150,928

Public Review and Discussion

Our goal throughout the budget process is to be transparent and to promote understanding of the budget. To ensure full public engagement in the budget, actions include:

- A public hearing will be held on the budget at the December 21, 2016 school committee meeting (at the Quashnet School at 6:30pm)
- Copies of the proposed FY18 budget are available at the superintendent's office.
- The proposed FY18 budget is posted on the Mashpee Public Schools website.
- Meetings with community groups or individuals to review the FY18 budget—as requested

To request a meeting, ask questions, or share concerns or comments about the proposed FY18 Mashpee Public Schools budget, please contact:

Interim Superintendent Patricia DeBoer at 508-539-1500 x 4222 pdeboer@mpspk12.org or

Business Manager Paul Funk at 508-539-1500 x 4218 pfunk@mpspk12.org

The School Committee will vote on the proposed FY18 budget at its January 4, 2017, meeting.

The meeting will begin at 6:30 PM at the Quashnet School library.