

Dear 2021-2022 Kindergarten Families,

We are looking forward to the upcoming school year and are thrilled to welcome back our current Corbett Prep students and to also welcome new students to the Corbett Prep family. Our Early Primary students love coming to school and enjoy learning in a joyful and challenging environment. We promote a love of learning that remains a strong foundation throughout their schooling.

With the summer months upon us, we want to encourage students to complete activities that support the basics that accompany print and numbers. Attached you will find expectations and suggestions for helping ensure your child is ready for an engaging and challenging Kindergarten experience. We are confident that by following these expectations and suggestions in a consistent manner, your child will successfully begin the 2021-2022 school year.

Remember to let your children be your guide. They will embrace learning if you are smiling, relaxed and enjoying learning with them. Also, please remember that all children progress differently, and we will continue to move your child forward, in partnership with you, when the new school year begins.

Basic Expectations and Foundation for Entering Kindergarten

Language Arts:

- Hold a pencil with the correct pencil grip
- Use scissors to cut objects on paper, such as large shapes
- Write and recognize upper/lowercase letters and corresponding sounds
- Write first name with correct capitalization (beginning letter capital only ex. John)
- Begin Early Emergent sight word recognition (see attached list of Dolch sight words)

Suggested Activities for Continuous Review and Reinforcement for

Language Arts:

- Read, read, read to and with your child...
- Ask comprehension questions about the story, such as:
 1. Who are the characters in the story?
 2. Where does the story take place?
 3. What happened in the beginning, middle and end of the story?
 4. What do you think will happen next?
 5. What character do you think you are most like and why?
 6. Compare and contrast 2 different characters or stories.
 7. How are they alike and different?
- Practice writing upper and lowercase letters with neat handwriting. Use a variety of materials to add creativity and fun! (Colored pencils, scented markers, chalk, crayons, paint)
- Practice recognizing and writing/spelling sight words from the attached Dolch list.
- Practice matching words with the same beginnings sounds (boy, box), ending sounds (toss, mess), and rhyming words (top, hop).

Basic Expectations and Foundation for Entering Kindergarten Math:

- Recognize and write numbers 1-20
- Rote count to 30
- Identify common 2D shapes by name (circle, square, triangle, rectangle, oval, diamond)

Suggested Activities for Continuous Review and Reinforcement of Math Skills:

- Continue to use your IXL online resources
- Play dominoes and other math related games that incorporate counting and number recognition.
- Practicing sorting and classifying a group of objects
- Have your child practice basic addition and subtraction by grouping household objects. Ex.: 2 spoons and 4 forks = 6 utensils

Additional Suggestions for Those Who Have Mastered the Basics and Want More Challenge:

- We have attached a list of Pre-Primer and Primer Dolch Sight Words that your child can learn to identify as they read with you. Once they have mastered word recognition, we encourage students to practice spelling these words correctly as well. First, Second, and Third Grade lists are also attached for those students that like to go above and beyond.
- We have attached options for reading response activities that are a creative and fun way to make connections to your child's summer reading choices.
- Encourage your child to write notes to you independently and/or keep a summer journal of his/her experiences. Your child can enhance his/her journal with photos or illustrations. Remember good handwriting and spelling skills will develop with age. The **more** your child writes, the better reader and writer he or she will become.
- Help your child to learn his/her personal information including first, middle and last name, address, phone number and birthday.
- Practice skip counting by 2's, 5's and 10's and beyond.
- Practice simple addition and subtraction facts.

We are looking forward to next year and will enjoy growing great learners in partnership with you.

Have a wonderful summer,
Your Kindergarten Teachers

Dear Kindergarten Families,

Here are some examples of Phonemic Awareness Activities that you can do with your child at home. They are very simple and can even be practiced in the car! We will be working to develop these phonemic awareness skills all year. You may want to hang the following on your refrigerator or keep it in the car.

Thanks for all you do!

1. Beginning Sound Matching:

“Which words have the same beginning sound?”

Ex.: box, cat, boy

2. Final Sound Matching:

“Which words have the same ending sound?”

Ex. pass, toss, cap

3. Rhyming Words:

“Which words rhyme?”

Ex. make, cat, cake

4. Phonemic Blending:

“When I make 3 sounds, put them together to make a word.”

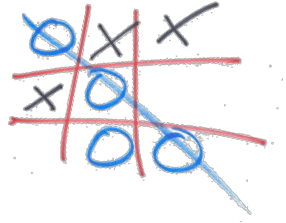
Ex. /s/u/n/ = “sun”

Have Fun!

Your Kindergarten Teachers

Reading Response Tic Tac Toe

Do one of the activities below in your reading binder and mark it off with an **X**. The next time you do an activity, mark it with a **O**. Switch back and forth between **X** and **O** until you have a tic tac toe!



Why did you choose this book to read?




Write a three sentence summary of what you read today. Write the details in order.




If you could ask your main character one question, what would it be?



What character in your story would you like to invite over to your house? Explain why.



If you were the author, what's one thing you would change about the book and why?



If you wrote a sequel to this book, what title would you give it and why?



Describe the setting in your book including time and place.



You are going to give one character in your book an award for one of their character traits. What would the award be and why?



What lesson do you think the author wants you to learn from reading this story?



DOLCH WORD LIST

Sorted alphabetically by grade level

Pre-primer		Primer		First		Second		Third	
a	play	all	out	after	once	always	right	about	never
and	red	am	please	again	open	around	sing	better	only
away	run	are	pretty	an	over	because	sit	bring	own
big	said	at	ran	any	put	been	sleep	carry	pick
blue	see	ate	ride	as	round	before	tell	clean	seven
can	the	be	saw	ask	some	best	their	cut	shall
come	three	black	say	by	stop	both	these	done	show
down	to	brown	she	could	take	buy	those	draw	six
find	two	but	so	every	thank	call	upon	drink	small
for	up	came	soon	fly	them	cold	us	eight	start
funny	we	did	that	from	then	does	use	fall	ten
go	where	do	there	give	think	don't	very	far	today
help	yellow	eat	they	going	walk	fast	wash	full	together
here	you	four	this	had	were	first	which	got	try
I		get	too	has	when	five	why	grow	warm
in		good	under	her		found	wish	hold	
is		have	want	him		gave	work	hot	
it		he	was	his		goes	would	hurt	
jump		into	well	how		green	write	if	
little		like	went	just		its	your	keep	
look		must	what	know		made		kind	
make		new	white	let		many		laugh	
me		no	who	live		off		light	
my		now	will	may		or		long	
not		on	with	of		pull		much	
one		our	yes	old		read		myself	