



M	<p>Morning physical activity - <a href="http://lumpstartionmy.co.uk/">http://lumpstartionmy.co.uk/</a></p>	<p><b>Phonics – common words.</b>  <b>Learning challenge – to independently read common words by sight.</b></p> <p>Have a look at the common word resource '<a href="#">T6 WK2 Monday phonics</a>'. Read each word on the powerpoint, then ask a grown up to say a common word and have a go at writing it. You can check your answer using the common word powerpoint.</p>	<p><b>English – An animal adventure...</b>  <b>Learning challenge – what do you know already about the animals that live in the Rainforest?</b></p> <p>We are starting to know lots about the Rainforest. Now that we are becoming experts, Stanley wants us to find out some more information all about the different animals that live in the rainforest.</p> <p>Do you know any animals that might live in the Rainforest? Have a go and see if you can create a list of animals that you think could live in the Rainforest and then have a go at drawing some pictures to match.</p>	<p><b>Maths – measuring length</b>  <b>Learning challenge – to confidently measure different objects by length.</b></p> <p>Today we are going to have a go at measuring different objects you might find to see how long or short they are. Choose three things from around your house that you might like to measure.</p> <p>Next choose something that you can use to measure these objects with – remember you need to use the same things when measuring and make sure they are the same size. You might choose cubes, lego bricks, pencils, etc</p> <p>When you have measured your objects tell someone which object was the longest and which object was the shortest</p>	<p><b>Reading</b></p> <p>Reading via Bug Club or your allocated reading book(s).</p>  <p><a href="#">Click here for Bug Club Login</a></p>	<p><b>Computing – purple mash</b></p> <p><b>Learning challenge:</b> to be able to sort the animals into their correct habitats.</p> <p>Log onto purple mash and select the 'sorting into habitats' task in the 2do section. Have a go at sorting the animals into the correct habitats.</p>  <p><b>Remember:</b></p> <ul style="list-style-type: none"> <li>Always remember to let an adult know what you are doing when using the internet.</li> <li>Think carefully about which animals live in what habitat – think about why they might live there.</li> </ul>	<p><b>PE – Learning challenge – continuing 'Tilly the Trains Big Day'</b></p> <p><b>Task:</b></p> <p><b>Story Time</b></p> <p>Please share one of your favourite books with an adult, or visit <a href="https://www.bbc.co.uk/iplayer/episodes/b00jdlm2/cbeebies-bedtime-stories">https://www.bbc.co.uk/iplayer/episodes/b00jdlm2/cbeebies-bedtime-stories</a> and choose a story you have not heard before.</p>
---	--	---	---	---	---	---	--

T

Morning physical activity - <http://jumpstartjonny.co.uk/>

### Phonics – word building

Learning challenge – to hear the sounds and write the sounds in words independently.

This week we will continue to focus on writing longer 5 letter words. Using letter cards you have available in your house or making your own letter cards using paper – ask a grown up to say the word, have a go at building the word using the letter cards, read the word and then write the word.

Words to build:

spend, print, scrub, twist.

#### Remember:

- To draw the correct number of lines before building and writing the word – this will help you to know how many letters you need for the word.
- To read the word to ensure you have included all the sounds needed for your word.

Break

### English – An animal adventure...

Learning challenge – Finding out more about the animals that live in the Rainforest.

If you are able, watch the quick video [https://www.google.co.uk/books/edition/Step\\_into\\_the\\_Rainforest/3tRaKQTYL2QC?hl=en&gbpv=1](https://www.google.co.uk/books/edition/Step_into_the_Rainforest/3tRaKQTYL2QC?hl=en&gbpv=1) – Rainforest’. Listen to the story and think about the animals that you can see in the book – have a look back at your list – did you include any of these animals?

Can you now go back to your list and add some of the animals that you hadn't thought of.



#### Remember:

- Write down your ideas first, thinking about the different sounds you can hear.
- Then draw your picture to match your list.

Break

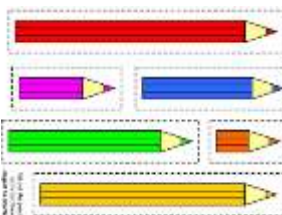
### Maths – measuring length

Learning challenge – to put items in order going from shortest to longest.

Yesterday we had a go at measuring different objects. Today you are going to have a go at measuring 3 more objects to see how long they are. You can choose what you would like to measure them with.

Next put them in order going from shortest to longest. Which object was the shortest? How did you know?

Now have a go at measuring another object – where would this go in your ordering? Is it shorter or longer than your other objects?



#### Remember:

- When you are measuring make sure that you start at one end of the objects
- Make sure all the objects you are measuring with are close together.
- Have a go at using the language of shortest and longest when talking about your objects.

Break

### Reading

Reading via Bug Club or your allocated reading book(s).



[Click here for Bug Club Login](#)

Lunch break

### Art – design your own butterfly.

Learning challenges – to use design and create your own Blue Morpho butterfly.

Blue Morpho butterflies live in the rainforest.

Using materials you have available in your house, have a go at designing and making your own Blue Morpho butterfly. A butterfly template is available in the resources section on the remote learning website if you would like to use it WK2 Tuesday Art.



#### Remember:

- Think carefully about what colours you might need to find in and around your house to design your butterfly.
- You could find out about Blue Morpho butterflies before designing your own.





### PE –





Learning challenge – continuing 'Tilly the Trains Big Day'





#### Task:

### Story Time

Please share one of your favourite books with an adult, or visit <https://www.bbc.co.uk/iplayer/episodes/b00jdlm2/cbeebies-bedtime-stories> and choose a story you have not heard before.

<p>W</p>	<p style="writing-mode: vertical-rl; transform: rotate(180deg);">Morning physical activity - <a href="http://jumpstartjonny.co.uk/">http://jumpstartjonny.co.uk/</a></p> <p><b>Phonics – reading and writing</b></p> <p><b>Learning challenge – be able to read and write a word independently.</b></p> <p>Ask a grown up to write a word without you looking. When the grown up turns the word around, have a go at reading the word aloud. Ask the grown-up to hide the word again and now have a go at writing the word independently without looking at the word that your grown up wrote.</p> <p><u>Words to read and write:</u> trust, scrap, split, crisp, slept..</p> <p><b>Remember:</b></p> <ul style="list-style-type: none"> <li>To say each sound in the word when reading and writing.</li> <li>To always hold your pencil correctly.</li> <li>To always try your best to form your letters correctly.</li> <li>To always read your word at the end to check you have included all the sounds.</li> </ul>	<p style="text-align: center;">Break</p> <p><b>English – Orang-Utan</b></p> <p><b>Learning challenge – specific focus on one animal.</b></p> <p>Now that we have begun to think about some of the different animals that might live in the Rainforest, Stanley has sent us some photos of some of the creatures he could see from the tree top. Please use the PowerPoint 'T6, Wk2, Animal PowerPoint'.</p> <p>Have a look at the first slide on the PowerPoint (Orang-utan).</p> <p>Do you know what this animal is?</p> <p>Do you know any facts about it?</p> <p>Ask your grown up to read the facts to you all about the Orang-Utan.</p> <p>Can you now make a poster to tell other people all about Orang-Utans?</p>  <p><b>Remember:</b></p> <ul style="list-style-type: none"> <li>To read through the facts first.</li> <li>Talk about what facts you can remember.</li> <li>Have a go at writing down some of the facts you can remember.</li> <li>Think about each word separately and think about the sounds you can hear.</li> <li>Remember your common word spellings if you use them.</li> </ul>	<p style="text-align: center;">Break</p> <p><b>Maths – measuring height</b></p> <p><b>Learning challenge – to confidently measure different objects by height.</b></p> <p>Today we are going to think about measuring different heights using the language of taller and shorter.</p> <p>Choose three different objects that you would like to measure how tall they are. Think about what objects you are going to use to measure them.</p> <p>When you have had a go at measuring how tall something is can you work out which object was the shortest and which object was the tallest?</p>  <p><b>Remember:</b></p> <ul style="list-style-type: none"> <li>When you are measuring height you need to start at the bottom and go all the way to the top</li> <li>Make sure that the objects you are measuring with are all close together with no gaps.</li> <li>Make sure that you start at the bottom and go all the way to the top.</li> </ul>	<p style="text-align: center;">Break</p> <p><b>Reading</b></p> <p>Reading via Bug Club or your allocated reading book(s).</p>  <p><a href="#">Click here for Bug Club Login</a></p>	<p style="text-align: center;">Lunch break</p> <p><b>Art – create your own snake.</b></p> <p><b>Learning challenge – to make a paper chain snake.</b></p> <p>Using plain paper (and the adding colour) or coloured paper to create your own paper chain snake.</p>  <p><b>Remember:</b></p> <ul style="list-style-type: none"> <li>To use the scissors carefully with control.</li> <li>To think about what colours or patterns you might want to include – will your snake include a repeating pattern?</li> </ul>	<p><b>PE – Learning challenge – continuing 'Tilly the Trains Big Day'</b></p> <p><b>Task:</b></p> <p><b>Story Time</b></p> <p>Please share one of your favourite books with an adult, or visit <a href="https://www.bbc.co.uk/iplayer/episodes/b00jdlm2/cbeebies-bedtime-stories">https://www.bbc.co.uk/iplayer/episodes/b00jdlm2/cbeebies-bedtime-stories</a> and choose a story you have not heard before.</p>
----------	---	---	--	--	--	--

<p>TH</p>	<p><b>Morning physical activity</b> - <a href="http://jumpstartjonny.co.uk/">http://jumpstartjonny.co.uk/</a></p>	<p><b>Learning challenge – to be able to independently write the words and sentences.</b></p> <p>Have a look at the powerpoint '<a href="#">WK2 Thursday Phonics- dictation</a>'. Click on the audio button to hear the word or the sentence and have a go at independently writing the sentence.</p> <p><b>Remember:</b></p> <ul style="list-style-type: none"> <li>• To hold your pencil correctly and form your letters correctly.</li> <li>• To listen carefully to hear all the sounds.</li> <li>• Remember to say the words slowly to hear all the sounds.</li> <li>• Read back your writing to check you have included all the sounds.</li> </ul>	<p><b>English – Learning challenge – to find out where there are different rainforests.</b></p> <p>Can you use a computer with your grown up and see if you can find out where there are Rainforests in the world?</p> <p>Can you make a list of all of the different places that have a Rainforest?</p> <p>Did you think there would be more or less than you found?</p> <p><b>Remember:</b></p> <ul style="list-style-type: none"> <li>• To always use a computer with your grown-ups permission and supervision.</li> <li>• To find out where there are rainforests.</li> <li>• Make a list of all the different places you found.</li> </ul> 	<p><b>Maths – comparing heights</b></p> <p><b>Learning challenge – to put items in order going from shortest to tallest.</b></p> <p>Today we are going to have a go at putting our different objects in order starting with the shortest and moving up until we get to the tallest.</p> <p>Choose three objects to measure how tall they are. Choose your objects that you are going to measure with, this needs to be the same for all the objects that you are measuring.</p> <p>When you have measured have a go at putting them in order starting with the shortest and moving up until you get to the tallest. Choose another objects to measure. Where will this fit it?</p>  <p><b>Remember:</b></p> <ul style="list-style-type: none"> <li>• Make sure that you are measuring carefully</li> <li>• Use the same thing to measure all of your objects.</li> <li>• Have a go at using the language of tallest and shortest when talking about your objects</li> </ul>	<p><b>Reading</b></p> <p>Reading via Bug Club or your allocated reading book(s).</p>  <p><a href="#">Click here for Bug Club Login</a></p>	<p><b>Understanding of the World / Spoken Language</b></p> <p><b>Learning challenge – to be able to articulate and add explanations to your thoughts and ideas.</b></p> <p><b>Question of the day:</b></p> <p><b>Which habitat would you like to live in and why?</b></p> 	<p><b>PE – Learning challenge – continuing 'Tilly the Trains Big Day'</b></p> <p><b>Task:</b></p> <p><b>Story Time</b></p> <p>Please share one of your favourite books with an adult, or visit <a href="https://www.bbc.co.uk/iplayer/episodes/b00jdlm2/cbeebies-bedtime-stories">https://www.bbc.co.uk/iplayer/episodes/b00jdlm2/cbeebies-bedtime-stories</a> and choose a story you have not heard before.</p>
-----------	---	--	---	--	---	---	--

<p>F</p>	<p>Morning physical activity - <a href="http://jumpstartjonny.co.uk/">http://jumpstartjonny.co.uk/</a></p>	<p><b>Phonics – sound swap for nonsense words.</b></p> <p><b>Learning challenge – to be able to recognise a sound that needs to be swapped or removed to make a non-sense word.</b></p> <p>Non-sense words are words that are made up – they are ‘not real/fake’ words.</p> <p>Using letter cards or writing sounds on individual paper – have a go at building the first word, then use this word to either swap or remove a sound to make a new word.</p> <p>e.g. I want to change the word cat &gt; mat (I would need to change the ‘c’ sound into a ‘m’ sound).</p> <p>Words for sound swap:          frap &gt; grap &gt; grop &gt; grol &gt; brol &gt; bril &gt; brip</p> <p><b>Remember:</b>          Say the word slowly to listen to the sounds in order to identify which sound needs to be swapped or removed to make a new word.</p>	<p><b>English</b></p> <p><b>Learning challenge – a specific focus on one animal.</b></p> <p>Now that we have begun to think about some of the different animals that might live in the Rainforest, Stanley has sent us some photos of some of the creatures he could see from the tree top. Please use the PowerPoint ‘T6, Wk2, Animal PowerPoint’.</p> <p>Have a look at the second slide on the PowerPoint (Clouded Leopard). Do you know what this animal is? Do you know any facts about it? Ask your grown up to read the facts to you all about the Clouded Leopard. Can you now make a poster to tell other people all about Clouded Leopard?</p>  <p><b>Remember:</b></p> <ul style="list-style-type: none"> <li>To read through the facts first.</li> <li>Talk about what facts you can remember.</li> <li>Have a go at writing down some of the facts you can remember.</li> <li>Think about each word separately and think about the sounds you can hear.</li> <li>Remember your common word spellings if you use them.</li> </ul>	<p><b>Maths – weight</b></p> <p><b>Learning challenge – to have a go at describing how heavy or light objects are.</b></p> <p>We have been amazing at measuring this week and today we are going to start thinking about weight. Choose 2 objects and hold one in each hand – which object do you think is the heaviest? Which object is the lightest? Have a go at this with lots of different objects.</p> <p>Next choose 3 different objects. First pick them up and decide if you think they are heavy or light. Next have a go at putting them in order starting with the lightest object and moving on until you get to the heaviest. Pick up another object, where would this fit in your order? Which object was the heaviest? Which object was the lightest?</p>  <p><b>Remember:</b></p> <ul style="list-style-type: none"> <li>Think carefully about your different objects – something small could still be very heavy and something big could still be very light.</li> <li>Have a go at using the language of heavy and light when describing your objects.</li> </ul>	<p><b>Reading</b></p> <p>Reading via Bug Club or your allocated reading book(s).</p>  <p><b>Bug Club</b></p> <p><a href="#">Click here for Bug Club Login</a></p>	<p><b>Feel Good Friday and Time to Shine!</b></p> <p>Spend some time together talking about all of the activities you have done during the week. What did you enjoy the most? What area do you want to get better at next week?</p> <p><b>TIME TO SHINE</b> – Please share your creations and activities via purple mash.</p>  <p>Please remember that you can follow us at : <a href="https://twitter.com/PHInfants">https://twitter.com/PHInfants</a>          You can also follow our Reception Twitter page @PHIARception</p> <p>Once you have done this, think of your own <b>Feel Good Friday</b> activity. This could be:</p> <ul style="list-style-type: none"> <li>Something creative</li> <li>Going on a walk</li> <li>Having a treat (snack)</li> <li>Watching a film / favourite show</li> </ul> <p>If you want to then join us for a story at 2.40, we look forward to seeing you there ☺.</p>
----------	--	---	--	---	--	--