
**FY 2016-2017 FINANCIAL
STATUS REPORT AS OF:
FEBRUARY 28, 2017**



STRONGSVILLE

CITY SCHOOLS

STRONGSVILLE CITY SCHOOL DISTRICT

July 1, 2016-February 28, 2017 Financial Report

Summary

The following spreadsheet shows the revenue and expenditures by month for the General Funds as of February 28, 2017. The total revenues that is forecasted in the October 2016 five year forecast is \$71,451,528. The adopted budget approved by the Board in September was \$72,154,895 plus carryover encumbrances of \$988,614 for a total appropriation of \$73,143,509.

| | July | August | September | October | November | December |
|---------------------------|-------------------|------------------|------------------|------------------|------------------|------------------|
| Revenues: | | | | | | |
| Property Taxes | \$15,126,000 | \$7,660,452 | \$319,478 | \$0 | \$0 | \$0 |
| State Foundation | 808,694 | 805,688 | 800,714 | 1,107,367 | 805,443 | 792,998 |
| State Property Allocation | 0 | 0 | 0 | 3,025,897 | 428,716 | 0 |
| Other | 140,774 | 1,512,152 | 37,851 | 57,104 | 59,740 | 103,919 |
| Total Revenues | 16,075,468 | 9,978,292 | 1,158,043 | 4,190,368 | 1,293,899 | 896,917 |
| Expenditures: | | | | | | |
| Salaries | 3,062,417 | 3,085,026 | 3,323,269 | 3,239,141 | 3,401,939 | 3,421,056 |
| Benefits | 1,274,542 | 1,386,003 | 1,426,989 | 1,250,524 | 1,248,678 | 1,510,007 |
| Purchase Services | 465,092 | 378,100 | 532,377 | 730,896 | 686,009 | 615,450 |
| Materials and Supplies | 43,035 | 134,003 | 132,814 | 133,067 | 131,759 | 76,532 |
| Capital Outlay | 8,481 | 11,444 | 315,995 | 57,913 | 36,585 | 19,171 |
| Other Objects | 104,863 | 9,510 | 445,844 | 35,014 | 406,628 | 11,415 |
| Total Expenditures | 4,958,430 | 5,004,086 | 6,177,288 | 5,446,555 | 5,911,598 | 5,653,631 |
| Net Change in Cash | 11,117,038 | 4,974,206 | (5,019,245) | (1,256,187) | (4,617,699) | (4,756,714) |

| | January | February | March | April | May | June | Total |
|---------------------------|------------------|-------------------|----------|----------|----------|----------|-------------------|
| Revenues: | | | | | | | |
| Property Taxes | \$4,483,000 | \$20,041,000 | \$0 | \$0 | \$0 | \$0 | \$47,629,930 |
| State Foundation | 795,066 | 803,675 | 0 | 0 | 0 | 0 | 6,719,645 |
| State Property Allocation | 0 | 0 | 0 | 0 | 0 | 0 | 3,454,613 |
| Other | 272,905 | 117,843 | 0 | 0 | 0 | 0 | 2,302,288 |
| Total Revenues | 5,550,971 | 20,962,518 | 0 | 0 | 0 | 0 | 60,106,476 |
| Expenditures: | | | | | | | |
| Salaries | 3,225,531 | 3,255,286 | 0 | 0 | 0 | 0 | 26,013,665 |
| Benefits | 1,285,450 | 1,289,802 | 0 | 0 | 0 | 0 | 10,671,995 |
| Purchase Services | 482,985 | 455,252 | 0 | 0 | 0 | 0 | 4,346,161 |
| Materials and Supplies | 84,140 | 115,730 | 0 | 0 | 0 | 0 | 851,080 |
| Capital Outlay | 65,908 | 70,121 | 0 | 0 | 0 | 0 | 585,618 |
| Other Objects | 17,552 | 101,767 | 0 | 0 | 0 | 0 | 1,132,593 |
| Total Expenditures | 5,161,566 | 5,287,958 | 0 | 0 | 0 | 0 | 43,601,112 |
| Net Change in Cash | 389,405 | 15,674,560 | 0 | 0 | 0 | 0 | 16,505,364 |

STRONGSVILLE CITY SCHOOL DISTRICT

July 1, 2016-February 28, 2017 Financial Report

REVENUE

As of the October 2016 financial forecast, the Strongsville City Schools is forecasting **\$71,451,528** in revenue within the General Funds in the 2016-2017 fiscal year as shown on figure 1. As of **February 28, 2017** the District has received revenue in the amount of \$60,106,476. The District is projecting to receive \$11,853,567 in revenue from March-June for a total projected revenues of \$71,960,043, which would result in \$508,515 revenues above the initial forecast.

Figure 1

FORECASTED REVENUES AND ACTUAL REVENUES

| | A | B | C | D = (B+C) | | D-A |
|--------------------------------------|---------------------------------|-------------------------------|--------------------------------------|-------------------------------|-----|------------------|
| | Fiscal Year 2017 Forecast | Fiscal Year 2017 Actual | Projected Revenue March - June | Projected Total Revenue | | Over/ (Under) |
| Revenues | | | | | | |
| Real Property Tax | \$48,943,766 | \$47,629,930 | \$1,741,934 | \$49,371,864 | (a) | \$428,098 |
| State Foundation | 11,810,144 | 6,719,645 | 5,009,564 | 11,729,209 | (b) | (80,935) |
| Property Tax Homestead and Rollbacks | 6,046,413 | 3,025,897 | 3,032,508 | 6,058,405 | (c) | 11,992 |
| Tangible Personal Property (TPP) | 861,825 | 428,716 | 428,716 | 857,432 | (c) | (4,393) |
| TIF Revenue | 2,100,000 | 1,036,970 | 1,080,383 | 2,117,353 | (d) | 17,353 |
| Casino Receipts | 274,380 | 269,586 | 0 | 269,586 | (c) | (4,794) |
| Interest | 20,000 | 45,767 | 16,488 | 62,255 | (c) | 42,255 |
| Other Revenues | 590,000 | 306,569 | 263,545 | 570,114 | (e) | (19,886) |
| Sports Pay to Participate | 200,000 | 155,771 | 71,768 | 227,539 | (c) | 27,539 |
| Tuition - From Other Districts | 305,000 | 173,888 | 148,841 | 322,729 | (c) | 17,729 |
| Tuition - Full Day Kindergarten | 235,000 | 268,877 | 38,900 | 307,777 | (c) | 72,777 |
| Tuition - Preschool | 65,000 | 44,860 | 20,920 | 65,780 | (c) | 780 |
| Total Revenues | \$71,451,528 | \$60,106,476 | \$11,853,567 | \$71,960,043 | | \$508,515 |

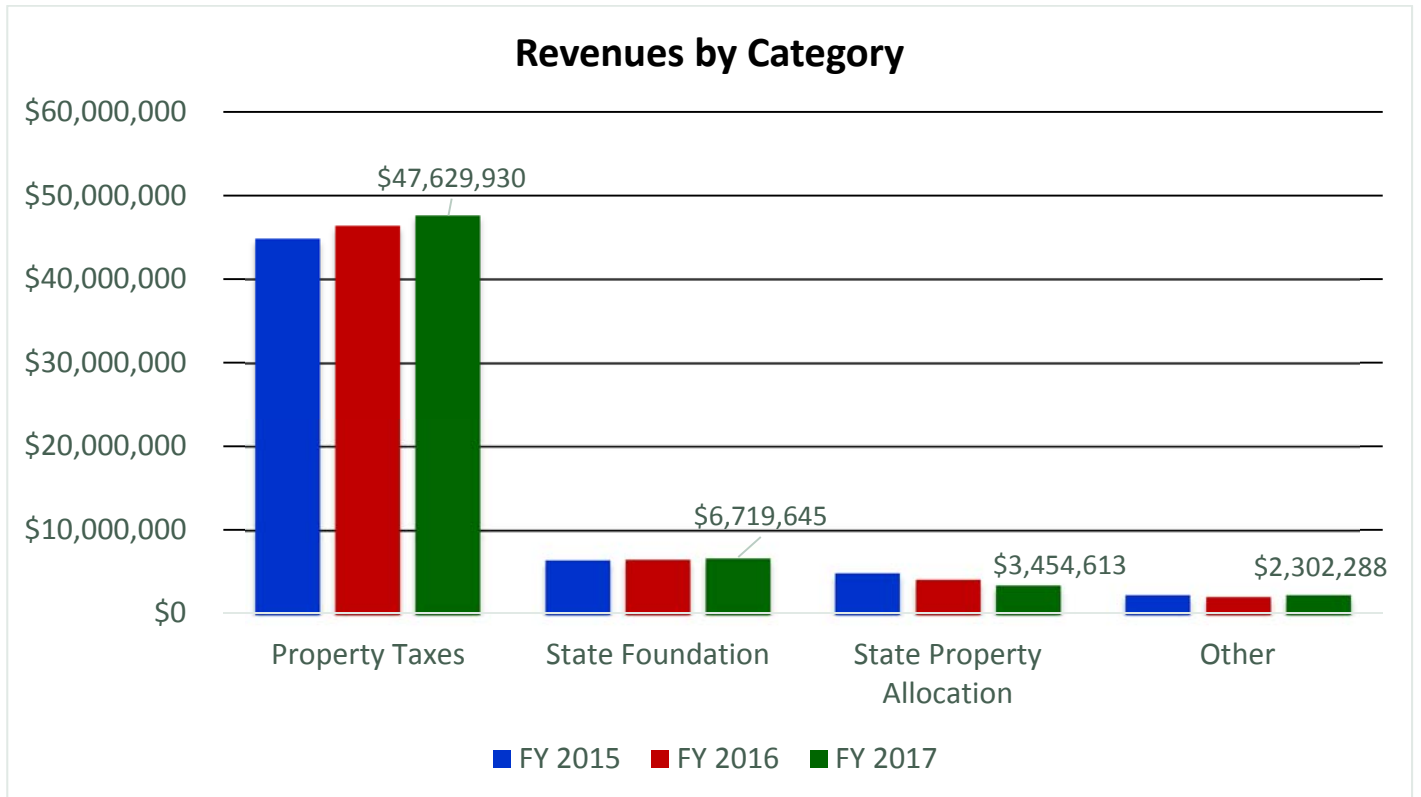
- (a) The District received \$49,761,999 in general real property taxes in FY16 and is forecasting \$48,943,766 in FY 17. The current collection rate for collection calendar year 2016 increased from 96.6% to 97.5%.
- (b) The District will receive state funding in FY17 based on HB 64.
- (c) These revenues have been received as anticipated.
- (d) The District received \$2,113,540 in TIF revenues in FY16 and is forecasting \$2,100,000 in FY 17.
- (e) Other revenues include cell tower commission, vending commission, sale of property, services provided to other schools, state catastrophic aid, federal medicaid, athletic trainer fees, refunds of prior year expenditures, and other miscellaneous receipts.

STRONGSVILLE CITY SCHOOL DISTRICT

July 1, 2016-February 28, 2017 Financial Report

Figure 2 compares revenue sources to the prior two years as of February 28. The three years of data will be beneficial for trend analysis performed throughout the year.

Figure 2



STRONGSVILLE CITY SCHOOL DISTRICT

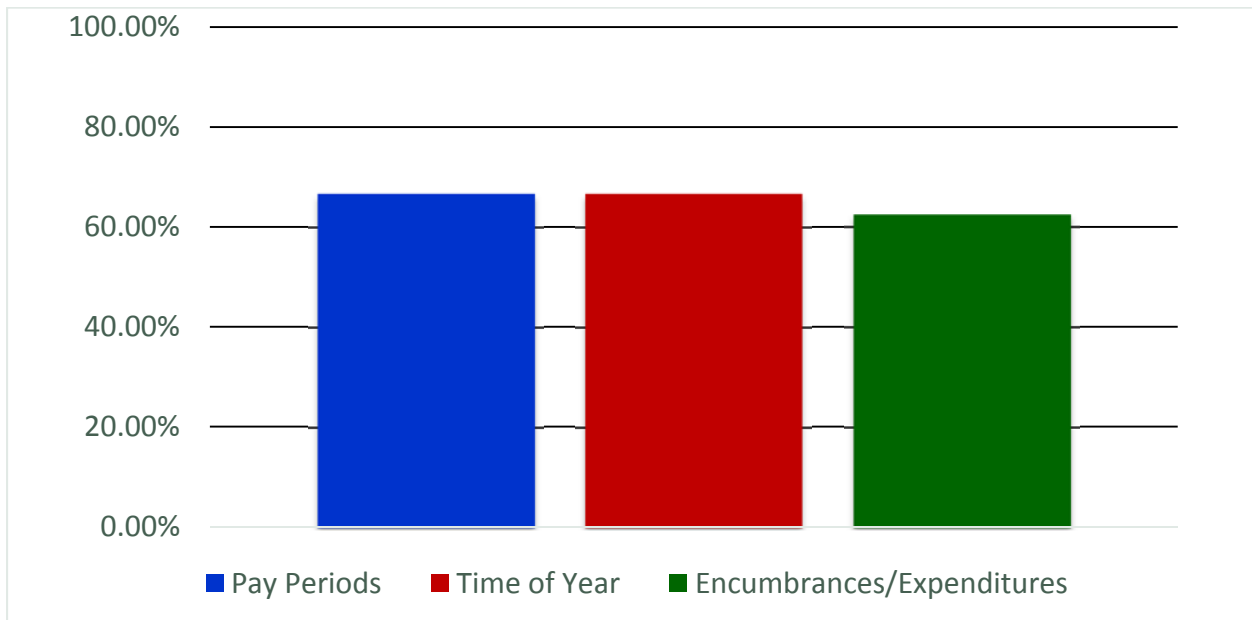
July 1, 2016-February 28, 2017 Financial Report

EXPENDITURES

The fiscal year 2017 adopted General Fund budget for the District is \$72,154,895. This budget, coupled with carryover encumbrances of \$988,614, resulted in a \$73,143,509 General Funds appropriation for FY 2017. The following information is a financial update of the status of this appropriation through February 28, 2017.

Through February 28, 2017 the District has expended \$43,601,112 and has outstanding encumbrances of \$2,126,953. This total of \$45,728,065 reflects 62.52% of the District's total appropriation. A statistical spending range for the District is based on two analyses: first, time elapsed is eight months or 66.67% of the fiscal year has passed. Secondly, sixteen of twenty-four (16/24), or 66.67% of the total pay periods have passed. Figure 3 illustrates these points.

Figure 3



Overall, the District's encumbrance/expenditure level through February is under the target based on the above analysis. As an examination of the categories of expenditures is performed, cyclical variances are noted between categories which relate specifically to school opening activities. Figure 4 compares the various expenditure categories to the expected level and to the prior two years. The three years of data will be beneficial for trend analysis performed throughout the year.

STRONGSVILLE CITY SCHOOL DISTRICT

July 1, 2016-February 28, 2017 Financial Report

Figure 4

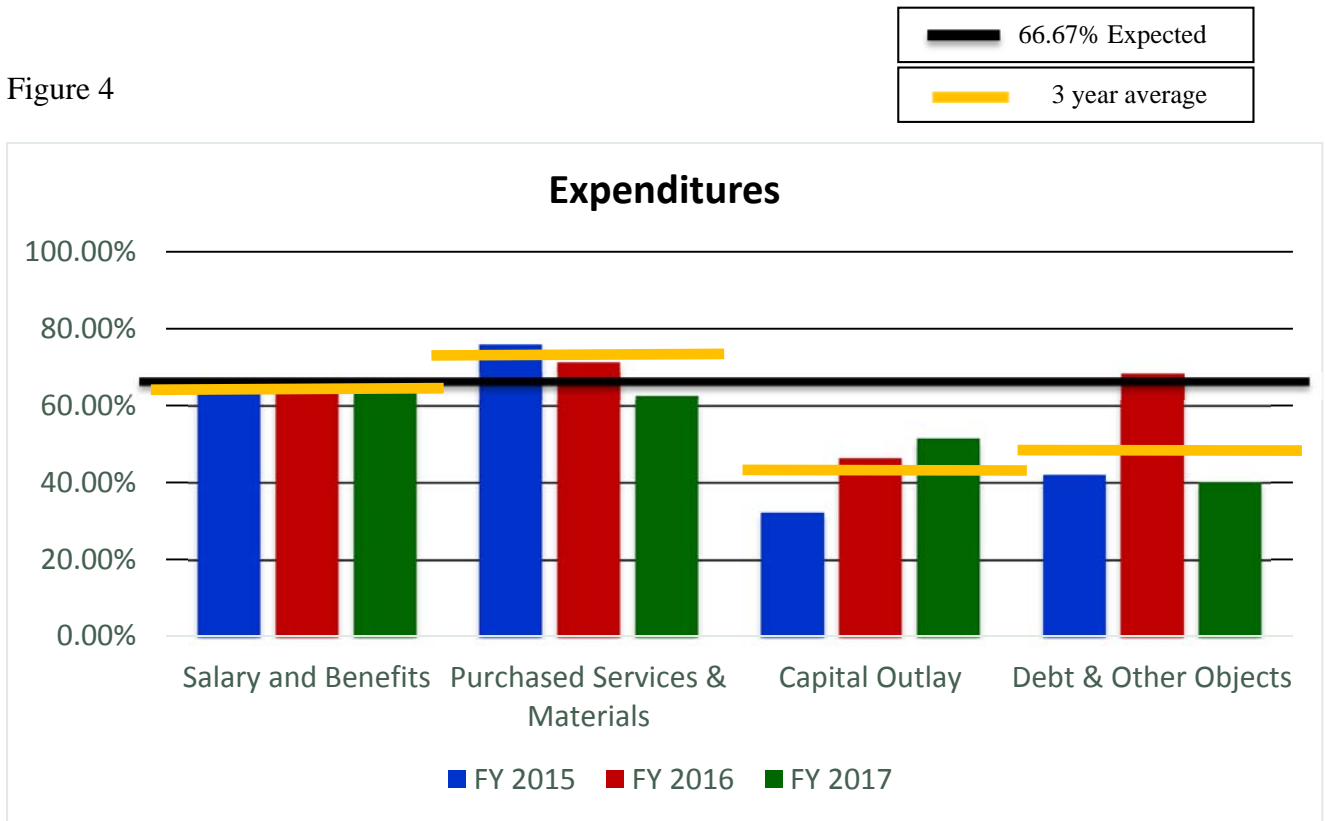
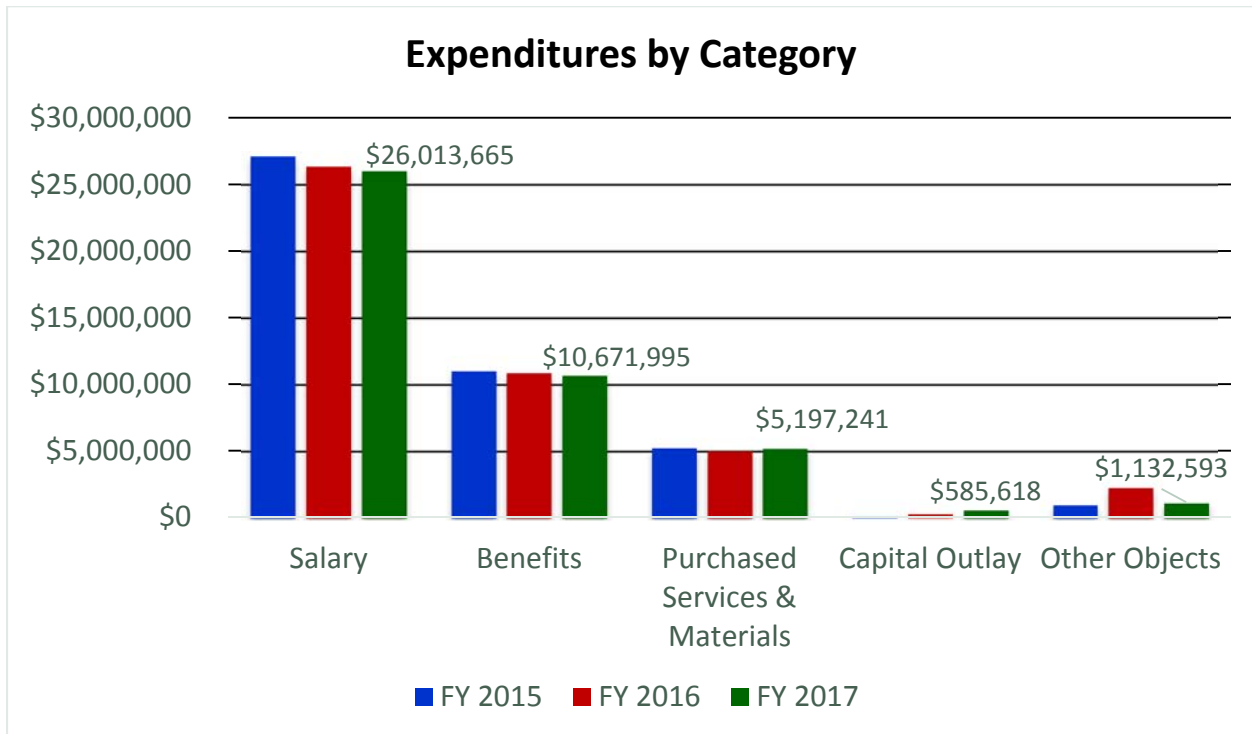


Figure 5



STRONGSVILLE CITY SCHOOL DISTRICT

July 1, 2016-February 28, 2017 Financial Report

As Figure 4 and 5 illustrates, overall salaries and benefits are on target for this time of year. Salaries are slightly lower than last year for this time of year which is due to there being one less payroll through February compared to prior years. Salaries are trending under budget. We will continue to closely monitor this area for the remainder of the fiscal year. Salaries averaged \$1.6 million in February which is similar to the \$1.6 million in January. Benefits are slightly less compared to last year which is primarily due to the impact of decrease in positions and increase in healthcare cost. Health care premiums are forecasted to increase 5% in calendar year 2017 from calendar year 2016.

The current year Purchased Services and Materials categories indicate a 62.67% encumbrance/expenditure level for February. This encumbrance/expenditure rate is lower compared to the 71.42% from this point in time last year. These expenditures vary from year to year base on the timing of when goods are needed and the invoices are paid and received. In addition many of the annual contracts are encumbered at the beginning of the fiscal year and then spent down during the year. This is consistent with prior years and the cyclical nature of school operations.

The capital outlay encumbrance/expenditure level, whose budget comprises only 1.6% of the total General Fund budget indicates a 51.51% encumbrance/expenditure level for February. This encumbrance/expenditure rate is mainly attributable to school opening cost (technology updates, hardware, etc.). It should be noted that the vast majority of on-going construction and permanent improvements projects are accounted for in other funds and therefore not reflected in the encumbrances/expenditures above.

Finally, the debt service and other objects category of encumbrance/expenditures, which mainly reflects the payment of principal and interest for the energy conservation and facility improvements debt, treasurer and auditor fees, and the transfer of monies to other District funds (as required by State regulations), is as expected as of February 28, 2017. Debt payments occur in November and May while the transfer of monies to other funds will occur in June.

STRONGSVILLE CITY SCHOOL DISTRICT

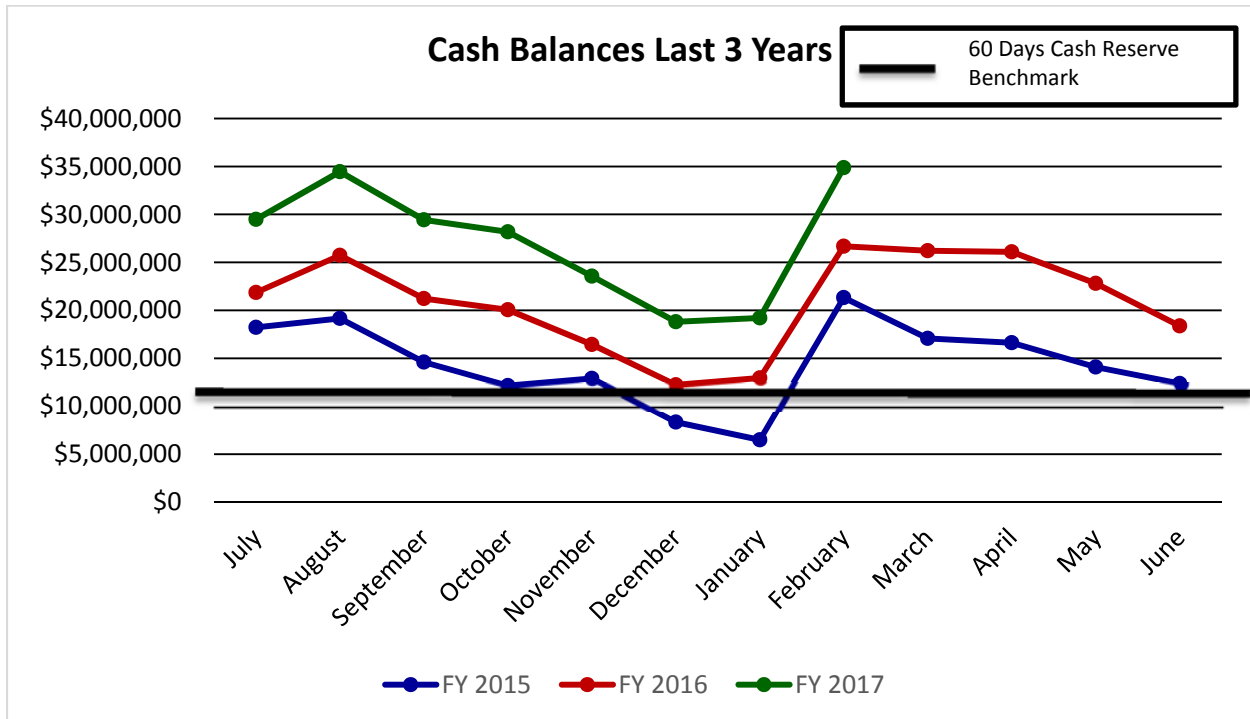
July 1, 2016-February 28, 2017 Financial Report

CASH BALANCES

The cash balance as of February 28, 2017 is \$34,872,094. The unencumbered balance as of February 28, 2017 is \$32,745,141. See Figure 6 for details.

Figure 6

| | FY 2017 |
|------------------------|--------------------|
| Beginning Cash Balance | \$18,366,730 |
| Total Revenues | 60,106,476 |
| Total Expenses | 43,601,112 |
| Revenue over Expenses | 16,505,364 |
| Ending Cash Balance | 34,872,094 |
| Encumbrances/Reserves | 2,126,953 |
| Unencumbered Balance | \$32,745,141 |



Strongsville City Schools

Monthly Financial Reports for February, 2017

To the Board of Education – APPENDIXES

- Monthly comparison – a comparison of the General Fund revenues and expenditures for the month most recently closed and the fiscal year to date; also includes the same month and fiscal year to date for the two previous years
- Bond Issue Expenditure History
- Excellence in Athletics Expenditure History
- Financial report by fund – shows the monthly and fiscal year to date total revenues and expenditures, of all funds, for the most recent month. Current fund balance reflects the cash in the bank by fund
- Revenue account summary – reflects revenue accounts for General Fund, Bond Retirement and Permanent Improvement funds, month and year to date
- Interest earnings for the month
- Budget account summary – All funds expenditures for the most recent month and fiscal year to date
- Appropriation account summary – shows the current budget (FYTD Appropriation), most recent month and fiscal year to date expenditures for all funds

Strongsville City School District

Monthly Comparison of Revenues & Expenditures

February 2015, 2016 & 2017 and Year to Date

| | February 2015 | February 2016 | February 2017 | Monthly Change from Previous Year | Fiscal Year to Date 2015 | Fiscal Year to Date 2016 | Fiscal Year to Date 2017 | YTD Change from Previous Fiscal Year |
|--|----------------------|----------------------|----------------------|---|--------------------------------|--------------------------------|--------------------------------|--|
| Revenue: | | | | | | | | |
| Real Estate Taxes | 18,821,000.00 | 18,845,000.00 | 20,041,000.00 | 1,196,000 | 44,837,163.28 | 46,362,790.15 | 47,629,930.30 | 1,267,140 |
| Public Utility Personal Property Tax | 0.00 | 0.00 | 0.00 | 0 | 0.00 | 15,779.95 | 2,988.39 | (12,792) |
| State Aide - Unrestricted | 833,180.18 | 819,411.89 | 794,158.36 | (25,254) | 6,741,411.64 | 6,770,697.66 | 6,940,821.84 | 170,124 |
| State Aide - Restricted | 5,558.45 | 7,011.58 | 9,517.95 | 2,506 | 43,996.92 | 44,002.04 | 48,408.87 | 4,407 |
| Property Tax Allocation | 0.00 | 0.00 | 0.00 | 0 | 4,910,780.74 | 4,155,356.16 | 3,454,613.14 | (700,743) |
| All Other Revenues | 55,425.43 | 30,145.54 | 117,840.94 | 87,695 | 2,078,988.21 | 1,814,385.91 | 2,029,713.82 | 215,328 |
| Total Revenues | 19,715,164.06 | 19,701,569.01 | 20,962,517.25 | 1,260,948 | 58,612,340.79 | 59,163,011.87 | 60,106,476.36 | 943,464 |
| Expenditures: | | | | | | | | |
| Salaries | 3,023,738.01 | 2,839,728.39 | 3,255,285.63 | 415,557 | 27,129,748.63 | 26,367,940.28 | 26,013,664.84 | (354,275) |
| Benefits | 1,381,223.07 | 1,266,999.79 | 1,289,801.84 | 22,802 | 11,037,728.82 | 10,868,543.98 | 10,671,995.08 | (196,549) |
| Purchased Services | 385,095.00 | 556,765.93 | 455,251.89 | (101,514) | 4,025,520.38 | 4,223,195.52 | 4,346,160.62 | 122,965 |
| Supplies and Materials | 77,713.11 | 88,548.63 | 115,730.26 | 27,182 | 1,210,719.93 | 778,060.32 | 851,080.05 | 73,020 |
| Capital Outlay | 8,128.96 | 3,129.86 | 70,121.16 | 66,991 | 103,082.08 | 308,249.76 | 585,618.21 | 277,368 |
| Other Objects | 8,304.26 | 1,210,092.72 | 101,767.07 | (1,108,326) | 991,637.47 | 2,289,094.00 | 1,132,592.97 | (1,156,501) |
| Total Expenditures | 4,884,202.41 | 5,965,265.32 | 5,287,957.85 | (677,307) | 44,498,437.31 | 44,835,083.86 | 43,601,111.77 | (1,233,972) |
| Excess of Revenue over (under) Expenditures | 14,830,961.65 | 13,736,303.69 | 15,674,559.40 | | 14,113,903.48 | 14,327,928.01 | 16,505,364.59 | |

Strongsville City Schools
\$81,000,000 Bond Issue
Expenditure History
as of February 28, 2017

| Project | Original Budget | Revised Budget | Prior Years Expense | Life to Date Expenditures | Encumbrances | Unencumbered Balance | Projected | | Projected Unencumbered Balanced Committed / Uncommitted | | |
|--------------------------------------|------------------------|------------------------|------------------------|---------------------------|---------------------|-----------------------|--|------------------------------------|---|---------------|-----------------------|
| | | | | | | | Projected HS / Middle but not yet encumbered / spent | Unencumbered Balanced w/ Projected | Committed | Uncommitted | |
| OFCC Projects: | | | | | | | | | | | |
| Demolition and Abatement | | | | | | | | | | | |
| Allen Elementary | \$382,046.00 | \$423,795.70 | \$423,795.70 | \$423,795.70 | \$0.00 | \$0.00 | \$0.00 | \$0.00 | \$0.00 | \$0.00 | \$0.00 |
| Albion Middle School | 596,896.00 | 639,394.10 | 17,462.30 | 399,902.18 | 103,342.87 | 136,149.05 | 0.00 | 136,149.05 | 136,149.05 | 0.00 | 0.00 |
| Drake Elementary | 0.00 | 306,226.54 | 8,182.84 | 9,225.79 | 0.00 | 297,000.75 | 0.00 | 297,000.75 | 0.00 | 0.00 | 297,000.75 |
| Total Demolition and Abatement | 978,942.00 | 1,369,416.34 | 449,440.84 | 832,923.67 | 103,342.87 | 433,149.80 | 0.00 | 433,149.80 | 136,149.05 | 0.00 | 297,000.75 |
| MS/HS Furniture/Equipment | 656,742.00 | 0.00 | 0.00 | 0.00 | 0.00 | 0.00 | 0.00 | 0.00 | 0.00 | 0.00 | 0.00 |
| High School Renovations | 26,047,476.00 | 27,409,167.21 | 18,985,615.02 | 26,965,105.66 | 263,145.26 | 180,916.29 | 180,916.29 | 0.00 | 0.00 | 0.00 | 0.00 |
| Middle School Construction & Demo | | | | | | | | | | | |
| Middle School Construction | 46,009,242.00 | 44,370,588.22 | 37,610,349.46 | 43,885,506.11 | 243,558.56 | 241,523.55 | 241,523.55 | 0.00 | 0.00 | 0.00 | 0.00 |
| Center Middle School - Demo | 1,073,951.00 | 816,213.57 | 7,988.08 | 782,388.08 | 33,825.49 | 0.00 | 0.00 | 0.00 | 0.00 | 0.00 | 0.00 |
| Board of Education Building - DEMO | 0.00 | 263,700.00 | 0.00 | 263,700.00 | 0.00 | 0.00 | 0.00 | 0.00 | 0.00 | 0.00 | 0.00 |
| | 47,083,193.00 | 45,450,501.79 | 37,618,337.54 | 44,931,594.19 | 277,384.05 | 241,523.55 | 241,523.55 | 0.00 | 0.00 | 0.00 | 0.00 |
| Total OFCC Projects | 74,766,353.00 | 74,229,085.34 | 57,053,393.40 | 72,729,623.52 | 643,872.18 | 855,589.64 | 422,439.84 | 433,149.80 | 136,149.05 | 0.00 | 297,000.75 |
| Locally Funded Construction: | | | | | | | | | | | |
| Demolition and Abatement | | | | | | | | | | | |
| Board of Education Building - saving | \$0.00 | \$210,519.00 | \$4,490.62 | \$4,490.62 | \$0.00 | \$206,028.38 | \$0.00 | \$206,028.38 | \$0.00 | \$0.00 | \$206,028.38 |
| OPS Building | 0.00 | 165,296.00 | 2,696.24 | 155,544.49 | 0.00 | 9,751.51 | 0.00 | 9,751.51 | 9,751.51 | 0.00 | 0.00 |
| Total Demolition and Abatement | 0.00 | 375,815.00 | 7,186.86 | 160,035.11 | 0.00 | 215,779.89 | 0.00 | 215,779.89 | 9,751.51 | 0.00 | 206,028.38 |
| Elementary School Renovations | | | | | | | | | | | |
| Technology Upgrades & Repairs | 3,500,000.00 | 2,631,175.08 | 1,611,778.31 | 1,650,814.51 | 60,063.80 | 920,296.77 | 0.00 | 920,296.77 | 0.00 | 0.00 | 920,296.77 |
| Preschool Renovations | 250,000.00 | 301,100.83 | 301,100.83 | 301,100.83 | 0.00 | 0.00 | 0.00 | 0.00 | 0.00 | 0.00 | 0.00 |
| Transportation Renovations | 2,483,647.00 | 2,329,763.75 | 2,323,046.95 | 2,323,046.95 | 0.00 | 6,716.80 | 0.00 | 6,716.80 | 0.00 | 0.00 | 6,716.80 |
| High School Turf Project: | | | | | | | | | | | |
| FY 16 Bond Interest | 0.00 | 200,000.00 | 0.00 | 200,000.00 | 0.00 | 0.00 | 0.00 | 0.00 | 0.00 | 0.00 | 0.00 |
| FY 17 Bond Interest | 0.00 | 0.00 | 0.00 | 0.00 | 0.00 | 0.00 | 0.00 | 0.00 | 0.00 | 0.00 | 0.00 |
| High School Initial Funding | 0.00 | 551,571.47 | 0.00 | 551,517.72 | 0.00 | 53.75 | 0.00 | 53.75 | 53.75 | 0.00 | 0.00 |
| Total High School Turf Project | 0.00 | 751,571.47 | 0.00 | 751,517.72 | 0.00 | 53.75 | 0.00 | 53.75 | 53.75 | 0.00 | 0.00 |
| Middle School Turf Project | | | | | | | | | | | |
| Middle School Initial Funding | 0.00 | 731,661.53 | 6,815.50 | 731,661.12 | 0.41 | 0.00 | 0.00 | 0.00 | 0.00 | 0.00 | 0.00 |
| Total Locally Funded Projects | 6,233,647.00 | 7,121,087.66 | 4,249,928.45 | 5,918,176.24 | 60,064.21 | 1,142,847.21 | 0.00 | 1,142,847.21 | 9,805.26 | 0.00 | 1,133,041.95 |
| TOTAL | \$81,000,000.00 | \$81,350,173.00 | \$61,303,321.85 | \$78,647,799.76 | \$703,936.39 | \$1,998,436.85 | \$422,439.84 | \$1,575,997.01 | \$145,954.31 | \$0.00 | \$1,430,042.70 |
| | | | | | | | | | \$1,575,997.01 | | |

Strongsville City Schools
\$1,700,000 Excellence in Athletics Project
Expenditure History
as of February 28, 2017

| Project | Original Budget | Prior Years Expense | Year to Date Expenditure | Life to Date Expenditures | Encumbrances | Unencumbered Balance |
|---|------------------------------|---------------------------|--------------------------------|---------------------------------|----------------------|-------------------------|
| High School Turf Project | | | | | | |
| Bond Interest - Fund 004 | \$200,000.00 | \$0.00 | \$200,000.00 | \$200,000.00 | \$0.00 | \$0.00 |
| Initial Funding - Fund 004 | 551,571.47 | 0.00 | 551,517.72 | 551,517.72 | 0.00 | 53.75 |
| FY 16 Fundraising - Fund 019 | 216,767.00 | 18,729.10 | 198,037.90 | 216,767.00 | 0.00 | 0.00 |
| Total High School Turf Project | <u>968,338.47</u> | <u>18,729.10</u> | <u>949,555.62</u> | <u>968,284.72</u> | <u>0.00</u> | <u>53.75</u> |
| Middle School Turf Project | | | | | | |
| Initial Funding - Fund 004 | \$731,661.53 | \$6,815.50 | \$724,845.62 | \$731,661.12 | \$0.41 | \$0.00 |
| Total Middle School Turf Project | <u>731,661.53</u> | <u>6,815.50</u> | <u>724,845.62</u> | <u>731,661.12</u> | <u>0.41</u> | <u>0.00</u> |
| TOTAL | <u>\$1,700,000.00</u> | <u>\$25,544.60</u> | <u>\$1,674,401.24</u> | <u>\$1,699,945.84</u> | <u>\$0.41</u> | <u>\$53.75</u> |
| Fund Breakdown | | | | | | |
| Fund 004 | \$1,483,233.00 | \$6,815.50 | \$1,476,363.34 | \$1,483,178.84 | \$0.41 | \$53.75 |
| Fund 019 | 216,767.00 | 18,729.10 | 198,037.90 | 216,767.00 | 0.00 | 0.00 |
| TOTAL | <u>\$1,700,000.00</u> | <u>\$25,544.60</u> | <u>\$1,674,401.24</u> | <u>\$1,699,945.84</u> | <u>\$0.41</u> | <u>\$53.75</u> |

STRONGSVILLE CITY SCHOOLS
 Financial Report by Fund
 FINSUMM (ALL FUNDS) - FEB 2017

| Begin Balance | MTD Receipts | FYTD Receipts | MTD Expenditures | FYTD Expenditures | Current Fund Balance | Current Encumbrances | Unencumbered Fund Balance |
|--|---------------|---------------|------------------|-------------------|----------------------|----------------------|---------------------------|
| TOTAL FOR Fund 001 - GENERAL: | | | | | | | |
| 18,366,730.04 | 20,962,517.25 | 60,106,476.36 | 5,287,957.85 | 43,601,111.77 | 34,872,094.63 | 2,126,953.26 | 32,745,141.37 |
| TOTAL FOR Fund 002 - BOND RETIREMENT: | | | | | | | |
| 5,230,835.72 | 1,533,864.95 | 3,932,125.19 | 0.00 | 2,881,928.15 | 6,281,032.76 | 1,453,231.25 | 4,827,801.51 |
| TOTAL FOR Fund 003 - PERMANENT IMPROVEMENT: | | | | | | | |
| 337,672.10 | 417,337.21 | 1,272,248.24 | 449,704.27 | 870,633.30 | 739,287.04 | 140,724.60 | 598,562.44 |
| TOTAL FOR Fund 004 - BUILDING: | | | | | | | |
| 20,051,941.41 | 13,330.39 | 95,168.21 | 921,107.87 | 17,344,477.91 | 2,802,631.71 | 703,936.39 | 2,098,695.32 |
| TOTAL FOR Fund 006 - FOOD SERVICE: | | | | | | | |
| 278,904.71 | 161,842.74 | 972,970.08 | 159,220.54 | 1,219,209.82 | 32,664.97 | 437,577.97 | 404,913.00- |
| TOTAL FOR Fund 009 - UNIFORM SCHOOL SUPPLIES: | | | | | | | |
| 27,094.86 | 31,347.30 | 331,986.41 | 3,264.47 | 260,246.28 | 98,834.99 | 28,394.22 | 70,440.77 |
| TOTAL FOR Fund 014 - ROTARY-INTERNAL SERVICES: | | | | | | | |
| 113,324.24 | 4,959.84 | 65,616.19 | 3,556.49 | 73,421.73 | 105,518.70 | 51,232.00 | 54,286.70 |
| TOTAL FOR Fund 018 - PUBLIC SCHOOL SUPPORT: | | | | | | | |
| 158,062.37 | 1,764.09 | 80,608.53 | 7,436.26 | 90,229.16 | 148,441.74 | 26,493.28 | 121,948.46 |
| TOTAL FOR Fund 019 - OTHER GRANT: | | | | | | | |
| 273,385.49 | 1,250.54 | 239,199.15 | 1,393.56 | 224,952.35 | 287,632.29 | 2,353.52 | 285,278.77 |
| TOTAL FOR Fund 020 - SPECIAL ENTERPRISE FUND: | | | | | | | |
| 0.00 | 0.00 | 0.00 | 0.00 | 0.00 | 0.00 | 0.00 | 0.00 |
| TOTAL FOR Fund 022 - DISTRICT AGENCY: | | | | | | | |
| 1,321.22 | 0.00 | 56,624.00 | 0.00 | 56,624.00 | 1,321.22 | 20,000.00 | 18,678.78- |
| TOTAL FOR Fund 023 - SELF-INSURANCE FUND: | | | | | | | |
| 0.00 | 559.95 | 5,224.95 | 0.00 | 118.75 | 5,106.20 | 881.25 | 4,224.95 |
| TOTAL FOR Fund 024 - EMPLOYEE BENEFITS SELF INS.: | | | | | | | |
| 3,165,806.71 | 857,456.65 | 6,603,541.80 | 790,811.84 | 6,060,459.22 | 3,708,889.29 | 900,274.60 | 2,808,614.69 |
| TOTAL FOR Fund 031 - UNDERGROUND STORAGE TANK FUND | | | | | | | |
| 0.00 | 0.00 | 0.00 | 0.00 | 0.00 | 0.00 | 0.00 | 0.00 |
| TOTAL FOR Fund 035 - TERMINATION BENEFITS - HB426: | | | | | | | |
| 858,117.83 | 0.00 | 0.00 | 0.00 | 891,344.78 | 33,226.95- | 0.00 | 33,226.95- |
| TOTAL FOR Fund 200 - STUDENT MANAGED ACTIVITY: | | | | | | | |
| 133,110.46 | 11,641.03 | 98,732.17 | 6,231.29 | 72,934.42 | 158,908.21 | 11,291.14 | 147,617.07 |

*** NOTE!! ONLY ACTIVE ACCOUNTS HAVE BEEN SELECTED, TOTALS MAY EXCLUDE AMOUNTS THAT ARE RELATED TO INACTIVE ACCOUNTS.

STRONGSVILLE CITY SCHOOLS
 Financial Report by Fund
 FINSUMM (ALL FUNDS) - FEB 2017

| Begin Balance | MTD Receipts | FYTD Receipts | MTD Expenditures | FYTD Expenditures | Current Fund Balance | Current Encumbrances | Unencumbered Fund Balance |
|--|--------------|---------------|------------------|-------------------|----------------------|----------------------|---------------------------|
| TOTAL FOR Fund 300 - DISTRICT MANAGED ACTIVITY: | | | | | | | |
| 258,027.73 | 25,837.84 | 435,369.90 | 34,983.13 | 367,968.90 | 325,428.73 | 66,771.70 | 258,657.03 |
| TOTAL FOR Fund 401 - AUXILIARY SERVICES: | | | | | | | |
| 64,544.25 | 279,028.43 | 580,915.09 | 67,410.32 | 342,399.80 | 303,059.54 | 176,348.26 | 126,711.28 |
| TOTAL FOR Fund 432 - MANAGEMENT INFORMATION SYSTEM | | | | | | | |
| 0.00 | 0.00 | 0.00 | 0.00 | 0.00 | 0.00 | 0.00 | 0.00 |
| TOTAL FOR Fund 450 - SCHOOLNET EQUIP/INFRASTRUCTUR | | | | | | | |
| 0.00 | 0.00 | 0.00 | 0.00 | 0.00 | 0.00 | 0.00 | 0.00 |
| TOTAL FOR Fund 451 - DATA COMMUNICATION FUND: | | | | | | | |
| 24,300.00 | 0.00 | 6,300.00 | 0.00 | 24,300.00 | 6,300.00 | 0.00 | 6,300.00 |
| TOTAL FOR Fund 463 - ALTERNATIVE SCHOOLS: | | | | | | | |
| 0.00 | 3,666.00 | 38,480.75 | 740.00 | 39,220.75 | 740.00- | 620.00 | 1,360.00- |
| TOTAL FOR Fund 499 - MISCELLANEOUS STATE GRANT FUN | | | | | | | |
| 0.00 | 2,000.00 | 14,000.00 | 2,000.00 | 16,000.00 | 2,000.00- | 0.00 | 2,000.00- |
| TOTAL FOR Fund 506 - RACE TO THE TOP: | | | | | | | |
| 0.00 | 0.00 | 0.00 | 0.00 | 0.00 | 0.00 | 0.00 | 0.00 |
| TOTAL FOR Fund 516 - IDEA PART B GRANTS: | | | | | | | |
| 363.02 | 119,216.60 | 665,643.99 | 121,344.56 | 787,351.57 | 121,344.56- | 110,793.99 | 232,138.55- |
| TOTAL FOR Fund 532: | | | | | | | |
| 0.00 | 0.00 | 0.00 | 0.00 | 0.00 | 0.00 | 0.00 | 0.00 |
| TOTAL FOR Fund 533 - TITLE II D - TECHNOLOGY: | | | | | | | |
| 0.00 | 0.00 | 0.00 | 0.00 | 0.00 | 0.00 | 0.00 | 0.00 |
| TOTAL FOR Fund 551 - LIMITED ENGLISH PROFICIENCY: | | | | | | | |
| 0.00 | 206.66 | 15,278.49 | 2,234.00 | 17,757.75 | 2,479.26- | 13,599.01 | 16,078.27- |
| TOTAL FOR Fund 572 - TITLE I DISADVANTAGED CHILDRE | | | | | | | |
| 30,090.71- | 36,453.38 | 294,943.15 | 39,899.53 | 315,651.82 | 50,799.38- | 16,388.23 | 67,187.61- |
| TOTAL FOR Fund 587 - IDEA PRESCHOOL-HANDICAPPED: | | | | | | | |
| 0.00 | 9,807.46 | 27,456.96 | 0.00 | 29,071.63 | 1,614.67- | 0.00 | 1,614.67- |
| TOTAL FOR Fund 590 - IMPROVING TEACHER QUALITY: | | | | | | | |
| 5,732.62 | 7,029.04 | 76,041.74 | 6,662.54 | 77,537.05 | 4,237.31 | 15,220.51 | 10,983.20- |
| TOTAL FOR Fund 599 - MISCELLANEOUS FED. GRANT FUND | | | | | | | |
| 0.00 | 0.00 | 0.00 | 0.00 | 0.00 | 0.00 | 0.00 | 0.00 |

*** NOTE!! ONLY ACTIVE ACCOUNTS HAVE BEEN SELECTED, TOTALS MAY EXCLUDE AMOUNTS THAT ARE RELATED TO INACTIVE ACCOUNTS.

Date: 03/02/2017
Time: 9:05 am

STRONGSVILLE CITY SCHOOLS
Financial Report by Fund
FINSUMM (ALL FUNDS) - FEB 2017

Page: 3
(FINSUM)

| Begin Balance | MTD Receipts | FYTD Receipts | MTD Expenditures | FYTD Expenditures | Current Fund Balance | Current Encumbrances | Unencumbered Fund Balance |
|---------------|---------------|---------------|------------------|-------------------|----------------------|----------------------|---------------------------|
| GRAND TOTALS: | | | | | | | |
| 49,319,184.07 | 24,481,117.35 | 76,014,951.35 | 7,905,958.52 | 75,664,950.91 | 49,669,184.51 | 6,303,085.18 | 43,366,099.33 |

*** NOTE!! ONLY ACTIVE ACCOUNTS HAVE BEEN SELECTED, TOTALS MAY EXCLUDE AMOUNTS THAT ARE RELATED TO INACTIVE ACCOUNTS.

STRONGSVILLE CITY SCHOOLS
 Revenue Account Summary
 SORTED BY FUND/RCPT 1DIG
 G/F, BR, PI REVENUE - FEB 2017

| Account Number | Description | | FYTD Actual Receipts | MTD Actual Receipts | YTD Actual Receipts | FYTD Balance Receivable | FYTD Percent Received |
|--------------------------|---|---------------|----------------------|---------------------|---------------------|-------------------------|-----------------------|
| FND RCPT SCC SUBJ OU | | | Receivable | Receipts | Receipts | | |
| 001 1111 0000 000000 000 | REAL ESTATE PROPERTY TAX | 48,943,766.00 | 47,629,930.30 | 20,041,000.00 | 24,524,000.00 | 1,313,835.70 | 97.32 |
| 001 1122 0000 000000 000 | TANGIBLE PERSONAL PROPERTY TAX | 0.00 | 2,988.39 | 0.00 | 0.00 | 2,988.39- | 0.00 |
| 001 1211 0000 000000 000 | TUITION PARENTS - PRESCHOOL | 65,000.00 | 44,860.00 | 10,360.00 | 18,060.00 | 20,140.00 | 69.02 |
| 001 1212 0000 000000 000 | TUITION PARENTS - SUMMER SCHOOL | 500.00 | 0.00 | 0.00 | 0.00 | 500.00 | 0.00 |
| 001 1219 0000 000000 000 | TUITION - FULL-DAY KINDERGARTEN | 235,000.00 | 268,877.27 | 4,736.03 | 94,999.81 | 33,877.27- | 114.42 |
| 001 1221 0000 000000 000 | TUITION - SF14 | 230,000.00 | 119,999.31 | 0.00 | 0.00 | 110,000.69 | 52.17 |
| 001 1223 0000 000000 000 | TUITION - SF14-H SPECIAL EDUCATION | 75,000.00 | 53,080.64 | 0.00 | 0.00 | 21,919.36 | 70.77 |
| 001 1229 0000 000000 000 | EXCESS COST - SF6 | 0.00 | 808.15 | 0.00 | 0.00 | 808.15- | 0.00 |
| 001 1410 0000 000000 000 | INTEREST - GENERAL FUND | 20,000.00 | 45,767.39 | 15,906.09 | 27,631.93 | 25,767.39- | 228.84 |
| 001 1635 0000 000000 340 | SPORTS PAY TO PARTICIPATE - SMS | 50,000.00 | 27,800.00 | 0.00 | 200.00- | 22,200.00 | 55.60 |
| 001 1635 0000 000000 360 | SPORTS PAY TO PARTICIPATE - HIGH SCHOOL | 150,000.00 | 127,971.00 | 6,400.00 | 6,600.00 | 22,029.00 | 85.31 |
| 001 1710 0000 000000 000 | STUDENT FEES | 0.00 | 511.39 | 403.39 | 511.39 | 511.39- | 0.00 |
| 001 1740 0000 000000 000 | PRIOR YEAR STUDENT FEES | 100,000.00 | 26,807.38 | 3,629.45 | 6,220.33 | 73,192.62 | 26.81 |
| 001 1740 0000 000000 210 | GENERAL ED / TECHNOLOGY FEE - CHAPMAN | 0.00 | 3,550.00 | 125.00 | 600.00 | 3,550.00- | 0.00 |
| 001 1740 0000 000000 225 | GENERAL ED / TECHNOLOGY FEE - KINSNER | 0.00 | 10,266.68 | 550.00 | 2,100.00 | 10,266.68- | 0.00 |
| 001 1740 0000 000000 230 | GENERAL ED / TECHNOLOGY FEE - MURASKI | 0.00 | 4,862.50 | 225.00 | 675.00 | 4,862.50- | 0.00 |

Date: 03/02/17
 Time: 9:10 am

STRONGSVILLE CITY SCHOOLS
 Revenue Account Summary
 SORTED BY FUND/RCPT 1DIG
 G/F, BR, PI REVENUE - FEB 2017

Page: 2
 (REVSUM)

| Account Number | Description | | | | | FYTD Actual Receipts | MTD Actual Receipts | YTD Actual Receipts | FYTD Balance Receivable | FYTD Percent Received | |
|--------------------------|---|--|--|--|--|----------------------|---------------------|---------------------|-------------------------|-----------------------|--------|
| FND RCPT SCC SUBJ OU | | | | | | Receivable | | | | | |
| 001 1740 0000 000000 240 | GENERAL ED / TECHNOLOGY FEE - SURRARRER | | | | | 0.00 | 4,018.00 | 268.00 | 693.00 | 4,018.00- | 0.00 |
| 001 1740 0000 000000 250 | GENERAL ED / TECHNOLOGY FEE - WHITNEY | | | | | 0.00 | 3,945.00 | 400.00 | 1,100.00 | 3,945.00- | 0.00 |
| 001 1740 0000 000000 340 | GENERAL ED / TECHNOLOGY FEE - SMS | | | | | 0.00 | 6,555.00 | 2,580.00 | 2,905.00 | 6,555.00- | 0.00 |
| 001 1740 0000 000000 360 | GENERAL ED / TECHNOLOGY FEE - HIGH SCHOOL | | | | | 0.00 | 32,820.99 | 2,791.32 | 6,145.99 | 32,820.99- | 0.00 |
| 001 1790 0000 000000 340 | ATHLETIC TRAINER FEE-SMS | | | | | 4,000.00 | 2,528.00 | 0.00 | 0.00 | 1,472.00 | 63.20 |
| 001 1790 0000 000000 360 | ATHLETIC TRAINER FEE-HIGH SCHOOL | | | | | 12,000.00 | 10,760.00 | 480.00 | 720.00 | 1,240.00 | 89.67 |
| 001 1820 0000 000000 000 | GENERAL FUND - DONATIONS | | | | | 1,000.00 | 24.47 | 0.87 | 2.87 | 975.53 | 2.45 |
| 001 1832 0000 000000 000 | SERVICE - OTHER DISTRICTS | | | | | 21,000.00 | 23,225.14 | 23,225.14 | 23,225.14 | 2,225.14- | 110.60 |
| 001 1833 0000 000000 000 | CUSTOMER SERVICE (TRANSCRIPTS, ETC) | | | | | 4,000.00 | 4,765.47 | 520.05 | 878.36 | 765.47- | 119.14 |
| 001 1851 0000 000000 000 | VENDING MACHINE COMMISSION | | | | | 3,000.00 | 2,002.29 | 334.17- | 531.38 | 997.71 | 66.74 |
| 001 1852 0000 000000 000 | TELEPHONE/CELL TOWER COMMISSIONS | | | | | 36,500.00 | 28,387.53 | 3,473.47 | 12,262.49 | 8,112.47 | 77.77 |
| 001 1890 0000 000000 000 | MISCELLANEOUS REVENUE | | | | | 20,000.00 | 20,919.29 | 3,548.44 | 3,798.08 | 919.29- | 104.60 |
| 001 1932 0000 000000 000 | COMPENSATION FOR LOSS OF ASSETS | | | | | 1,000.00 | 0.00 | 0.00 | 0.00 | 1,000.00 | 0.00 |
| 001 1933 0000 000000 000 | SALE OF PERSONAL PROPERTY | | | | | 15,000.00 | 24,010.63 | 121.98 | 135.43 | 9,010.63- | 160.07 |
| 001 2400 0000 000000 000 | REVENUE IN LIEU OF TAXES/TAX ABATEMENTS | | | | | 2,100,000.00 | 1,036,970.15 | 0.00 | 0.00 | 1,063,029.85 | 49.38 |
| 001 3110 0000 000000 000 | BASIC STATE AID - MONTHLY FOUNDATION | | | | | 11,747,250.00 | 6,671,235.81 | 794,158.36 | 1,582,495.68 | 5,076,014.19 | 56.79 |

STRONGSVILLE CITY SCHOOLS
 Revenue Account Summary
 SORTED BY FUND/RCPT 1DIG
 G/F, BR, PI REVENUE - FEB 2017

| Account Number | Description | | FYTD Actual Receipts | MTD Actual Receipts | YTD Actual Receipts | FYTD Balance Receivable | FYTD Percent Received |
|------------------------------------|--|---------------|----------------------|---------------------|---------------------|-------------------------|-----------------------|
| FND RCPT SCC SUBJ OU | | | Receivable | | | | |
| 001 3131 0000 000000 000 | STATE ROLLBACK PAYMENTS | 4,904,008.00 | 2,450,552.94 | 0.00 | 0.00 | 2,453,455.06 | 49.97 |
| 001 3132 0000 000000 000 | STATE HOMESTEAD EXEMPTION PAYMENTS | 1,142,405.00 | 575,343.99 | 0.00 | 0.00 | 567,061.01 | 50.36 |
| 001 3135 0000 000000 000 | TANGIBLE PERSONAL PROPERTY TAX LOSS | 861,825.00 | 428,716.21 | 0.00 | 0.00 | 433,108.79 | 49.75 |
| 001 3190 0000 000000 000 | MISC UNRESTRICTED FUNDS | 274,380.00 | 269,586.03 | 0.00 | 129,392.64 | 4,793.97 | 98.25 |
| 001 3211 0000 000000 000 | ECON. DISAD. FUNDING | 45,137.00 | 32,694.63 | 4,007.21 | 9,304.73 | 12,442.37 | 72.43 |
| 001 3219 0000 000000 000 | CAREER TECH EDUCATION FUNDING | 17,757.00 | 15,714.24 | 5,510.74 | 6,941.39 | 2,042.76 | 88.50 |
| 001 3300 0000 000000 000 | CATASTROPHIC COSTS REIMBURSEMENT FROM STATE | 250,000.00 | 0.00 | 0.00 | 0.00 | 250,000.00 | 0.00 |
| 001 4120 0000 000000 000 | FEDERAL UNRESTRICTED MEDICAID OH HEALTH PLAN | 115,000.00 | 56,159.43 | 32,578.17 | 40,176.27 | 58,840.57 | 48.83 |
| 001 4210 0000 220000 360 | JROTC INSTRUCTOR SUPPLEMENT - SHS | 0.00 | 31,296.07 | 6,015.82 | 11,581.79 | 31,296.07- | 0.00 |
| 001 5300 0000 000000 000 | REFUND OF PRIOR YEAR'S EXPENDITURE | 7,000.00 | 6,164.65 | 163.11- | 0.00 | 835.35 | 88.07 |
| *****TOTAL FOR FUND 001 (GENERAL): | | | | | | | |
| Ex Tr/Ad | | 71,451,528.00 | 60,106,476.36 | 20,962,517.25 | 26,513,488.70 | 11,345,051.64 | 84.12 |
| In Tr/Ad | | 71,451,528.00 | 60,106,476.36 | 20,962,517.25 | 26,513,488.70 | 11,345,051.64 | 84.12 |
| ===== | | | | | | | |
| 002 1111 0000 000000 000 | BOND RETIREMENT - REAL ESTATE PROPERTY TAX | 3,766,355.00 | 3,678,506.62 | 1,531,000.00 | 1,899,000.00 | 87,848.38 | 97.67 |
| 002 1122 0000 000000 000 | BOND RETIREMENT - TANGIBLE PERSONAL PROP TAX | 0.00 | 115.26 | 0.00 | 0.00 | 115.26- | 0.00 |
| 002 1410 0000 000000 000 | BOND RETIREMENT - INTEREST | 5,000.00 | 9,671.79 | 2,864.95 | 5,764.52 | 4,671.79- | 193.44 |
| 002 3131 0000 000000 000 | BOND RETIREMENT STATE ROLLBACK PAYMENTS | 400,000.00 | 197,470.34 | 0.00 | 0.00 | 202,529.66 | 49.37 |

Date: 03/02/17
 Time: 9:10 am

STRONGSVILLE CITY SCHOOLS
 Revenue Account Summary
 SORTED BY FUND/RCPT 1DIG
 G/F, BR, PI REVENUE - FEB 2017

| Account Number | | | | | Description | FYTD | MTD | YTD | FYTD | FYTD |
|--|-------|------|--------|-----|---|---------------|---------------|---------------|---------------|----------|
| FND | RCPT | SCC | SUBJ | OU | | Actual | Actual | Actual | Balance | Percent |
| | | | | | Receivable | Receipts | Receipts | Receipts | Receivable | Received |
| 002 | 3132 | 0000 | 000000 | 000 | BOND RETIREMENT STATE HOMESTEAD EXEMPT PYMT | 100,000.00 | 46,361.18 | 0.00 | 53,638.82 | 46.36 |
| *****TOTAL FOR FUND 002 (BOND RETIREMENT): | | | | | | | | | | |
| Ex | Tr/Ad | | | | | 4,271,355.00 | 3,932,125.19 | 1,533,864.95 | 339,229.81 | 92.06 |
| In | Tr/Ad | | | | | 4,271,355.00 | 3,932,125.19 | 1,533,864.95 | 339,229.81 | 92.06 |
| ===== | | | | | | | | | | |
| 003 | 1122 | 0000 | 000000 | 000 | PERM. IMP. - PERSONAL PROPERTY | 0.00 | 38.42 | 0.00 | 38.42- | 0.00 |
| 003 | 1190 | 0000 | 000000 | 000 | PERM. IMP. - TAXES | 1,041,652.00 | 1,004,803.58 | 417,000.00 | 36,848.42 | 96.46 |
| 003 | 1410 | 0000 | 000000 | 000 | PERM. IMP. - INTEREST | 150.00 | 1,302.26 | 337.21 | 1,152.26- | 868.17 |
| 003 | 1931 | 9002 | 000000 | 000 | SALE OF REAL PROPERTY | 200,000.00 | 198,516.25 | 0.00 | 1,483.75 | 99.26 |
| 003 | 3131 | 0000 | 000000 | 000 | PERM. IMP. - STATE ROLLBACKS | 98,000.00 | 54,737.37 | 0.00 | 43,262.63 | 55.85 |
| 003 | 3132 | 0000 | 000000 | 000 | PERM. IMP. - HOMESTEAD | 27,500.00 | 12,850.36 | 0.00 | 14,649.64 | 46.73 |
| *****TOTAL FOR FUND 003 (PERMANENT IMPROVEMENT): | | | | | | | | | | |
| Ex | Tr/Ad | | | | | 1,367,302.00 | 1,272,248.24 | 417,337.21 | 95,053.76 | 93.05 |
| In | Tr/Ad | | | | | 1,367,302.00 | 1,272,248.24 | 417,337.21 | 95,053.76 | 93.05 |
| ===== | | | | | | | | | | |
| *****GRAND TOTALS: | | | | | | | | | | |
| Ex | Tr/Ad | | | | | 77,090,185.00 | 65,310,849.79 | 22,913,719.41 | 11,779,335.21 | 84.72 |
| In | Tr/Ad | | | | | 77,090,185.00 | 65,310,849.79 | 22,913,719.41 | 11,779,335.21 | 84.72 |
| ===== | | | | | | | | | | |

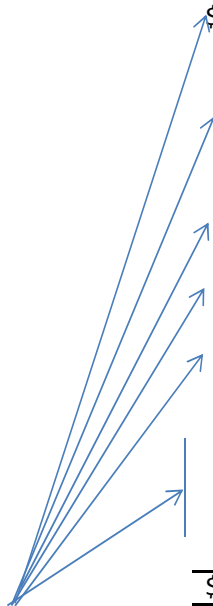
STRONGSVILLE CITY SCHOOLS
INTEREST EARNED & ALLOCATED
FOR THE MONTH OF FEBRUARY 2017

| INSTITUTION | ACCOUNT BALANCE | INTEREST EARNED |
|-------------------------------------|-------------------------|---------------------|
| US BANK PAYROLL (ZBA) | - | - |
| US BANK REGULAR CHECKING | \$ 7,514,597.89 | - |
| US BANK FIELD TURF DONATION ACCOUNT | 100,536.80 | \$ 0.54 |
| US BANK CP SWEEP | 17,356,415.80 | 681.78 |
| STAR PLUS - GENERAL | - | - |
| STAR PLUS - CONSTRUCTION | - | - |
| STAR OHIO - 16238 | 2,133,966.39 | 1,276.22 |
| STAR OHIO - CONSTRUCTION - 32704 | 449,949.53 | 315.51 |
| STAR OHIO - MS RETAINAGE - 75808 | - | - |
| UBS AG INVESTMENTS | 1,950,582.18 | 13,014.88 |
| MEEDER INVESTMENTS | 20,026,303.28 | 17,288.48 |
| ACCOUNT BALANCE / INTEREST | <u>\$ 49,532,351.87</u> | <u>\$ 32,577.41</u> |

=====

| | BALANCE BANK A/C or FUND | INTEREST EARNED by FUND |
|-----------------------------|-----------------------------|----------------------------|
| GENERAL FUND (001) | \$ 34,856,188.54 | \$ 15,906.09 |
| BOND RETIREMENT (002) | | |
| Bond Retirement (Old) | 6,278,167.81 | 2,864.95 |
| Bond Premium | - | - |
| PERMANENT IMPROVEMENT (003) | 738,949.83 | 337.21 |
| CONSTRUCTION (004) | 2,789,301.32 | 13,330.39 |
| FIELD TURF DONATION (019) | 100,536.26 | 0.54 |
| AUXILIARY (401) | | |
| Auxiliary - SJJ | 283,108.90 | 129.19 |
| Auxiliary - LCR | 7,767.50 | 3.54 |
| Auxiliary - CP | 12,044.91 | 5.50 |
| | <u>\$ 45,066,065.07</u> | <u>\$ 32,577.41</u> |

Current Fund Balance
from EOM FINSUMM



STRONGSVILLE CITY SCHOOLS
 Budget Account Summary
 SORTED BY OBJ 1DIG
 G/F BUDGET SUMMARY - FEBRUARY 2017

| FYTD Appropriated | Prior FY Carryover Encumbrances | FYTD Expendable | FYTD Actual Expenditures | MTD Actual Expenditures | Current Encumbrances | FYTD Unencumbered Balance | FYTD Percent Exp/Enc |
|---|---------------------------------------|--------------------|--------------------------------|-------------------------------|-------------------------|---------------------------------|----------------------------|
| *****TOTAL FOR OBJ 1DIG 100 (PERSONAL SERVICES - SALARIES): | | | | | | | |
| 40,452,770.11 | 0.00 | 40,452,770.11 | 26,013,664.84 | 3,255,285.63 | 0.00 | 14,439,105.27 | 64.31 |
| ===== | | | | | | | |
| *****TOTAL FOR OBJ 1DIG 200 (EMPLOYEES RETIRE. & INSUR. BEN): | | | | | | | |
| 16,939,173.63 | 6,763.63 | 16,945,937.26 | 10,671,995.08 | 1,289,801.84 | 15,864.96 | 6,258,077.22 | 63.07 |
| ===== | | | | | | | |
| *****TOTAL FOR OBJ 1DIG 400 (PURCHASED SERVICES): | | | | | | | |
| 8,458,792.16 | 536,735.25 | 8,995,527.41 | 4,346,160.62 | 455,251.89 | 1,661,543.03 | 2,987,823.76 | 66.79 |
| ===== | | | | | | | |
| *****TOTAL FOR OBJ 1DIG 500 (SUPPLIES AND MATERIALS): | | | | | | | |
| 2,202,535.19 | 196,573.59 | 2,399,108.78 | 851,080.05 | 115,730.26 | 282,609.42 | 1,265,419.31 | 47.25 |
| ===== | | | | | | | |
| *****TOTAL FOR OBJ 1DIG 600 (CAPITAL OUTLAY): | | | | | | | |
| 960,518.13 | 244,298.33 | 1,204,816.46 | 585,618.21 | 70,121.16 | 34,977.19 | 584,221.06 | 51.51 |
| ===== | | | | | | | |
| *****TOTAL FOR OBJ 1DIG 800 (MISCELLANEOUS OBJECTS): | | | | | | | |
| 1,906,605.37 | 4,243.64 | 1,910,849.01 | 1,132,592.97 | 101,767.07 | 131,958.66 | 646,297.38 | 66.18 |
| ===== | | | | | | | |
| *****TOTAL FOR OBJ 1DIG 900 (OTHER USES OF FUNDS): | | | | | | | |
| 1,234,500.00 | 0.00 | 1,234,500.00 | 0.00 | 0.00 | 0.00 | 1,234,500.00 | 0.00 |
| ===== | | | | | | | |
| *****GRAND TOTALS: | | | | | | | |
| 72,154,894.59 | 988,614.44 | 73,143,509.03 | 43,601,111.77 | 5,287,957.85 | 2,126,953.26 | 27,415,444.00 | 62.52 |
| ===== | | | | | | | |

STRONGSVILLE CITY SCHOOLS
 Appropriation Account Summary
 SORTED BY FUND
 APPROPRIATION SUMMARY BY FUND - FEB 2017

| FYTD Appropriated | Prior FY Carryover Encumbrances | FYTD Expendable | FYTD Actual Expenditures | MTD Actual Expenditures | Current Encumbrances + Requis Amt | FYTD Unenc Balance less Requis Amt | FYTD Percent Exp/Enc |
|---|---------------------------------------|--------------------|--------------------------------|-------------------------------|---|--|----------------------------|
| *****TOTAL FOR FUND 001 (GENERAL): | | | | | | | |
| 72,154,894.59 | 988,614.44 | 73,143,509.03 | 43,601,111.77 | 5,287,957.85 | 2,140,367.21 | 27,402,030.05 | 62.54 |
| ===== | | | | | | | |
| *****TOTAL FOR FUND 002 (BOND RETIREMENT): | | | | | | | |
| 4,360,362.50 | 200.00 | 4,360,562.50 | 2,881,928.15 | 0.00 | 1,453,231.25 | 25,403.10 | 99.42 |
| ===== | | | | | | | |
| *****TOTAL FOR FUND 003 (PERMANENT IMPROVEMENT): | | | | | | | |
| 1,336,318.76 | 77,224.67 | 1,413,543.43 | 870,633.30 | 449,704.27 | 140,724.60 | 402,185.53 | 71.55 |
| ===== | | | | | | | |
| *****TOTAL FOR FUND 004 (BUILDING): | | | | | | | |
| 3,229,271.53 | 16,817,579.62 | 20,046,851.15 | 17,344,477.91 | 921,107.87 | 703,936.39 | 1,998,436.85 | 90.03 |
| ===== | | | | | | | |
| *****TOTAL FOR FUND 006 (FOOD SERVICE): | | | | | | | |
| 1,905,256.27 | 19,514.21 | 1,924,770.48 | 1,219,209.82 | 159,220.54 | 437,577.97 | 267,982.69 | 86.08 |
| ===== | | | | | | | |
| *****TOTAL FOR FUND 009 (UNIFORM SCHOOL SUPPLIES): | | | | | | | |
| 436,785.79 | 0.00 | 436,785.79 | 260,246.28 | 3,264.47 | 28,394.22 | 148,145.29 | 66.08 |
| ===== | | | | | | | |
| *****TOTAL FOR FUND 014 (ROTARY-INTERNAL SERVICES): | | | | | | | |
| 229,528.24 | 10,023.80 | 239,552.04 | 73,421.73 | 3,556.49 | 56,232.00 | 109,898.31 | 54.12 |
| ===== | | | | | | | |
| *****TOTAL FOR FUND 018 (PUBLIC SCHOOL SUPPORT): | | | | | | | |
| 284,758.17 | 1,131.13 | 285,889.30 | 90,229.16 | 7,436.26 | 26,993.28 | 168,666.86 | 41.00 |
| ===== | | | | | | | |
| *****TOTAL FOR FUND 019 (OTHER GRANT): | | | | | | | |
| 280,962.38 | 220,014.90 | 500,977.28 | 224,952.35 | 1,393.56 | 2,353.52 | 273,671.41 | 45.37 |
| ===== | | | | | | | |
| *****TOTAL FOR FUND 020 (SPECIAL ENTERPRISE FUND): | | | | | | | |
| 0.00 | 0.00 | 0.00 | 0.00 | 0.00 | 0.00 | 0.00 | 0.00 |
| ===== | | | | | | | |

STRONGSVILLE CITY SCHOOLS
 Appropriation Account Summary
 SORTED BY FUND
 APPROPRIATION SUMMARY BY FUND - FEB 2017

| FYTD Appropriated | Prior FY Carryover Encumbrances | FYTD Expendable | FYTD Actual Expenditures | MTD Actual Expenditures | Current Encumbrances + Requis Amt | FYTD Unenc Balance less Requis Amt | FYTD Percent Exp/Enc |
|--|---------------------------------------|--------------------|--------------------------------|-------------------------------|---|--|----------------------------|
| *****TOTAL FOR FUND 022 (DISTRICT AGENCY): | | | | | | | |
| 150,000.00 | 0.00 | 150,000.00 | 56,624.00 | 0.00 | 20,000.00 | 73,376.00 | 51.08 |
| ===== | | | | | | | |
| *****TOTAL FOR FUND 023 (SELF-INSURANCE FUND): | | | | | | | |
| 6,000.00 | 0.00 | 6,000.00 | 118.75 | 0.00 | 881.25 | 5,000.00 | 16.67 |
| ===== | | | | | | | |
| *****TOTAL FOR FUND 024 (EMPLOYEE BENEFITS SELF INS.): | | | | | | | |
| 10,002,500.00 | 0.00 | 10,002,500.00 | 6,060,459.22 | 790,811.84 | 900,274.60 | 3,041,766.18 | 69.59 |
| ===== | | | | | | | |
| *****TOTAL FOR FUND 031 (UNDERGROUND STORAGE TANK FUND): | | | | | | | |
| 0.00 | 0.00 | 0.00 | 0.00 | 0.00 | 0.00 | 0.00 | 0.00 |
| ===== | | | | | | | |
| *****TOTAL FOR FUND 035 (TERMINATION BENEFITS - HB426): | | | | | | | |
| 995,000.00 | 0.00 | 995,000.00 | 891,344.78 | 0.00 | 0.00 | 103,655.22 | 89.58 |
| ===== | | | | | | | |
| *****TOTAL FOR FUND 200 (STUDENT MANAGED ACTIVITY): | | | | | | | |
| 373,778.75 | 0.00 | 373,778.75 | 72,934.42 | 6,231.29 | 13,041.14 | 287,803.19 | 23.00 |
| ===== | | | | | | | |
| *****TOTAL FOR FUND 300 (DISTRICT MANAGED ACTIVITY): | | | | | | | |
| 906,256.47 | 17,503.24 | 923,759.71 | 367,968.90 | 34,983.13 | 75,851.45 | 479,939.36 | 48.04 |
| ===== | | | | | | | |
| *****TOTAL FOR FUND 401 (AUXILIARY SERVICES): | | | | | | | |
| 591,078.19 | 34,674.81 | 625,753.00 | 342,399.80 | 67,410.32 | 184,703.22 | 98,649.98 | 84.23 |
| ===== | | | | | | | |
| *****TOTAL FOR FUND 432 (MANAGEMENT INFORMATION SYSTEM): | | | | | | | |
| 0.00 | 0.00 | 0.00 | 0.00 | 0.00 | 0.00 | 0.00 | 0.00 |
| ===== | | | | | | | |
| *****TOTAL FOR FUND 451 (DATA COMMUNICATION FUND): | | | | | | | |
| 40,500.00 | 0.00 | 40,500.00 | 24,300.00 | 0.00 | 0.00 | 16,200.00 | 60.00 |
| ===== | | | | | | | |

STRONGSVILLE CITY SCHOOLS
 Appropriation Account Summary
 SORTED BY FUND
 APPROPRIATION SUMMARY BY FUND - FEB 2017

| FYTD Appropriated | Prior FY Carryover Encumbrances | FYTD Expendable | FYTD Actual Expenditures | MTD Actual Expenditures | Current Encumbrances + Requis Amt | FYTD Unenc Balance less Requis Amt | FYTD Percent Exp/Enc |
|---|---------------------------------------|--------------------|--------------------------------|-------------------------------|---|--|----------------------------|
| *****TOTAL FOR FUND 463 (ALTERNATIVE SCHOOLS): | | | | | | | |
| 50,919.00 | 1,393.00 | 52,312.00 | 39,220.75 | 740.00 | 620.00 | 12,471.25 | 76.16 |
| *****TOTAL FOR FUND 499 (MISCELLANEOUS STATE GRANT FUND): | | | | | | | |
| 28,000.00 | 0.00 | 28,000.00 | 16,000.00 | 2,000.00 | 0.00 | 12,000.00 | 57.14 |
| *****TOTAL FOR FUND 516 (IDEA PART B GRANTS): | | | | | | | |
| 1,277,713.62 | 15,327.80 | 1,293,041.42 | 787,351.57 | 121,344.56 | 110,793.99 | 394,895.86 | 69.46 |
| *****TOTAL FOR FUND 551 (LIMITED ENGLISH PROFICIENCY): | | | | | | | |
| 74,305.34 | 10,213.95 | 84,519.29 | 17,757.75 | 2,234.00 | 13,599.01 | 53,162.53 | 37.10 |
| *****TOTAL FOR FUND 572 (TITLE I DISADVANTAGED CHILDREN): | | | | | | | |
| 658,792.70 | 5,763.10 | 664,555.80 | 315,651.82 | 39,899.53 | 16,388.23 | 332,515.75 | 49.96 |
| *****TOTAL FOR FUND 587 (IDEA PRESCHOOL-HANDICAPPED): | | | | | | | |
| 30,396.63 | 0.00 | 30,396.63 | 29,071.63 | 0.00 | 0.00 | 1,325.00 | 95.64 |
| *****TOTAL FOR FUND 590 (IMPROVING TEACHER QUALITY): | | | | | | | |
| 161,335.89 | 5,015.70 | 166,351.59 | 77,537.05 | 6,662.54 | 15,220.51 | 73,594.03 | 55.76 |
| *****TOTAL FOR FUND 599 (MISCELLANEOUS FED. GRANT FUND): | | | | | | | |
| 0.00 | 0.00 | 0.00 | 0.00 | 0.00 | 0.00 | 0.00 | 0.00 |
| *****GRAND TOTALS: | | | | | | | |
| 99,564,714.82 | 18,224,194.37 | 117,788,909.19 | 75,664,950.91 | 7,905,958.52 | 6,341,183.84 | 35,782,774.44 | 69.62 |