

Strongsville City Schools

Board Financial Report As Of:
October 31, 2016



District Goals

1. Student Achievement and Growth

2. Financial Prudence

3. Community Engagement

Financial Prudence Throughout the Years

District Cost Savings Efforts - Past, Present, and Future:

Through the Districts proactive diligence, we were able to generate the following savings and efficiencies while still providing an exemplary educational experience for our students:

- Since 2010, the District eliminated six (6) buildings and repurposed one (1) building to save resources and **maximize educational offerings**.
 - Allen closed in 2010; Demolished in 2013.
 - Zellers closed in 2015; Repurposed in 2016
 - Drake, Albion, Center, OPS, and Board Office closed in June 2016; Demolished/Sold by 2017.
- During FY 14, the District switched to a fully insured health care plan. Since the switch, the District has **saved \$2.8 million** through fiscal year 2016 by being on a self-funded plan compared to a fully insured plan.

(Continued to next slide)

Financial Prudence Throughout the Years

District Cost Savings Efforts - Past, Present, and Future (*continued from previous slide*):

- Since 2009, there are **212 less positions** compared to FY 2017, a 23% decline keeping pace with declining enrollment. If enrollment decline continues, the School District projects to reduce 5 positions in FY 2018 and 9 positions in FY 2019.
 - FY 2016 – Reduced 24 positions (all funds). **(\$1.4 million in savings)**
 - FY 2017 – Reducing 26 positions (all funds). **(\$525 thousand in savings)**
 - FY 2018 – Reducing 5 positions (all funds). **(\$374 thousand in savings)**
 - FY 2019 – Reducing 9 positions (all funds). **(\$700 thousand in savings)**

Note: The discrepancy in savings in FY 2017 compared to the other years is due to the type of positions that were reduced. In FY 16, 18, & 19, the majority of the reductions were teaching positions, while in FY 17, the majority of reductions were in Aides. (See next slide)

- Other Cost Efforts:
 - In FY 16, the District implemented Ohio Online Learning Program and now the Strongsville Academy to retain students in the District, which is projected to **save \$200K annually.**

Strongsville City Schools

- General Fund Summary

Monthly Comparison of Revenues & Expenditures October 2014, 2015, & 2016

	October 2014	October 2015	October 2016	Monthly Change from Previous Year	Fiscal Year to Date 2015	Fiscal Year to Date 2016	Fiscal Year to Date 2017	YTD Change from Previous Fiscal Year
Revenue:								
Real Estate Taxes	1,229,329.60	0.00	0.00	0	22,134,163.28	22,613,790.15	23,105,930.30	492,140
Public Utility Personal Property Tax	0.00	15,779.95	2,988.39	(12,792)	0.00	15,779.95	2,988.39	(12,792)
State Aide - Unrestricted	796,906.16	801,701.23	1,102,276.43	300,575	3,370,027.53	3,198,314.79	3,501,879.07	303,564
State Aide - Restricted	5,491.12	4,964.32	5,090.44	126	21,965.07	22,023.98	20,583.40	(1,441)
Property Tax Allocation	0.00	3,016,750.58	3,025,896.93	9,146	7,399.09	3,023,962.70	3,025,896.93	1,934
All Other Revenues	<u>1,024,314.22</u>	<u>117,899.95</u>	<u>54,116.06</u>	<u>(63,784)</u>	<u>1,625,204.68</u>	<u>1,556,749.43</u>	<u>1,744,892.68</u>	<u>188,143</u>
Total Revenues	3,056,041.10	3,957,096.03	4,190,368.25	233,272	27,158,759.65	30,430,621.00	31,402,170.77	971,550
Expenditures:								
Salaries	2,959,613.78	3,061,332.17	3,239,140.76	177,809	13,342,096.08	13,635,712.30	12,709,841.15	(925,871)
Benefits	1,283,575.02	1,310,373.54	1,250,523.91	(59,850)	5,558,901.23	5,682,576.20	5,338,057.69	(344,519)
Purchased Services	592,587.68	534,608.78	730,896.01	196,287	2,132,075.52	2,177,783.09	2,106,464.28	(71,319)
Supplies and Materials	331,259.41	69,316.04	133,067.19	63,751	730,746.72	430,519.28	442,918.59	12,399
Capital Outlay	29,778.95	22,271.73	57,912.89	35,641	42,921.14	241,029.67	393,832.46	152,803
Other Objects	<u>312,458.60</u>	<u>117,650.39</u>	<u>35,014.24</u>	<u>(82,636)</u>	<u>424,657.27</u>	<u>561,392.45</u>	<u>595,231.00</u>	<u>33,839</u>
Total Expenditures	5,509,273.44	5,115,552.65	5,446,555.00	331,002	22,231,397.96	22,729,012.99	21,586,345.17	(1,142,668)
Excess of Revenue over (under)								
Expenditures	(2,453,232.34)	(1,158,456.62)	(1,256,186.75)		4,927,361.69	7,701,608.01	9,815,825.60	

Strongsville City Schools

- General Fund Revenues

Revenues

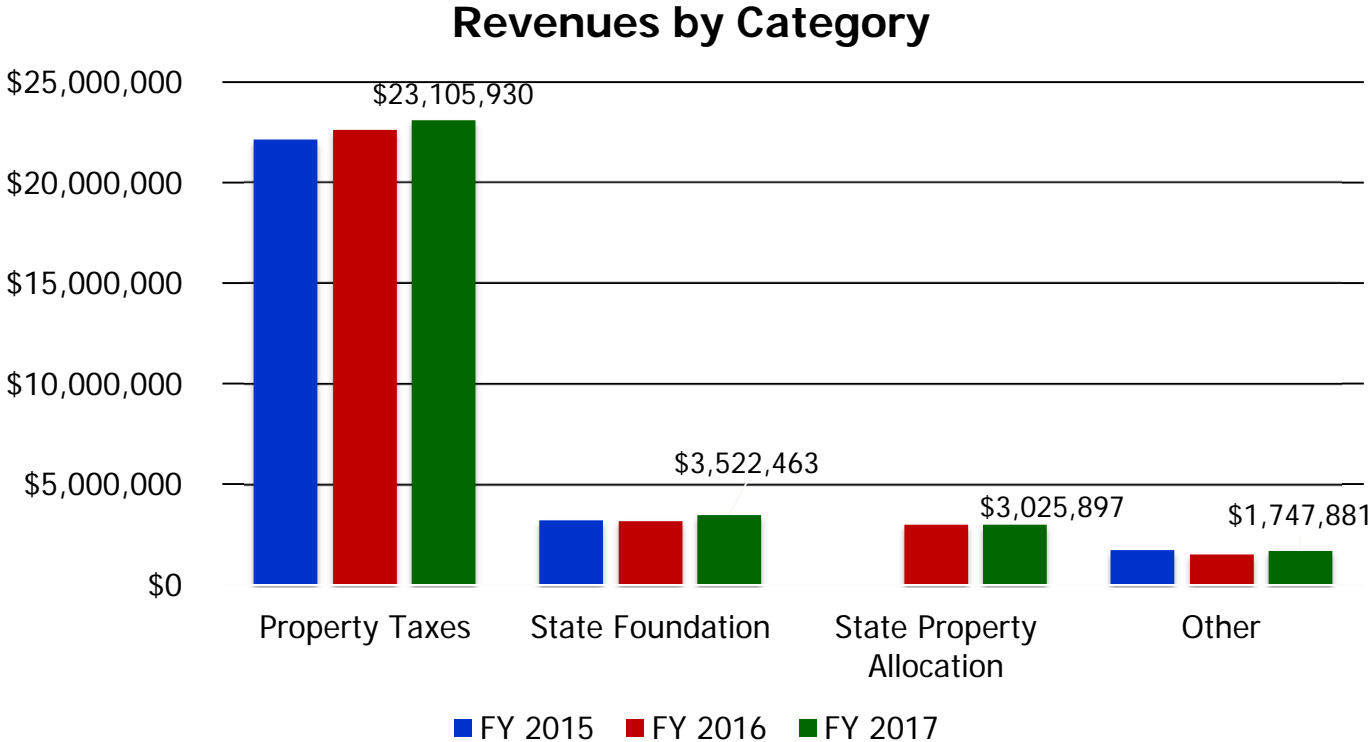
The Strongsville City Schools is forecasting **\$71,451,528** in revenue within the General Funds in the 2016-2017 fiscal year as shown on figure 1. As of **October 31, 2016** the District has received revenue in the amount of \$31,402,171. The District is projecting to receive \$40,186,854 in revenue from November-June for a total projected revenues of \$71,589,058, which would result in \$137,497 revenues above the initial forecast.

FORECASTED REVENUES AND ACTUAL REVENUES						
	A	B	C	D = (B+C)		D-A
	Fiscal Year	Fiscal Year	Projected	Projected		
	2016	2016	Revenue	Total		Over/
	Forecast	Actual	April - June	Revenue		(Under)
Revenues						
Real Property Tax	\$48,943,766	\$23,105,930	\$25,874,986	\$48,980,916	(a)	\$37,150
State Foundation	11,810,144	3,522,463	8,238,879	11,761,342	(b)	(48,802)
Property Tax Homestead and Rollbacks	6,046,413	3,025,897	3,032,508	6,058,405	(c)	11,992
Tangible Personal Property (TPP)	861,825	0	861,825	861,825	(c)	0
TIF Revenue	2,100,000	1,036,970	1,080,363	2,117,333	(d)	17,333
Casino Receipts	274,380	140,193	140,193	280,386	(c)	6,006
Interest	20,000	11,612	27,047	38,659	(c)	18,659
Other Revenues	590,000	131,160	470,577	601,737	(e)	11,737
Sports Pay to Participate	200,000	97,381	130,818	228,199	(c)	28,199
Tuition - From Other Districts	305,000	173,888	148,841	322,729	(c)	17,729
Tuition - Full Day Kindergarten	235,000	142,197	131,277	273,474	(c)	38,474
Tuition - Preschool	65,000	14,480	49,520	64,000	(c)	(1,000)
Total Revenues	\$71,451,528	\$31,402,171	\$40,186,834	\$71,589,005		\$137,477
						ON TARGET
						AT RISK

- The District received \$49,761,999 in general real property taxes in FY16 and has received \$48,943,766 in FY 17. The current collection rate for collection year 2015 increased from 95.8% to 96.6%.
- The District will receive state funding in FY17 based on HB 64.
- These revenues have been received as anticipated.
- The District received \$2,113,540 in TIF revenues in FY16 and is forecasting \$2,100,000 in FY 17.
- Other revenues include cell tower commission, vending commission, sale of property, services provided to other schools, state catastrophic aid, federal medicaid, athletic trainer fees, refunds of prior year expenditures, and other miscellaneous receipts.

Revenues by Category

Figure 2 compares revenue sources to the prior two years as of October. The three years of data will be beneficial for trend analysis performed throughout the year.



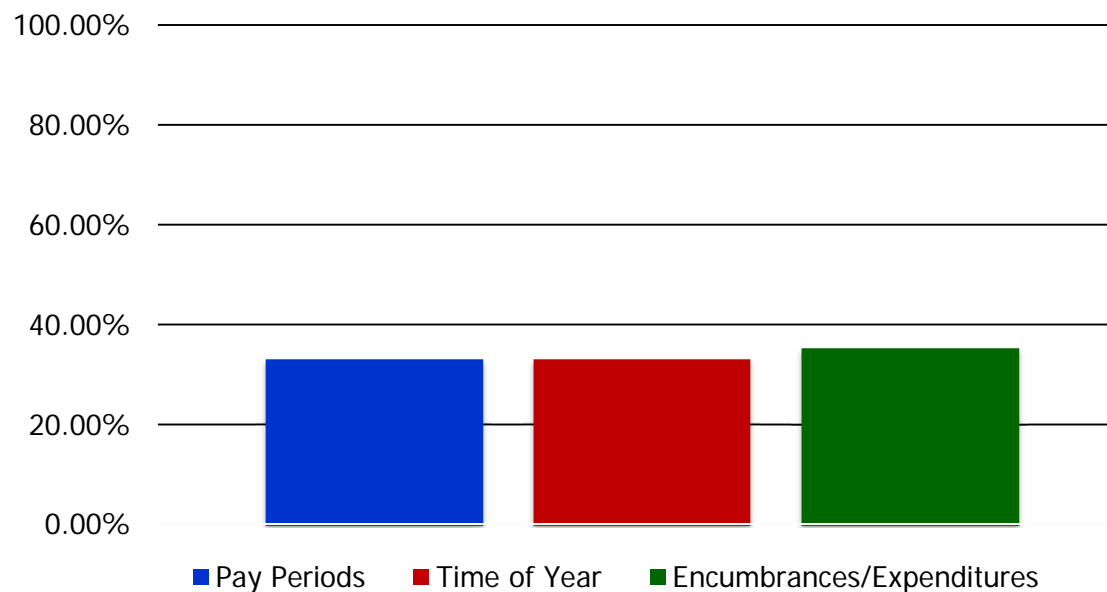
Strongsville City Schools

- General Fund Expenditures

Expenditures

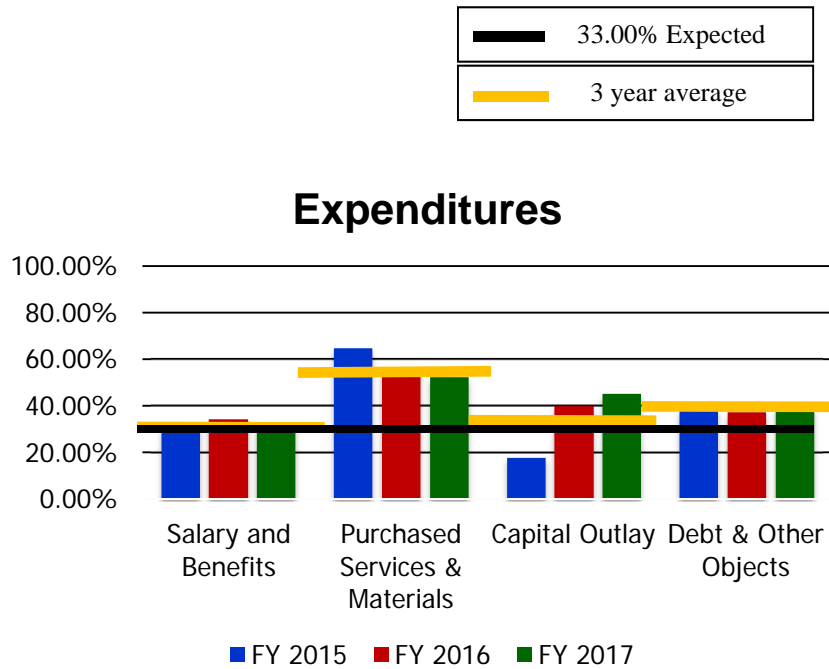
The fiscal year 2017 adopted General Fund budget for the District is \$72,154,895. This budget, coupled with carryover encumbrances of \$988,614, resulted in a \$73,143,509 General Funds appropriation for FY 2017. The following information is a financial update of the status of this appropriation through October 31, 2016.

Through October 31, 2016 the District has expended \$21,586,345 and has outstanding encumbrances of \$4,206,337. This total of \$25,792,682 reflects 35.26% of the District's total appropriation. A statistical spending range for the District is based on two analyses: first, time elapsed is four months or 33.00% of the fiscal year has passed. Secondly, eight of twenty-four (8/24), or 33.0% of the total pay periods have passed.

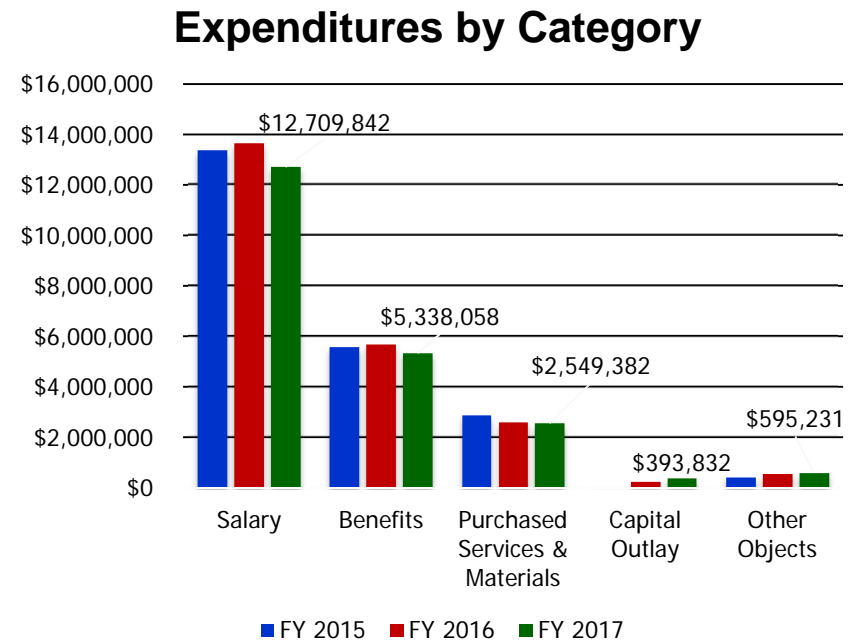


Expenditures Thru October 31

Percent Expended / Encumbered



Expenditures by Category



Strongsville City Schools

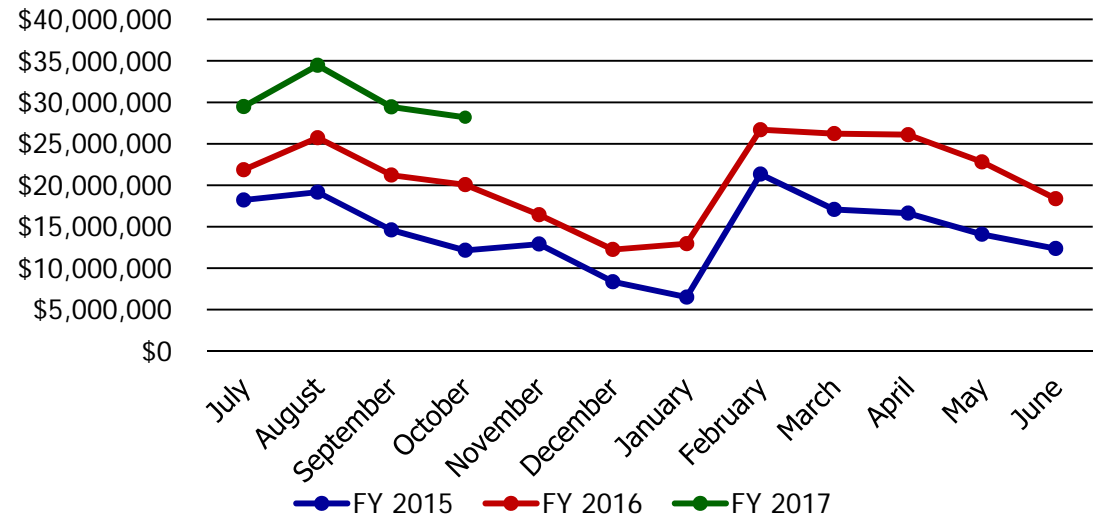
- General Fund Cash Balance

Cash Balance – General Fund

The cash balance as of October 31, 2016 is \$28,182,556. The unencumbered balance as of October 31, 2016 is \$23,976,219.

	FY 2017
Beginning Cash Balance	\$18,366,730
Total Revenues	31,402,171
Total Expenses	21,586,345
Revenue over Expenses	9,815,826
Ending Cash Balance	28,182,556
Encumbrances/Reserves	4,206,337
Unencumbered Balance	<u>\$23,976,219</u>

Cash Balances Last 3 Years



Strongsville City Schools

- Student Fee Balance

Student Fee Balance as of: November 7, 2016

- Schools had from September 19th - October 7th to distribute the fee notices. If fees are not paid by December 22, then we will deactivate their PASS accounts.

Number of Students	Outstanding Fee Balance	
3,184	\$292,562	Current Year
399	\$65,171	Prior Year
	<u>\$357,732</u>	Total

- Of the \$357,732 total, \$292,561 or 82% is from the current year and the remaining \$65,170 or 18% is from prior years.
- Of the prior year balance, 55 students are on payment plan with an outstanding balance of \$17,154

Strongsville City Schools

- Questions?