
**FY 2016-2017 FINANCIAL
STATUS REPORT AS OF:
JULY 31, 2016**



STRONGSVILLE

CITY SCHOOLS

STRONGSVILLE CITY SCHOOL DISTRICT

July 1, 2016-July 31, 2016 Financial Report

Summary

The following spreadsheet shows the revenue and expenditures by month for the General Funds as of July 31, 2016. The total revenues that was forecasted in the May five year forecast is \$71,137,346. The adopted temporary budget approved by the Board in June was \$43,377,629 plus carryover encumbrances of \$988,614 for a total appropriation of \$44,366,243. The annual budget for FY 2017 will be adopted by the Board in September.

	July	August	September	October	November	December
Revenues:						
Property Taxes	\$15,126,000	\$0	\$0	\$0	\$0	\$0
State Foundation	808,694	0	0	0	0	0
State Property Allocation	0	0	0	0	0	0
Other	140,774	0	0	0	0	0
Total Revenues	16,075,468	0	0	0	0	0
Expenditures:						
Salaries	3,062,406	0	0	0	0	0
Benefits	1,274,542	0	0	0	0	0
Purchase Services	465,091	0	0	0	0	0
Materials and Supplies	43,034	0	0	0	0	0
Capital Outlay	8,480	0	0	0	0	0
Other Objects	104,863	0	0	0	0	0
Total Expenditures	4,958,416	0	0	0	0	0
Net Change in Cash	11,117,052	0	0	0	0	0

	January	February	March	April	May	June	Total
Revenues:							
Property Taxes	\$0	\$0	\$0	\$0	\$0	\$0	\$15,126,000
State Foundation	0	0	0	0	0	0	808,694
State Property Allocation	0	0	0	0	0	0	0
Other	0	0	0	0	0	0	140,774
Total Revenues	0	0	0	0	0	0	16,075,468
Expenditures:							
Salaries	0	0	0	0	0	0	3,062,406
Benefits	0	0	0	0	0	0	1,274,542
Purchase Services	0	0	0	0	0	0	465,091
Materials and Supplies	0	0	0	0	0	0	43,034
Capital Outlay	0	0	0	0	0	0	8,480
Other Objects	0	0	0	0	0	0	104,863
Total Expenditures	0	0	0	0	0	0	4,958,416
Net Change in Cash	0	0	0	0	0	0	11,117,052

STRONGSVILLE CITY SCHOOL DISTRICT

July 1, 2016-July 31, 2016 Financial Report

REVENUE

The Strongsville City Schools is forecasting **\$71,137,346** in revenue within the General Funds in the 2016-2017 fiscal year as shown on figure 1. As of **July 31, 2016** the District has received revenue in the amount of \$16,075,468 for FY 2017. The District is projecting to receive \$55,061,878 in revenue in the remaining months of the fiscal year for a total projected revenue of \$71,137,346.

Figure 1

FORECASTED REVENUES AND ACTUAL REVENUES

	A	B	C	D = (B+C)	D-A
	Fiscal Year 2017 Forecast	Fiscal Year 2017 Actual	Projected FY 16 Revenue to receive in FY 17	Projected Total Revenue	Over/ (Under)
Revenues					
Real Property Tax	\$48,637,248	\$15,126,000	\$33,511,248	\$48,637,248	(a) \$0
State Foundation	11,967,179	808,664	11,158,515	11,967,179	(b) 0
Property Tax Homestead and Rollbacks	6,100,403	0	6,100,403	6,100,403	(c) 0
Tangible Personal Property (TPP)	859,992	0	859,992	859,992	(c) 0
TIF Revenue	2,100,000	0	2,100,000	2,100,000	(d) 0
Casino Receipts	263,024	0	263,024	263,024	(c) 0
Interest	20,000	2,290	17,710	20,000	(c) 0
Other Revenues	384,500	38,244	346,256	384,500	(e) 0
Sports Pay to Participate	200,000	7,840	192,160	200,000	(c) 0
Tuition - From Other Districts	305,000	0	305,000	305,000	(c) 0
Tuition - Full Day Kindergarten	235,000	92,150	142,850	235,000	(c) 0
Tuition - Preschool	65,000	280	64,720	65,000	(c) 0
Total Revenues	\$71,137,346	\$16,075,468	\$55,061,878	\$71,137,346	\$0
					ON TARGET
					AT RISK

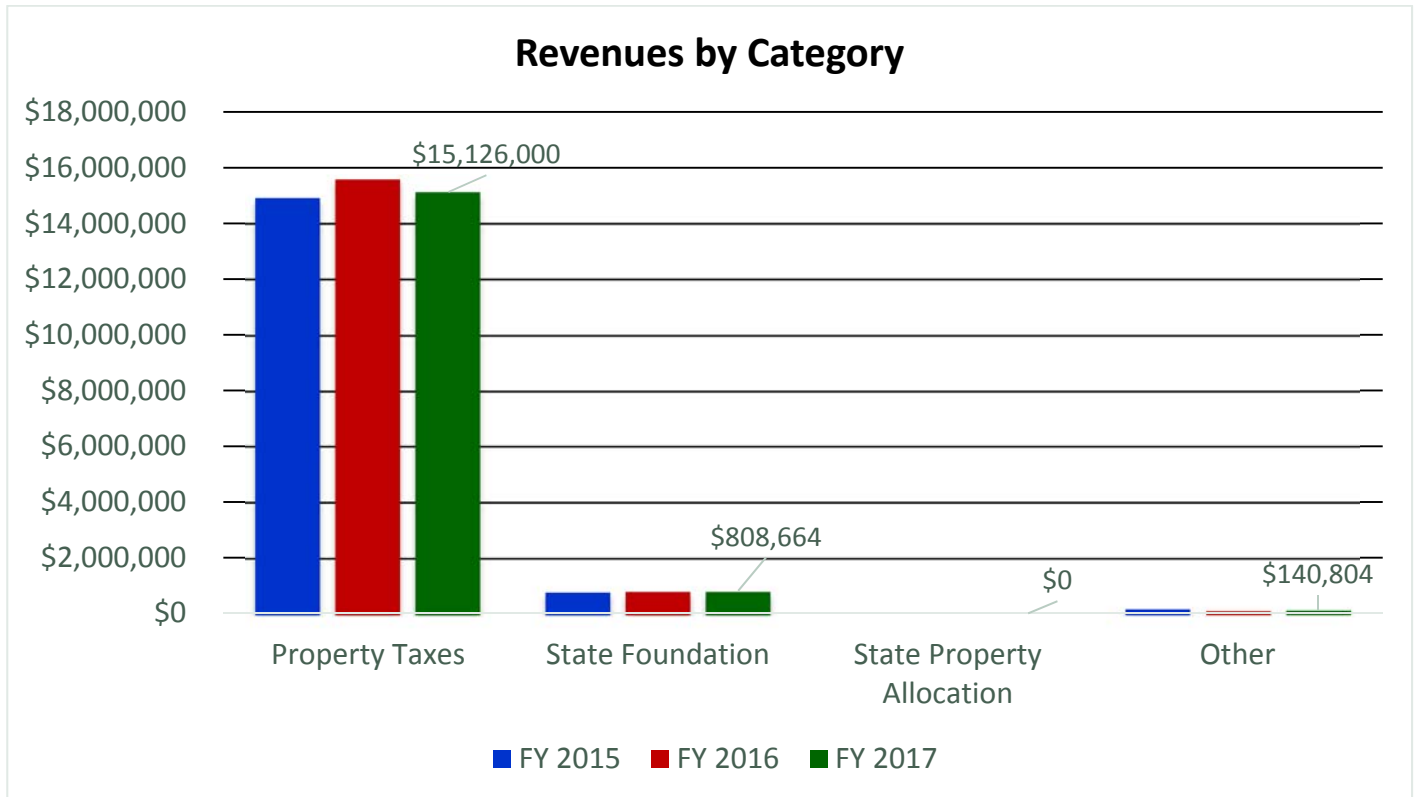
- (a) The District received \$49,746,219 in general real property taxes in FY16 and is forecasting \$48,637,248 in FY 17. Through July 31, 2016 the District has received \$15,126,000 in general property taxes. The current collection rate for collection year 2015 increased from 95.8% to 96.6%.
- (b) The District will receive state funding in FY17 based on HB 64.
- (c) These revenues have been received as anticipated.
- (d) The District received \$2,113,540 in TIF revenues in FY16 and is forecasting to \$2,100,000 in FY 17.
- (e) Other revenues include cell tower commission, vending commission, sale of property, services provided to other schools, state catastrophic aid, federal medicaid, athletic trainer fees, refunds of prior year expenditures, and other miscellaneous receipts.

STRONGSVILLE CITY SCHOOL DISTRICT

July 1, 2016-July 31, 2016 Financial Report

Figure 2 compares revenue sources to the prior two years as of July 30. The three years of data will be beneficial for trend analysis performed throughout the year.

Figure 2



STRONGSVILLE CITY SCHOOL DISTRICT

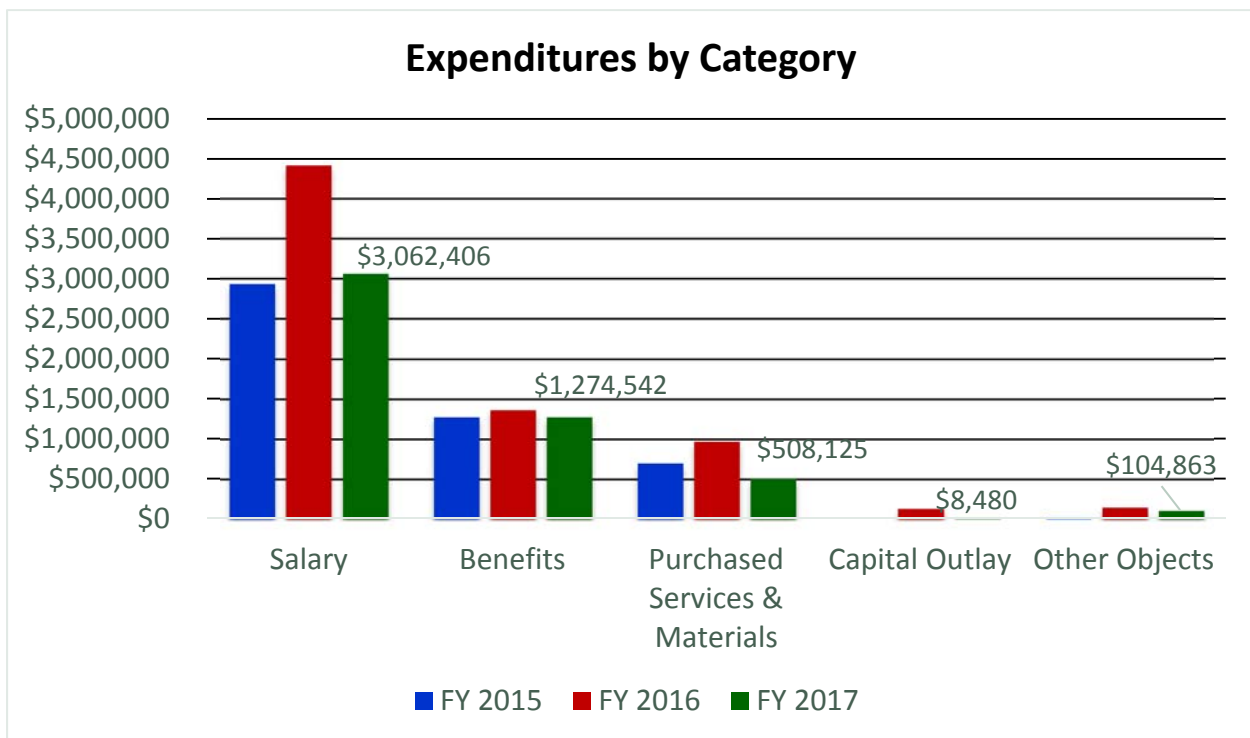
July 1, 2016-July 31, 2016 Financial Report

EXPENDITURES

The fiscal year 2017 adopted General Fund temporary budget for the District is \$43,377,629. This budget, coupled with carryover encumbrances of \$988,614, resulted in a \$43,366,243 General Funds appropriation for FY 2017. The annual budget for FY 2017 will be adopted by the Board in September. The following information is a financial update of the status of this appropriation through July 31, 2016.

Through July 31, 2016 the District has expended \$4,958,416 and has outstanding encumbrances of \$5,084,965.

Figure 3



As Figure 3 illustrates, salaries are lower than last year for this time of year which is due July 2015 had 3 payrolls in the month vs July 2016 which had 2 payrolls within the month. Salaries averaged \$1.5 million in July which is slightly less to the \$1.6 million in June. Benefits are slightly less compared to last year which is primarily due to the impact of decrease in positions and increase in healthcare cost. Health care premiums are forecasted to increase by 10% in FY 17.

STRONGSVILLE CITY SCHOOL DISTRICT

July 1, 2016-July 31, 2016 Financial Report

The current year Purchased Services, Materials, and Capital Outlay expenditures are slightly less compared to prior years. These expenditures vary from year to year base on the timing of when goods are needed and the invoices are paid and received. In addition many of the annual contracts are encumbered at the beginning of the fiscal year and then spent down during the year. This is consistent with prior years and the cyclical nature of school operations.

It should be noted that the vast majority of on-going construction and permanent improvements projects are accounted for in other funds and therefore not reflected in the encumbrances/expenditures above.

Finally, the debt service and other objects category of encumbrance/expenditures, which mainly reflects the payment of principal and interest for the energy conservation and facility improvements debt, treasurer and auditor fees, and the transfer of monies to other District funds (as required by State regulations), is as expected as of July 31, 2016. Debt payments occur in November and May while the transfer of monies to other funds will occur in June.

STRONGSVILLE CITY SCHOOL DISTRICT

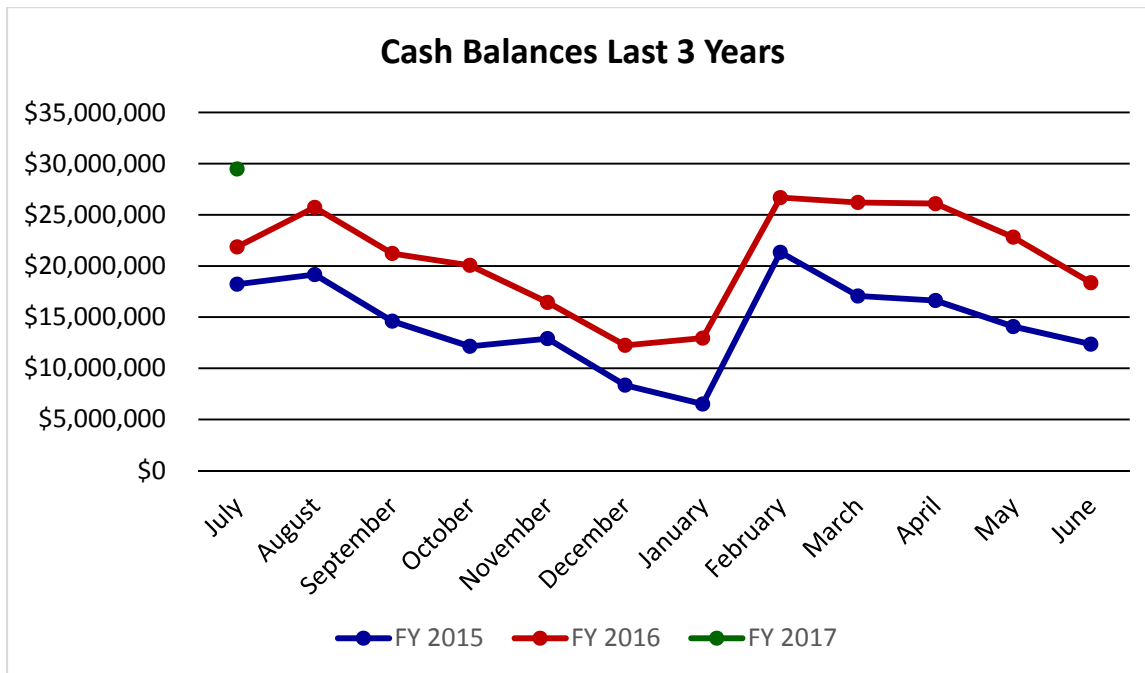
July 1, 2016-July 31, 2016 Financial Report

CASH BALANCES

The cash balance as of July 31, 2016 is \$29,483,782. The unencumbered balance as of July 31, 2016 is \$24,398,817. See Figure 6 for details.

Figure 6

	FY 2017
Beginning Cash Balance	\$18,366,730
Total Revenues	16,075,468
Total Expenses	4,958,416
Revenue over Expenses	11,117,052
Ending Cash Balance	29,483,782
Encumbrances/Reserves	5,084,965
Unencumbered Balance	\$24,398,817



Strongsville City Schools

Monthly Financial Reports for July, 2016

To the Board of Education – APPENDIXES

- Monthly comparison – a comparison of the General Fund revenues and expenditures for the month most recently closed and the fiscal year to date; also includes the same month and fiscal year to date for the two previous years
- Bond Issue Expenditure History
- Excellence in Athletics Expenditure History
- Financial report by fund – shows the monthly and fiscal year to date total revenues and expenditures, of all funds, for the most recent month. Current fund balance reflects the cash in the bank by fund
- Revenue account summary – reflects revenue accounts for General Fund, Bond Retirement and Permanent Improvement funds, month and year to date
- Interest earnings for the month
- Budget account summary – All funds expenditures for the most recent month and fiscal year to date
- Appropriation account summary – shows the current budget (FYTD Appropriation), most recent month and fiscal year to date expenditures for all funds

Strongsville City School District
Monthly Comparison of Revenues & Expenditures
July 2014, 2015 & 2016
and Fiscal Year to Date

	July 2014	July 2015	July 2016	Monthly Change from Previous Year	Fiscal Year to Date 2015	Fiscal Year to Date 2016	Fiscal Year to Date 2017	YTD Change from Previous Fiscal Year
Revenue:								
Real Estate Taxes	14,922,492.98	15,598,000.00	15,126,000.00	(472,000.00)	14,922,492.98	15,598,000.00	15,126,000.00	(472,000.00)
Public Utility Personal Property Tax	0.00	0.00	0.00	0.00	0.00	0.00	0.00	0.00
State Aide - Unrestricted	796,906.19	801,642.66	803,534.00	1,891.34	796,906.19	801,642.66	803,534.00	1,891.34
State Aide - Restricted	5,491.47	5,449.62	5,160.00	(289.62)	5,491.47	5,449.62	5,160.00	(289.62)
Property Tax Allocation	0.00	0.00	0.00	0.00	0.00	0.00	0.00	0.00
All Other Revenues	199,497.43	134,698.19	140,774.00	6,075.81	199,497.43	134,698.19	140,774.00	6,075.81
Total Revenues	15,924,388.07	16,539,790.47	16,075,468.00	(464,322.47)	15,924,388.07	16,539,790.47	16,075,468.00	(464,322.47)
Expenditures:								
Salaries	2,930,846.72	4,417,685.98	3,062,406.00	(1,355,279.98)	2,930,846.72	4,417,685.98	3,062,406.00	(1,355,279.98)
Benefits	1,278,577.78	1,365,343.32	1,274,542.00	(90,801.32)	1,278,577.78	1,365,343.32	1,274,542.00	(90,801.32)
Purchased Services	571,089.17	835,579.63	465,091.00	(370,488.63)	571,089.17	835,579.63	465,091.00	(370,488.63)
Supplies and Materials	128,576.08	138,977.73	43,034.00	(95,943.73)	128,576.08	138,977.73	43,034.00	(95,943.73)
Capital Outlay	2,997.65	130,617.21	8,480.00	(122,137.21)	2,997.65	130,617.21	8,480.00	(122,137.21)
Other Objects	14,798.78	148,373.76	104,863.00	(43,510.76)	14,798.78	148,373.76	104,863.00	(43,510.76)
Total Expenditures	4,926,886.18	7,036,577.63	4,958,416.00	(2,078,161.63)	4,926,886.18	7,036,577.63	4,958,416.00	(2,078,161.63)
Excess of Revenue over (under) Expenditures	10,997,501.89	9,503,212.84	11,117,052.00		10,997,501.89	9,503,212.84	11,117,052.00	1,613,839.16

Strongsville City Schools
\$81,000,000 Bond Issue
Expenditure History
as of July 31, 2016

Project	Original Budget	Revised Budget	Prior Years Expense	Life to Date Expenditures	Encumbrances	Unencumbered Balance	Projected		Projected Unencumbered Balanced Committed / Uncommitted		
							Projected HS / Middle but not yet encumbered / spent	Unencumbered Balanced w/ Projected	Committed	Uncommitted	
OFCC Projects:											
Demolition and Abatement											
Allen Elementary	\$382,046.00	\$423,795.70	\$423,795.70	\$423,795.70	\$0.00	\$0.00	\$0.00	\$0.00	\$0.00	\$0.00	\$0.00
Albion Middle School	596,896.00	518,394.10	17,462.30	18,331.97	476,263.69	23,798.44	0.00	23,798.44	23,798.44	0.00	0.00
Drake Elementary	0.00	306,226.54	8,182.84	9,225.79	5,800.75	291,200.00	0.00	291,200.00	291,200.00	0.00	0.00
Total Demolition and Abatement	<u>978,942.00</u>	<u>1,248,416.34</u>	<u>449,440.84</u>	<u>451,353.46</u>	<u>482,064.44</u>	<u>314,998.44</u>	<u>0.00</u>	<u>314,998.44</u>	<u>314,998.44</u>	<u>0.00</u>	<u>0.00</u>
MS/HS Furniture/Equipment	<u>656,742.00</u>	<u>0.00</u>	<u>0.00</u>	<u>0.00</u>	<u>0.00</u>	<u>0.00</u>	<u>0.00</u>	<u>0.00</u>	<u>0.00</u>	<u>0.00</u>	<u>0.00</u>
High School Renovations	<u>26,047,476.00</u>	<u>27,530,167.21</u>	<u>18,985,615.02</u>	<u>21,806,031.91</u>	<u>5,134,351.10</u>	<u>589,784.20</u>	<u>589,784.20</u>	<u>0.00</u>	<u>0.00</u>	<u>0.00</u>	<u>0.00</u>
Middle School Construction & Demo											
Middle School Construction	46,009,242.00	44,376,550.79	37,610,349.46	38,933,426.61	4,641,175.57	801,948.61	801,948.61	0.00	0.00	0.00	0.00
Center Middle School - Demo	1,073,951.00	810,251.00	7,988.08	266,159.58	401,921.99	142,169.43	142,169.43	0.00	0.00	0.00	0.00
Board of Education Building - DEMO	0.00	263,700.00	0.00	0.00	263,700.00	0.00	0.00	0.00	0.00	0.00	0.00
	<u>47,083,193.00</u>	<u>45,450,501.79</u>	<u>37,618,337.54</u>	<u>39,199,586.19</u>	<u>5,306,797.56</u>	<u>944,118.04</u>	<u>944,118.04</u>	<u>0.00</u>	<u>0.00</u>	<u>0.00</u>	<u>0.00</u>
Total OFCC Projects	<u>74,766,353.00</u>	<u>74,229,085.34</u>	<u>57,053,393.40</u>	<u>61,456,971.56</u>	<u>10,923,213.10</u>	<u>1,848,900.68</u>	<u>1,533,902.24</u>	<u>314,998.44</u>	<u>314,998.44</u>	<u>0.00</u>	<u>0.00</u>
Locally Funded Construction:											
Demolition and Abatement											
Board of Education Building - saving	\$0.00	\$210,519.00	\$4,490.62	\$4,490.62	\$0.00	\$206,028.38	\$0.00	\$206,028.38	\$0.00	\$206,028.38	\$0.00
OPS Building	0.00	165,296.00	2,696.24	64,631.24	89,514.07	11,150.69	0.00	11,150.69	11,150.69	0.00	0.00
Total Demolition and Abatement	<u>0.00</u>	<u>375,815.00</u>	<u>7,186.86</u>	<u>69,121.86</u>	<u>89,514.07</u>	<u>217,179.07</u>	<u>0.00</u>	<u>217,179.07</u>	<u>11,150.69</u>	<u>206,028.38</u>	<u>0.00</u>
Elementary School Renovations											
Technology Upgrades & Repairs	<u>3,500,000.00</u>	<u>2,481,002.08</u>	<u>1,611,778.31</u>	<u>1,630,070.81</u>	<u>80,807.50</u>	<u>770,123.77</u>	<u>0.00</u>	<u>770,123.77</u>	<u>0.00</u>	<u>770,123.77</u>	<u>0.00</u>
Preschool Renovations	<u>250,000.00</u>	<u>301,100.83</u>	<u>301,100.83</u>	<u>301,100.83</u>	<u>0.00</u>	<u>0.00</u>	<u>0.00</u>	<u>0.00</u>	<u>0.00</u>	<u>0.00</u>	<u>0.00</u>
Transportation Renovations	<u>2,483,647.00</u>	<u>2,329,763.75</u>	<u>2,323,046.95</u>	<u>2,323,046.95</u>	<u>6,716.80</u>	<u>0.00</u>	<u>0.00</u>	<u>0.00</u>	<u>0.00</u>	<u>0.00</u>	<u>0.00</u>
High School Turf Project:											
FY 16 Bond Interest	0.00	200,000.00	0.00	161,230.15	38,769.85	0.00	0.00	0.00	0.00	0.00	0.00
FY 17 Bond Interest	0.00	0.00	0.00	0.00	0.00	0.00	0.00	0.00	0.00	0.00	0.00
High School Initial Funding	0.00	563,198.00	0.00	0.00	429,392.28	133,805.72	0.00	133,805.72	133,805.72	0.00	0.00
Total High School Turf Project	<u>0.00</u>	<u>763,198.00</u>	<u>0.00</u>	<u>161,230.15</u>	<u>468,162.13</u>	<u>133,805.72</u>	<u>0.00</u>	<u>133,805.72</u>	<u>133,805.72</u>	<u>0.00</u>	<u>0.00</u>
Middle School Turf Project											
Middle School Initial Funding	<u>0.00</u>	<u>720,035.00</u>	<u>6,815.50</u>	<u>27,556.83</u>	<u>671,838.88</u>	<u>20,639.29</u>	<u>0.00</u>	<u>20,639.29</u>	<u>20,639.29</u>	<u>0.00</u>	<u>0.00</u>
Total Locally Funded Projects	<u>6,233,647.00</u>	<u>6,970,914.66</u>	<u>4,249,928.45</u>	<u>4,512,127.43</u>	<u>1,317,039.38</u>	<u>1,141,747.85</u>	<u>0.00</u>	<u>1,141,747.85</u>	<u>165,595.70</u>	<u>976,152.15</u>	<u>0.00</u>
TOTAL	<u>\$81,000,000.00</u>	<u>\$81,200,000.00</u>	<u>\$61,303,321.85</u>	<u>\$65,969,098.99</u>	<u>\$12,240,252.48</u>	<u>\$2,990,648.53</u>	<u>\$1,533,902.24</u>	<u>\$1,456,746.29</u>	<u>\$480,594.14</u>	<u>\$976,152.15</u>	<u>\$1,456,746.29</u>

Strongsville City Schools
\$1,700,000 Excellence in Athletics Project
Expenditure History
as of July 31, 2016

Project	Original Budget	Prior Years Expense	Year to Date Expenditure	Month to Date Expenditure	Life to Date Expenditures	Encumbrances	Unencumbered Balance
High School Turf Project							
Field Cost & Funding Source							
Bond Interest - Fund 004	\$200,000.00	\$0.00	\$161,230.15	\$0.00	\$161,230.15	\$38,769.85	\$0.00
Initial Funding - Fund 004	298,321.00	0.00	0.00	0.00	0.00	298,321.00	0.00
FY 16 Fundraising - Fund 019	178,874.00	0.00	0.00	0.00	0.00	178,874.00	0.00
Total Cost of Field	677,195.00	0.00	161,230.15	0.00	161,230.15	515,964.85	0.00
Construction Manager and Design Fees							
Initial Funding - Fund 004	\$65,907.74	\$0.00	\$0.00	\$0.00	\$0.00	\$65,907.74	\$0.00
FY 16 Fundraising - Fund 019	37,893.00	18,729.10	10,341.20	0.00	29,070.30	8,822.70	0.00
Total Cost of Field	103,800.74	18,729.10	10,341.20	0.00	29,070.30	74,730.44	0.00
Contingency Allowance							
Initial Funding - Fund 004	198,969.26	0.00	0.00	0.00	0.00	65,163.54	133,805.72
Total High School Turf Project	979,965.00	18,729.10	171,571.35	0.00	190,300.45	655,858.83	133,805.72
Middle School Turf Project							
Field Cost & Funding Source							
Construction Field Credit - Fund 004	\$150,000.00	\$0.00	\$0.00	\$0.00	\$0.00	\$150,000.00	\$0.00
Initial Funding - Fund 004	456,900.00	0.00	0.00	0.00	0.00	456,900.00	0.00
Total Cost of Field	606,900.00	0.00	0.00	0.00	0.00	606,900.00	0.00
Construction Manager and Design Fees							
Initial Funding - Fund 004	78,073.31	6,815.50	20,741.33	0.00	27,556.83	50,516.48	0.00
Contingency Allowance							
Initial Funding - Fund 004	35,061.69	0.00	0.00	0.00	0.00	14,422.40	20,639.29
Total Middle School Turf Project	720,035.00	6,815.50	20,741.33	0.00	27,556.83	671,838.88	20,639.29
TOTAL	\$1,700,000.00	\$25,544.60	\$192,312.68	\$0.00	\$217,857.28	\$1,327,697.71	\$154,445.01
Total By Fund							
High School Turf Project							
Fund 004	\$763,198.00	\$0.00	\$161,230.15	\$0.00	\$161,230.15	\$468,162.13	\$133,805.72
Fund 019	216,767.00	18,729.10	10,341.20	0.00	29,070.30	187,696.70	0.00
Total High School Turf Project	\$979,965.00	\$18,729.10	\$171,571.35	\$0.00	\$190,300.45	\$655,858.83	\$133,805.72
Middle School Turf Project							
Fund 004	\$720,035.00	\$6,815.50	\$20,741.33	\$0.00	\$27,556.83	\$671,838.88	\$20,639.29
Total Middle School Turf Project	\$720,035.00	\$6,815.50	\$20,741.33	\$0.00	\$27,556.83	\$671,838.88	\$20,639.29
TOTAL	\$1,700,000.00	\$25,544.60	\$192,312.68	\$0.00	\$217,857.28	\$1,327,697.71	\$154,445.01
Fund 004	\$1,483,233.00	\$6,815.50	\$181,971.48	\$0.00	\$188,786.98	\$1,140,001.01	\$154,445.01
Fund 019	216,767.00	18,729.10	10,341.20	0.00	29,070.30	187,696.70	0.00
TOTAL	\$1,700,000.00	\$25,544.60	\$192,312.68	\$0.00	\$217,857.28	\$1,327,697.71	\$154,445.01

STRONGSVILLE CITY SCHOOLS
 Financial Report by Fund
 FINSUMM (ALL FUNDS) - JULY 2016

Begin Balance	MTD Receipts	FYTD Receipts	MTD Expenditures	FYTD Expenditures	Current Fund Balance	Current Encumbrances	Unencumbered Fund Balance
TOTAL FOR Fund 001 - GENERAL:							
18,366,730.04	16,075,467.77	16,075,467.77	4,958,415.82	4,958,415.82	29,483,781.99	5,084,964.79	24,398,817.20
TOTAL FOR Fund 002 - BOND RETIREMENT:							
5,230,835.72	1,200,499.37	1,200,499.37	0.00	0.00	6,431,335.09	4,309,362.50	2,121,972.59
TOTAL FOR Fund 003 - PERMANENT IMPROVEMENT:							
337,672.10	328,046.88	328,046.88	61,893.35	61,893.35	603,825.63	340,207.98	263,617.65
TOTAL FOR Fund 004 - BUILDING:							
20,051,941.41	11,631.32	11,631.32	4,665,777.14	4,665,777.14	15,397,795.59	12,240,252.48	3,157,543.11
TOTAL FOR Fund 006 - FOOD SERVICE:							
278,904.71	813.62	813.62	80,770.89	80,770.89	198,947.44	266,765.21	67,817.77-
TOTAL FOR Fund 009 - UNIFORM SCHOOL SUPPLIES:							
27,094.86	1,371.35	1,371.35	6,605.40	6,605.40	21,860.81	161,029.20	139,168.39-
TOTAL FOR Fund 014 - ROTARY-INTERNAL SERVICES:							
113,324.24	8,977.27	8,977.27	3,248.54	3,248.54	119,052.97	15,412.56	103,640.41
TOTAL FOR Fund 018 - PUBLIC SCHOOL SUPPORT:							
158,062.37	575.03	575.03	1,291.99	1,291.99	157,345.41	6,736.22	150,609.19
TOTAL FOR Fund 019 - OTHER GRANT:							
273,385.49	42,976.28	42,976.28	24,053.20	24,053.20	292,308.57	196,011.70	96,296.87
TOTAL FOR Fund 020 - SPECIAL ENTERPRISE FUND:							
0.00	0.00	0.00	0.00	0.00	0.00	0.00	0.00
TOTAL FOR Fund 022 - DISTRICT AGENCY:							
1,321.22	0.00	0.00	0.00	0.00	1,321.22	0.00	1,321.22
TOTAL FOR Fund 024 - EMPLOYEE BENEFITS SELF INS.:							
3,165,806.71	823,056.43	823,056.43	750,233.14	750,233.14	3,238,630.00	1,753,214.99	1,485,415.01
TOTAL FOR Fund 031 - UNDERGROUND STORAGE TANK FUND							
0.00	0.00	0.00	0.00	0.00	0.00	0.00	0.00
TOTAL FOR Fund 035 - TERMINATION BENEFITS - HB426:							
858,117.83	0.00	0.00	0.00	0.00	858,117.83	0.00	858,117.83
TOTAL FOR Fund 200 - STUDENT MANAGED ACTIVITY:							
133,110.46	0.00	0.00	2,800.00	2,800.00	130,310.46	0.00	130,310.46
TOTAL FOR Fund 300 - DISTRICT MANAGED ACTIVITY:							
258,027.73	17,240.00	17,240.00	29,076.70	29,076.70	246,191.03	84,561.00	161,630.03

*** NOTE!! ONLY ACTIVE ACCOUNTS HAVE BEEN SELECTED, TOTALS MAY EXCLUDE AMOUNTS THAT ARE RELATED TO INACTIVE ACCOUNTS.

STRONGSVILLE CITY SCHOOLS
 Financial Report by Fund
 FINSUMM (ALL FUNDS) - JULY 2016

Begin Balance	MTD Receipts	FYTD Receipts	MTD Expenditures	FYTD Expenditures	Current Fund Balance	Current Encumbrances	Unencumbered Fund Balance
TOTAL FOR Fund 401 - AUXILIARY SERVICES: 64,544.25	3.62	3.62	17,975.65	17,975.65	46,572.22	12,289.01	34,283.21
TOTAL FOR Fund 432 - MANAGEMENT INFORMATION SYSTEM 0.00	0.00	0.00	0.00	0.00	0.00	0.00	0.00
TOTAL FOR Fund 450 - SCHOOLNET EQUIP/INFRASTRUCTUR 0.00	0.00	0.00	0.00	0.00	0.00	0.00	0.00
TOTAL FOR Fund 451 - DATA COMMUNICATION FUND: 24,300.00	0.00	0.00	0.00	0.00	24,300.00	0.00	24,300.00
TOTAL FOR Fund 463 - ALTERNATIVE SCHOOLS: 0.00	0.00	0.00	0.00	0.00	0.00	36,393.00	36,393.00-
TOTAL FOR Fund 499 - MISCELLANEOUS STATE GRANT FUN 0.00	0.00	0.00	2,000.00	2,000.00	2,000.00-	0.00	2,000.00-
TOTAL FOR Fund 506 - RACE TO THE TOP: 0.00	0.00	0.00	0.00	0.00	0.00	0.00	0.00
TOTAL FOR Fund 516 - IDEA PART B GRANTS: 363.02	0.00	0.00	82,941.94	82,941.94	82,578.92-	164,445.96	247,024.88-
TOTAL FOR Fund 532: 0.00	0.00	0.00	0.00	0.00	0.00	0.00	0.00
TOTAL FOR Fund 533 - TITLE II D - TECHNOLOGY: 0.00	0.00	0.00	0.00	0.00	0.00	0.00	0.00
TOTAL FOR Fund 551 - LIMITED ENGLISH PROFICIENCY: 0.00	0.00	0.00	9,350.00	9,350.00	9,350.00-	3,038.95	12,388.95-
TOTAL FOR Fund 572 - TITLE I DISADVANTAGED CHILDRE 30,090.71-	30,090.71	30,090.71	35,855.30	35,855.30	35,855.30-	10,000.00	45,855.30-
TOTAL FOR Fund 587 - IDEA PRESCHOOL-HANDICAPPED: 0.00	0.00	0.00	0.00	0.00	0.00	0.00	0.00
TOTAL FOR Fund 590 - IMPROVING TEACHER QUALITY: 5,732.62	0.00	0.00	12,989.42	12,989.42	7,256.80-	22,400.00	29,656.80-
TOTAL FOR Fund 599 - MISCELLANEOUS FED. GRANT FUND 0.00	0.00	0.00	0.00	0.00	0.00	0.00	0.00
GRAND TOTALS: 49,319,184.07	18,540,749.65	18,540,749.65	10,745,278.48	10,745,278.48	57,114,655.24	24,707,085.55	32,407,569.69

*** NOTE!! ONLY ACTIVE ACCOUNTS HAVE BEEN SELECTED, TOTALS MAY EXCLUDE AMOUNTS THAT ARE RELATED TO INACTIVE ACCOUNTS.

Date: 08/02/16
 Time: 11:21 am

STRONGSVILLE CITY SCHOOLS
 Revenue Account Summary
 SORTED BY FUND/RCPT 1DIG
 G/F, BR, PI REVENUE - JULY 2016

Page: 1
 (REVSUM)

Account Number					Description	FYTD Actual Receipts	MTD Actual Receipts	YTD Actual Receipts	FYTD Balance Receivable	FYTD Percent Received
FND	RCPT	SCC	SUBJ	OU						
001	1111	0000	000000	000	REAL ESTATE PROPERTY TAX 48,637,248.00	15,126,000.00	15,126,000.00	42,258,428.95	33,511,248.00	31.10
001	1211	0000	000000	000	TUITION PARENTS - PRESCHOOL 65,000.00	280.00	280.00	37,970.00	64,720.00	0.43
001	1212	0000	000000	000	TUITION PARENTS - SUMMER SCHOOL 2,000.00	0.00	0.00	0.00	2,000.00	0.00
001	1219	0000	000000	000	TUITION - FULL-DAY KINDERGARTEN 235,000.00	92,150.00	92,150.00	206,736.62	142,850.00	39.21
001	1221	0000	000000	000	TUITION - SF14 230,000.00	0.00	0.00	234,168.48	230,000.00	0.00
001	1223	0000	000000	000	TUITION - SF14-H SPECIAL EDUCATION 75,000.00	0.00	0.00	90,556.08	75,000.00	0.00
001	1229	0000	000000	000	EXCESS COST - SF6 0.00	808.15	808.15	808.15	808.15-	0.00
001	1410	0000	000000	000	INTEREST - GENERAL FUND 20,000.00	2,289.79	2,289.79	24,554.63	17,710.21	11.45
001	1635	0000	000000	320	SPORTS PAY TO PARTICIPATE - ALBION 0.00	0.00	0.00	8,941.01	0.00	0.00
001	1635	0000	000000	330	SPORTS PAY TO PARTICIPATE - CENTER 0.00	0.00	0.00	12,900.00	0.00	0.00
001	1635	0000	000000	340	SPORTS PAY TO PARTICIPATE - SMS 50,000.00	0.00	0.00	0.00	50,000.00	0.00
001	1635	0000	000000	360	SPORTS PAY TO PARTICIPATE - HIGH SCHOOL 150,000.00	7,840.00	7,840.00	70,616.50	142,160.00	5.23
001	1710	0000	000000	000	STUDENT FEES 0.00	0.00	0.00	69,079.67-	0.00	0.00
001	1740	0000	000000	000	PRIOR YEAR STUDENT FEES 20,000.00	2,138.14	2,138.14	14,018.93	17,861.86	10.69
001	1740	0000	000000	360	GENERAL ED / TECHNOLOGY FEE - HIGH SCHOOL 0.00	0.00	0.00	200.00-	0.00	0.00
001	1790	0000	000000	320	ATHLETIC TRAINER FEE-ALBION 0.00	0.00	0.00	470.00	0.00	0.00

Date: 08/02/16
 Time: 11:21 am

STRONGSVILLE CITY SCHOOLS
 Revenue Account Summary
 SORTED BY FUND/RCPT 1DIG
 G/F, BR, PI REVENUE - JULY 2016

Page: 2
 (REVSUM)

Account Number					Description	FYTD Actual Receipts	MTD Actual Receipts	YTD Actual Receipts	FYTD Balance Receivable	FYTD Percent Received
FND	RCPT	SCC	SUBJ	OU						
001	1790	0000	000000	330	ATHLETIC TRAINER FEE-CENTER 0.00	0.00	0.00	750.00	0.00	0.00
001	1790	0000	000000	340	ATHLETIC TRAINER FEE-SMS 4,000.00	0.00	0.00	0.00	4,000.00	0.00
001	1790	0000	000000	360	ATHLETIC TRAINER FEE-HIGH SCHOOL 12,000.00	700.00	700.00	4,710.00	11,300.00	5.83
001	1820	0000	000000	000	GENERAL FUND - DONATIONS 1,000.00	20.13	20.13	10,534.94	979.87	2.01
001	1832	0000	000000	000	SERVICE - OTHER DISTRICTS 21,000.00	0.00	0.00	23,138.35	21,000.00	0.00
001	1833	0000	000000	000	CUSTOMER SERVICE (TRANSCRIPTS, ETC) 4,000.00	325.75	325.75	4,756.49	3,674.25	8.14
001	1851	0000	000000	000	VENDING MACHINE COMMISSION 3,000.00	502.78	502.78	1,892.99	2,497.22	16.76
001	1852	0000	000000	000	TELEPHONE/CELL TOWER COMMISSIONS 36,500.00	4,044.16	4,044.16	22,900.91	32,455.84	11.08
001	1890	0000	000000	000	MISCELLANEOUS REVENUE 20,000.00	907.62	907.62	5,847.67	19,092.38	4.54
001	1932	0000	000000	000	COMPENSATION FOR LOSS OF ASSETS 1,000.00	0.00	0.00	0.00	1,000.00	0.00
001	1933	0000	000000	000	SALE OF PERSONAL PROPERTY 10,000.00	11,332.19	11,332.19	21,461.13	1,332.19-	113.32
001	2400	0000	000000	000	REVENUE IN LIEU OF TAXES/TAX ABATEMENTS 2,100,000.00	0.00	0.00	1,080,383.42	2,100,000.00	0.00
001	3110	0000	000000	000	BASIC STATE AID - MONTHLY FOUNDATION 11,905,723.00	803,533.85	803,533.85	6,710,602.68	11,102,189.15	6.75
001	3131	0000	000000	000	STATE ROLLBACK PAYMENTS 4,887,656.00	0.00	0.00	2,452,244.37	4,887,656.00	0.00
001	3132	0000	000000	000	STATE HOMESTEAD EXEMPTION PAYMENTS 1,212,747.00	0.00	0.00	566,130.49	1,212,747.00	0.00
001	3135	0000	000000	000	TANGIBLE PERSONAL PROPERTY TAX LOSS 859,992.00	0.00	0.00	1,131,393.46	859,992.00	0.00

STRONGSVILLE CITY SCHOOLS
 Revenue Account Summary
 SORTED BY FUND/RCPT 1DIG
 G/F, BR, PI REVENUE - JULY 2016

Account Number				Description	FYTD	FYTD	MTD	YTD	FYTD	FYTD	
FND	RCPT	SCC	SUBJ		OU	Receivable	Actual Receipts	Actual Receipts	Actual Receipts	Balance Receivable	Percent Received
001	3190	0000	000000	000	MISC UNRESTRICTED FUNDS	263,024.00	0.00	0.00	138,815.47	263,024.00	0.00
001	3211	0000	000000	000	ECON. DISAD. FUNDING	44,534.00	3,680.44	3,680.44	25,329.71	40,853.56	8.26
001	3219	0000	000000	000	CAREER TECH EDUCATION FUNDING	16,922.00	1,479.76	1,479.76	8,699.88	15,442.24	8.74
001	3300	0000	000000	000	CATASTROPHIC COSTS REIMBURSEMENT FROM STATE	135,000.00	0.00	0.00	257,090.33	135,000.00	0.00
001	4120	0000	000000	000	FEDERAL UNRESTRICTED MEDICAID OH HEALTH PLAN	115,000.00	11,324.26	11,324.26	193,959.77	103,675.74	9.85
001	5300	0000	000000	000	REFUND OF PRIOR YEAR'S EXPENDITURE	0.00	6,110.75	6,110.75	6,110.75	6,110.75-	0.00
*****TOTAL FOR FUND 001 (GENERAL):											
Ex	Tr/Ad					71,137,346.00	16,075,467.77	16,075,467.77	55,557,642.49	55,061,878.23	22.60
In	Tr/Ad					71,137,346.00	16,075,467.77	16,075,467.77	55,557,642.49	55,061,878.23	22.60
=====											
002	1111	0000	000000	000	BOND RETIREMENT - REAL ESTATE PROPERTY TAX	3,693,061.00	1,200,000.00	1,200,000.00	3,272,418.94	2,493,061.00	32.49
002	1410	0000	000000	000	BOND RETIREMENT - INTEREST	5,000.00	499.37	499.37	6,310.01	4,500.63	9.99
002	3131	0000	000000	000	BOND RETIREMENT STATE ROLLBACK PAYMENTS	400,000.00	0.00	0.00	197,606.64	400,000.00	0.00
002	3132	0000	000000	000	BOND RETIREMENT STATE HOMESTEAD EXEMPT PYMT	100,000.00	0.00	0.00	45,618.73	100,000.00	0.00
*****TOTAL FOR FUND 002 (BOND RETIREMENT):											
Ex	Tr/Ad					4,198,061.00	1,200,499.37	1,200,499.37	3,521,954.32	2,997,561.63	28.60
In	Tr/Ad					4,198,061.00	1,200,499.37	1,200,499.37	3,521,954.32	2,997,561.63	28.60
=====											
003	1190	0000	000000	000	PERM. IMP. - TAXES	1,021,315.00	328,000.00	328,000.00	893,501.60	693,315.00	32.12
003	1410	0000	000000	000	PERM. IMP. - INTEREST	150.00	46.88	46.88	649.50	103.12	31.25

Date: 08/02/16
 Time: 11:21 am

STRONGSVILLE CITY SCHOOLS
 Revenue Account Summary
 SORTED BY FUND/RCPT 1DIG
 G/F, BR, PI REVENUE - JULY 2016

Account Number				Description							
FND	RCPT	SCC	SUBJ		OU	FYTD Receivable	FYTD Actual Receipts	MTD Actual Receipts	YTD Actual Receipts	FYTD Balance Receivable	FYTD Percent Received
003	3131	0000	000000	000	PERM. IMP. - STATE ROLLBACKS	98,000.00	0.00	0.00	54,775.16	98,000.00	0.00
003	3132	0000	000000	000	PERM. IMP. - HOMESTEAD	27,500.00	0.00	0.00	12,644.56	27,500.00	0.00
*****TOTAL FOR FUND 003 (PERMANENT IMPROVEMENT):											
Ex	Tr/Ad				1,146,965.00	328,046.88	328,046.88	961,570.82	818,918.12	28.60	
In	Tr/Ad				1,146,965.00	328,046.88	328,046.88	961,570.82	818,918.12	28.60	
=====											
*****GRAND TOTALS:											
Ex	Tr/Ad				76,482,372.00	17,604,014.02	17,604,014.02	60,041,167.63	58,878,357.98	23.02	
In	Tr/Ad				76,482,372.00	17,604,014.02	17,604,014.02	60,041,167.63	58,878,357.98	23.02	
=====											

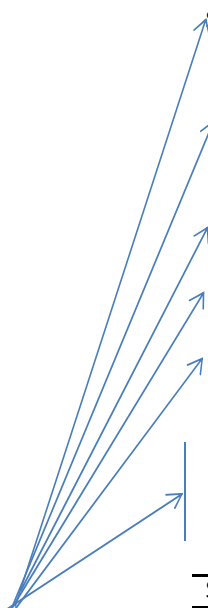
STRONGSVILLE CITY SCHOOLS
INTEREST EARNED & ALLOCATED
FOR THE MONTH OF JULY 2016

INSTITUTION	ACCOUNT BALANCE	INTEREST EARNED
US BANK PAYROLL (ZBA)	-	-
US BANK REGULAR CHECKING	\$ 7,516,652.39	-
US BANK FIELD TURF DONATION ACCOUNT	163,295.71	\$ 1.28
US BANK CP SWEEP	14,333,179.04	869.48
STAR PLUS - GENERAL	1,256.72	1,256.72
STAR PLUS - CONSTRUCTION	736.36	736.36
STAR OHIO - 16238	1,707,905.42	713.46
STAR OHIO - CONSTRUCTION - 32704	4,585,164.33	2,413.20
UBS AG INVESTMENTS	10,810,326.71	8,481.76
MEEDER INVESTMENTS	20,000,000.00	-
ACCOUNT BALANCE / INTEREST	<u>\$ 59,118,516.68</u>	<u>\$ 14,472.26</u>

=====

	BALANCE BANK A/C or FUND	INTEREST EARNED by FUND
GENERAL FUND (001)	\$ 29,487,447.37	\$ 2,289.79
BOND RETIREMENT (002)		
Bond Retirement (Old)	6,430,835.72	499.37
Bond Premium	-	-
PERMANENT IMPROVEMENT (003)	603,778.75	46.88
CONSTRUCTION (004)	15,386,164.27	11,631.32
FIELD TURF DONATION (019)	185,170.71	1.28
AUXILIARY (401)		
Auxiliary - SJJ	38,478.97	2.99
Auxiliary - LCR	1,698.80	0.13
Auxiliary - CP	6,390.83	0.50
	<u>\$ 52,139,965.42</u>	<u>\$ 14,472.26</u>

Current Fund Balance
from EOM FINSUMM



Date: 08/02/16
 Time: 10:22 am

STRONGSVILLE CITY SCHOOLS
 Budget Account Summary
 SORTED BY OBJ 1DIG
 G/F BUDGET SUMMARY - JULY 2016

Page: 1
 (BUDSUM)

FYTD Appropriated	Prior FY Carryover Encumbrances	FYTD Expendable	FYTD Actual Expenditures	MTD Actual Expenditures	Current Encumbrances	FYTD Unencumbered Balance	FYTD Percent Exp/Enc
*****TOTAL FOR OBJ 1DIG 100 (PERSONAL SERVICES - SALARIES):							
20,264,638.44	0.00	20,264,638.44	3,062,406.00	3,062,406.00	0.00	17,202,232.44	15.11
=====							
*****TOTAL FOR OBJ 1DIG 200 (EMPLOYEES RETIRE. & INSUR. BEN):							
8,513,217.96	6,763.63	8,519,981.59	1,274,541.84	1,274,541.84	23,000.00	7,222,439.75	15.23
=====							
*****TOTAL FOR OBJ 1DIG 400 (PURCHASED SERVICES):							
8,104,585.35	536,735.25	8,641,320.60	465,091.53	465,091.53	3,251,540.27	4,924,688.80	43.01
=====							
*****TOTAL FOR OBJ 1DIG 500 (SUPPLIES AND MATERIALS):							
2,286,105.00	196,573.59	2,482,678.59	43,033.98	43,033.98	796,171.61	1,643,473.00	33.80
=====							
*****TOTAL FOR OBJ 1DIG 600 (CAPITAL OUTLAY):							
1,028,603.00	244,298.33	1,272,901.33	8,479.77	8,479.77	477,289.20	787,132.36	38.16
=====							
*****TOTAL FOR OBJ 1DIG 800 (MISCELLANEOUS OBJECTS):							
1,930,979.01	4,243.64	1,935,222.65	104,862.70	104,862.70	536,963.71	1,293,396.24	33.17
=====							
*****TOTAL FOR OBJ 1DIG 900 (OTHER USES OF FUNDS):							
1,249,500.00	0.00	1,249,500.00	0.00	0.00	0.00	1,249,500.00	0.00
=====							
*****GRAND TOTALS:							
43,377,628.76	988,614.44	44,366,243.20	4,958,415.82	4,958,415.82	5,084,964.79	34,322,862.59	22.64
=====							

Date: 08/02/16
 Time: 10:21 am

STRONGSVILLE CITY SCHOOLS
 Appropriation Account Summary
 SORTED BY FUND
 APPROPRIATION SUMMARY BY FUND - JUL 2016

Page: 1
 (APPSUM)

FYTD Appropriated	Prior FY Carryover Encumbrances	FYTD Expendable	FYTD Actual Expenditures	MTD Actual Expenditures	Current Encumbrances + Requis Amt	FYTD Unenc Balance less Requis Amt	FYTD Percent Exp/Enc
*****TOTAL FOR FUND 001 (GENERAL):							
43,377,628.76	988,614.44	44,366,243.20	4,958,415.82	4,958,415.82	5,135,950.15	34,271,877.23	22.75
=====							
*****TOTAL FOR FUND 002 (BOND RETIREMENT):							
4,360,362.50	200.00	4,360,562.50	0.00	0.00	4,309,362.50	51,200.00	98.83
=====							
*****TOTAL FOR FUND 003 (PERMANENT IMPROVEMENT):							
1,126,318.76	77,224.67	1,203,543.43	61,893.35	61,893.35	340,207.98	801,442.10	33.41
=====							
*****TOTAL FOR FUND 004 (BUILDING):							
3,079,098.53	16,817,579.62	19,896,678.15	4,665,777.14	4,665,777.14	12,240,252.48	2,990,648.53	84.97
=====							
*****TOTAL FOR FUND 006 (FOOD SERVICE):							
1,905,256.27	19,514.21	1,924,770.48	80,770.89	80,770.89	267,615.21	1,576,384.38	18.10
=====							
*****TOTAL FOR FUND 009 (UNIFORM SCHOOL SUPPLIES):							
436,009.22	0.00	436,009.22	6,605.40	6,605.40	163,974.96	265,428.86	39.12
=====							
*****TOTAL FOR FUND 014 (ROTARY-INTERNAL SERVICES):							
212,528.24	10,023.80	222,552.04	3,248.54	3,248.54	15,412.56	203,890.94	8.39
=====							
*****TOTAL FOR FUND 018 (PUBLIC SCHOOL SUPPORT):							
251,428.87	1,131.13	252,560.00	1,291.99	1,291.99	6,777.97	244,490.04	3.20
=====							
*****TOTAL FOR FUND 019 (OTHER GRANT):							
334,289.65	220,014.90	554,304.55	24,053.20	24,053.20	196,011.70	334,239.65	39.70
=====							
*****TOTAL FOR FUND 020 (SPECIAL ENTERPRISE FUND):							
0.00	0.00	0.00	0.00	0.00	0.00	0.00	0.00
=====							

Date: 08/02/16
 Time: 10:21 am

STRONGSVILLE CITY SCHOOLS
 Appropriation Account Summary
 SORTED BY FUND
 APPROPRIATION SUMMARY BY FUND - JUL 2016

Page: 2
 (APPSUM)

FYTD Appropriated	Prior FY Carryover Encumbrances	FYTD Expendable	FYTD Actual Expenditures	MTD Actual Expenditures	Current Encumbrances + Requis Amt	FYTD Unenc Balance less Requis Amt	FYTD Percent Exp/Enc
*****TOTAL FOR FUND 022 (DISTRICT AGENCY):							
50,000.00	0.00	50,000.00	0.00	0.00	0.00	50,000.00	0.00
=====							
*****TOTAL FOR FUND 024 (EMPLOYEE BENEFITS SELF INS.):							
10,002,500.00	0.00	10,002,500.00	750,233.14	750,233.14	1,753,214.99	7,499,051.87	25.03
=====							
*****TOTAL FOR FUND 031 (UNDERGROUND STORAGE TANK FUND):							
0.00	0.00	0.00	0.00	0.00	0.00	0.00	0.00
=====							
*****TOTAL FOR FUND 035 (TERMINATION BENEFITS - HB426):							
1,040,000.00	0.00	1,040,000.00	0.00	0.00	0.00	1,040,000.00	0.00
=====							
*****TOTAL FOR FUND 200 (STUDENT MANAGED ACTIVITY):							
321,991.03	0.00	321,991.03	2,800.00	2,800.00	0.00	319,191.03	0.87
=====							
*****TOTAL FOR FUND 300 (DISTRICT MANAGED ACTIVITY):							
806,003.80	17,503.24	823,507.04	29,076.70	29,076.70	85,671.00	708,759.34	13.93
=====							
*****TOTAL FOR FUND 401 (AUXILIARY SERVICES):							
591,078.19	34,674.81	625,753.00	17,975.65	17,975.65	12,289.01	595,488.34	4.84
=====							
*****TOTAL FOR FUND 432 (MANAGEMENT INFORMATION SYSTEM):							
0.00	0.00	0.00	0.00	0.00	0.00	0.00	0.00
=====							
*****TOTAL FOR FUND 451 (DATA COMMUNICATION FUND):							
40,500.00	0.00	40,500.00	0.00	0.00	24,300.00	16,200.00	60.00
=====							
*****TOTAL FOR FUND 463 (ALTERNATIVE SCHOOLS):							
50,919.00	1,393.00	52,312.00	0.00	0.00	36,393.00	15,919.00	69.57
=====							

Date: 08/02/16
 Time: 10:21 am

STRONGSVILLE CITY SCHOOLS
 Appropriation Account Summary
 SORTED BY FUND
 APPROPRIATION SUMMARY BY FUND - JUL 2016

Page: 3
 (APPSUM)

FYTD Appropriated	Prior FY Carryover Encumbrances	FYTD Expendable	FYTD Actual Expenditures	MTD Actual Expenditures	Current Encumbrances + Requis Amt	FYTD Unenc Balance less Requis Amt	FYTD Percent Exp/Enc
*****TOTAL FOR FUND 499 (MISCELLANEOUS STATE GRANT FUND):							
28,000.00	0.00	28,000.00	2,000.00	2,000.00	0.00	26,000.00	7.14
=====							
*****TOTAL FOR FUND 516 (IDEA PART B GRANTS):							
1,277,663.97	15,327.80	1,292,991.77	82,941.94	82,941.94	164,445.96	1,045,603.87	19.13
=====							
*****TOTAL FOR FUND 551 (LIMITED ENGLISH PROFICIENCY):							
61,777.21	10,213.95	71,991.16	9,350.00	9,350.00	3,038.95	59,602.21	17.21
=====							
*****TOTAL FOR FUND 572 (TITLE I DISADVANTAGED CHILDREN):							
629,689.79	5,763.10	635,452.89	35,855.30	35,855.30	10,000.00	589,597.59	7.22
=====							
*****TOTAL FOR FUND 587 (IDEA PRESCHOOL-HANDICAPPED):							
29,396.63	0.00	29,396.63	0.00	0.00	0.00	29,396.63	0.00
=====							
*****TOTAL FOR FUND 590 (IMPROVING TEACHER QUALITY):							
191,788.54	5,015.70	196,804.24	12,989.42	12,989.42	22,400.00	161,414.82	17.98
=====							
*****TOTAL FOR FUND 599 (MISCELLANEOUS FED. GRANT FUND):							
0.00	0.00	0.00	0.00	0.00	0.00	0.00	0.00
=====							
*****GRAND TOTALS:							
70,204,228.96	18,224,194.37	88,428,423.33	10,745,278.48	10,745,278.48	24,787,318.42	52,895,826.43	40.18
=====							