

# Strongsville City Schools

Board Financial Report As Of:  
January 31, 2020



# District Goals

1. Student Achievement and Growth

2. Financial Prudence

3. Community Engagement

# Financial Highlights – January 31, 2020

- ❑ Revenues totaled \$5,650,857 for the month.
  - ❑ Through January 31, 2020, the District has revenue in the amount of \$40,873,034, which is an increase of \$2,261,193 compared to January 31, 2019 which revenue totaled \$38,611,842. The increase is primarily due to the tax revenue collections during the fall collection periods. During the fall of calendar year 2018, there was a large tax refund.
  - ❑ The District is projected to receive \$38,436,064 in revenue from February-June for a total projected revenue of \$79,309,098. Which is \$1,307,913 or 1.68% above the forecast. The increase is primarily due recent tax settlement agreements and refunds of prior year expenditures from the BWC and unused Cuyahoga County Auditor fees.
  - ❑ Through January 31, 2020, interest revenue totaled \$486,170, which is an increase of \$36,421 compared to January 31, 2019 which interest revenue totaled \$449,749.

*(Continued to next slide)*

## Financial Highlights – January 31, 2020

- ❑ General Fund Expenditures totaled \$41,391,618 and have outstanding encumbrances of \$3,171,745. This total of \$44,563,363 reflects 58.24% of the District's total appropriation of \$76,513,608.
  
- ❑ Spending benchmark: 7/12 months and 14/24 pay period elapsed; 58.33%. The 58.24% expended/encumbered is at above the benchmark. At this point in time last year, the expended/encumbered percent was 57.90%
  
- ❑ Salaries averaged \$1.7M for January which is the lower to the 1.9M in December. The decrease was due to the six hours of professional development time paid in December. In total salaries totaled \$24,413,907 which is an increase of \$640,929 or 2.70% compared to January 31, 2019 which interested totaled \$23,772,978.
  
- ❑ Monthly Benefit expenditures were \$1.4M for January which is less to the \$1.6M in December. The decrease was due to the annual BWC premium payment paid in December. In total benefits totaled \$10,002,781 which is an increase of \$309,409 or 3.19% compared to January 31, 2019 which interested totaled \$9,693,372.

*(Continued to next slide)*

## Financial Highlights – January 31, 2020

- General Fund Expenditures totaled \$41,391,618 and have outstanding encumbrances of \$3,171,745. The cash balance as of January 31, 2020 is \$32,114,913. The unencumbered balance as of January 31, 2020 is \$28,943,168. Within the District's 2020 Plan, the District established a cash reserve benchmark of having 60 days of operating cash on hand, which at this point in time is \$12,422,462. Currently the District is above this benchmark.

# Strongsville City Schools

- General Fund Summary

# Monthly Comparison of Revenues & Expenditures January 2018, 2019, & 2020

	January 2018	January 2019	January 2020	Monthly Change from Previous Year	Fiscal Year to Date 2018	Fiscal Year to Date 2019	Fiscal Year to Date 2020	YTD Change from Previous Fiscal Year
<b>Revenue:</b>								
Real Estate Taxes	7,215,000.00	4,939,000.00	4,449,000.00	(490,000)	30,191,592.16	25,772,214.64	28,353,941.40	2,581,727
Public Utility Personal Property Tax	0.00	0.00	0.00	0	34,094.48	0.00	0.00	0
State Aide - Unrestricted	1,369,375.37	925,715.25	921,794.84	(3,920)	6,373,351.46	5,947,045.25	5,804,056.92	(142,988)
State Aide - Restricted	5,779.11	4,495.14	6,039.02	1,544	41,128.85	40,734.12	42,275.60	1,541
Property Tax Allocation	0.00	0.00	0.00	0	3,040,892.05	3,052,224.58	3,070,735.36	18,511
All Other Revenues	329,964.34	237,431.84	274,022.96	36,591	3,010,711.90	3,799,622.98	3,602,025.01	(197,598)
<b>Total Revenues</b>	<b>8,920,118.82</b>	<b>6,106,642.23</b>	<b>5,650,856.82</b>	<b>(455,785)</b>	<b>42,691,770.90</b>	<b>38,611,841.57</b>	<b>40,873,034.29</b>	<b>2,261,193</b>
<b>Expenditures:</b>								
Salaries	3,292,433.66	3,352,667.01	3,458,325.80	105,659	23,256,350.97	23,772,978.26	24,413,907.10	640,929
Benefits	1,301,771.29	1,385,088.88	1,386,939.15	1,850	9,521,194.39	9,693,371.81	10,002,780.94	309,409
Purchased Services	510,323.34	521,227.04	618,366.20	97,139	4,090,398.03	4,472,272.76	4,547,892.10	75,619
Supplies and Materials	81,833.42	56,480.98	129,157.03	72,676	666,334.45	983,110.51	954,345.12	(28,765)
Capital Outlay	15,631.33	9,959.70	37,676.15	27,716	412,295.33	656,102.52	551,847.81	(104,255)
Other Objects	247,492.09	26,593.34	28,988.60	2,395	1,289,901.96	1,797,228.81	920,845.00	(876,384)
<b>Total Expenditures</b>	<b>5,449,485.13</b>	<b>5,352,016.95</b>	<b>5,659,452.93</b>	<b>307,436</b>	<b>39,236,475.13</b>	<b>41,375,064.67</b>	<b>41,391,618.07</b>	<b>16,553</b>
Excess of Revenue over (under) Expenditures	3,470,633.69	754,625.28	(8,596.11)		3,455,295.77	(2,763,223.10)	(518,583.78)	

# Strongsville City Schools

- General Fund Revenues



# Revenues

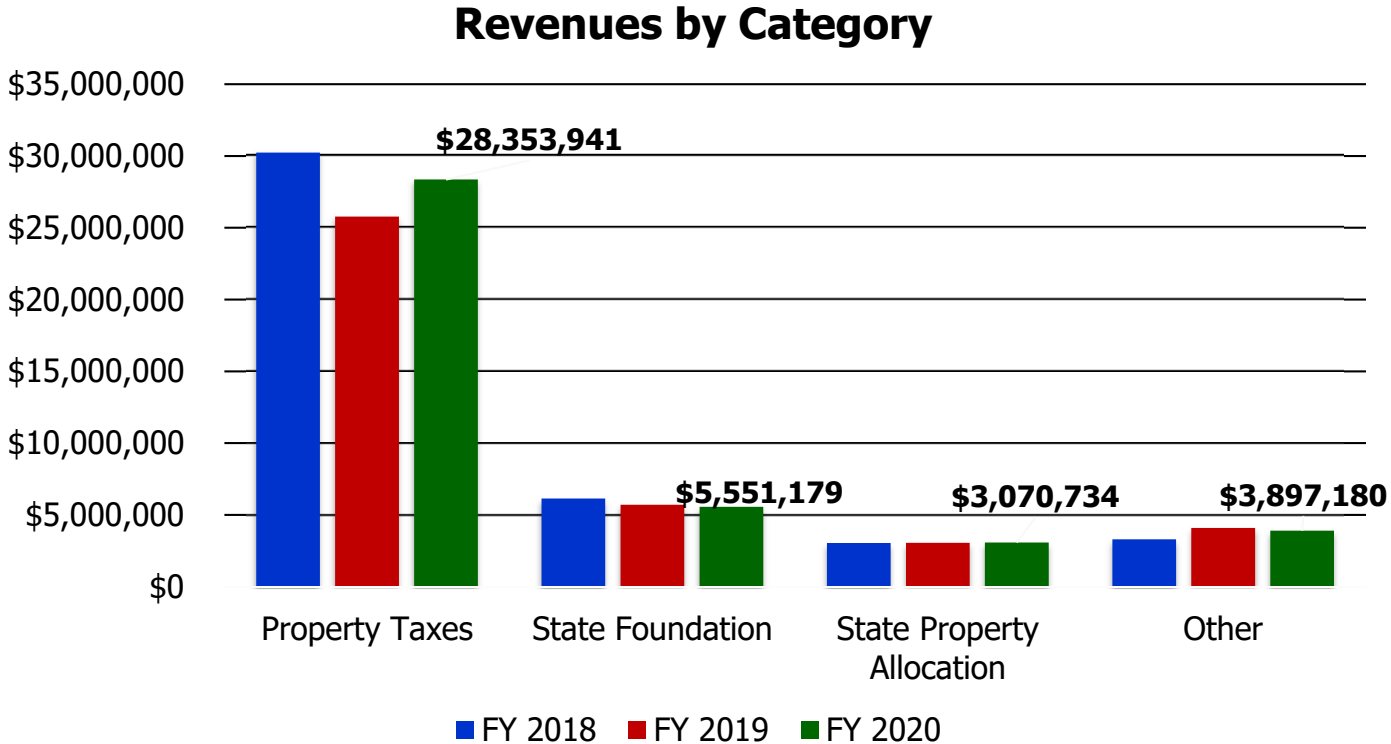
The Strongsville City Schools is forecasting **\$78,001,185** in revenue within the General Funds in the 2019-2020 fiscal year as shown on below. As of **January 31, 2020** the District has received revenue in the amount of \$40,873,034 for FY 2020. The District is projecting to receive \$38,436,064 in revenue in the remaining months of the fiscal year for a total projected revenue of \$79,309,098. The October five year forecast was approved by the Board at the September 29, 2019 Board Meeting and can be viewed at [www.strongnet.org](http://www.strongnet.org), under the Treasurer's Department.

FORECASTED REVENUES AND ACTUAL REVENUES						
	A	B	C	D = (B+C)		D-A
	Fiscal Year	Fiscal Year	Projected	Projected		Over/
	2020	2020	Revenue	Total		(Under)
	Forecast	Actual	Feb - June	Revenue		
<b>Revenues</b>						
Real Property Tax	\$56,494,725	\$28,353,941	\$28,142,359	\$56,496,300	(a)	<b>\$1,575</b>
State Foundation	9,606,407	5,551,179	3,911,934	9,463,113	(b)	<b>(143,294)</b>
Property Tax Homestead and Rollbacks	6,235,837	3,070,734	3,179,730	6,250,464	(d)	<b>14,627</b>
Tangible Personal Property (TPP)	0	0	0	0	(d)	<b>0</b>
TIF Revenue	2,600,000	1,431,509	2,068,882	3,500,391	(e)	<b>900,391</b>
Casino Receipts	269,243	295,154	0	295,154	(d)	<b>25,911</b>
Interest	700,000	486,170	278,729	764,899	(c)	<b>64,899</b>
Other Revenues	969,973	786,890	525,665	1,312,555	(f)	<b>342,582</b>
Sports Pay to Participate	200,000	136,650	69,765	206,415	(d)	<b>6,415</b>
Tuition - From Other Districts	350,000	191,146	169,720	360,866	(d)	<b>10,866</b>
Tuition - Full Day Kindergarten	475,000	508,467	40,000	548,467	(d)	<b>73,467</b>
Tuition - Preschool	100,000	61,194	49,280	110,474	(d)	<b>10,474</b>
<b>Total Revenues</b>	<b>\$78,001,185</b>	<b>\$40,873,034</b>	<b>\$38,436,064</b>	<b>\$79,309,098</b>		<b>\$1,307,913</b>

- The District received \$49,716,393 in general real property taxes in FY 19 and is forecasting \$56,496,300 in FY 20. The current collection rate for collection year 2020 increased from 97.02% to 97.95%.
- The District will receive state funding in FY20 based on the 2019-2020 biennium State budget.
- Projected revenue is based on projected monthly cash balances against the current interest rate. Projected revenue is subject to change based on a change in cash balances and market conditions.
- These revenues have been received as anticipated.
- The District received \$3,605,768 in TIF revenues in FY 19 and is forecasting \$3,500,391 in FY 20. For FY 19 TIF revenues include a one-time settlement from the Cleveland Clinic in the amount of \$1,050,000.
- Other revenues include cell tower commission, vending commission, sale of property, services provided to other schools, state catastrophic aid, federal medicaid, athletic trainer fees, refunds of prior year expenditures, and other miscellaneous receipts.

# Revenues by Category

Figure 2 compares revenue sources to the prior two years as of January 31. The three years of data will be beneficial for trend analysis performed throughout the year.



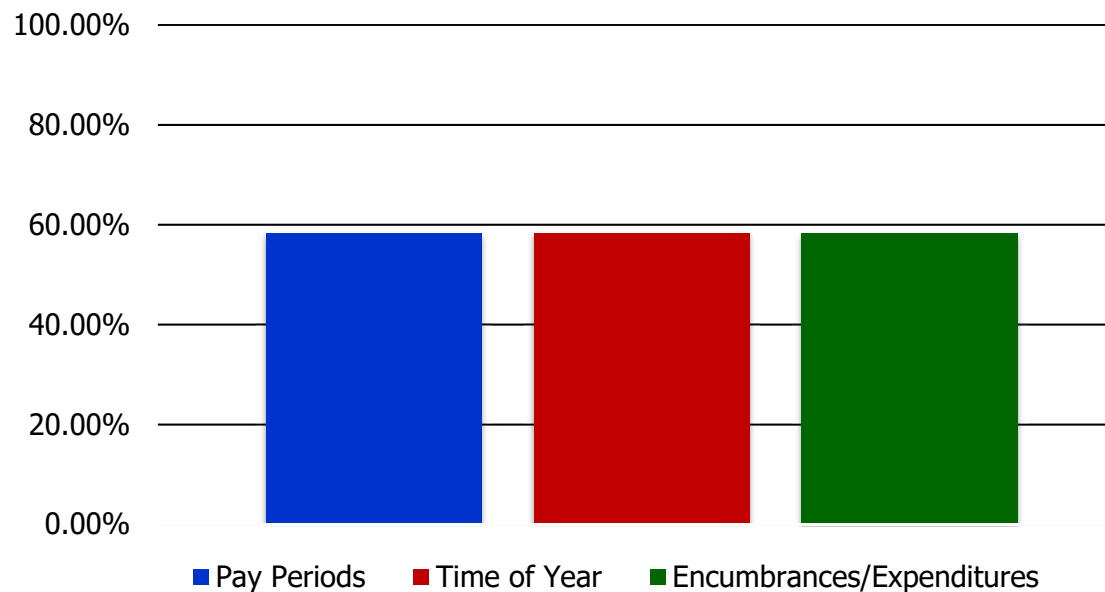
# Strongsville City Schools

- General Fund Expenditures

# Expenditures

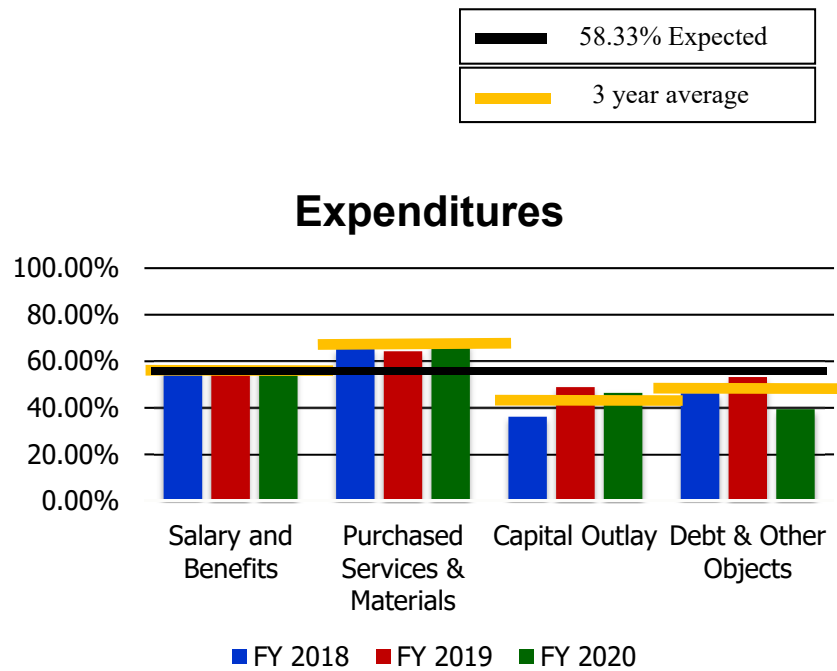
The fiscal year 2020 adopted General Fund budget for the District is **\$74,787,276**. This budget, coupled with carryover encumbrances of **\$1,726,332**, resulted in a **\$76,513,608** General Funds appropriation for FY 2020. The following information is a financial update of the status of this appropriation through January 31, 2020.

Through January 31, 2020 the District has expended \$41,391,618 and has outstanding encumbrances of \$3,171,745. This total of \$44,563,363 reflects 58.24% of the District's total appropriation. A statistical spending range for the District is based on two analyses: first, time elapsed is seven months or 58.33% of the fiscal year has passed. Secondly, fourteen of twenty-four (14/24), or 58.33% of the total pay periods have passed. Figure 3 illustrates these points.

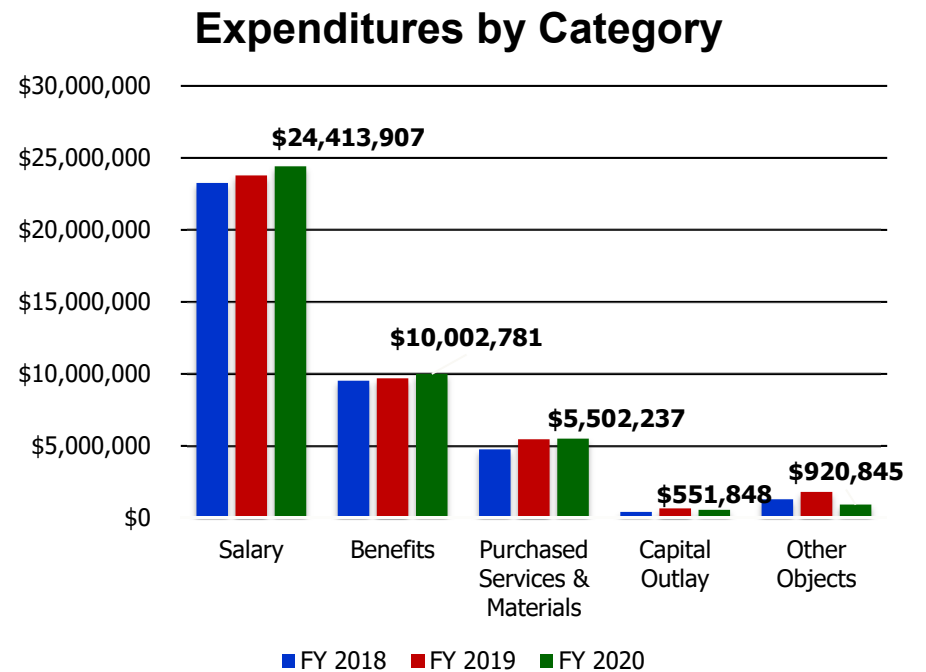


# Expenditures Thru January 31

## Percent Expended / Encumbered



## Expenditures by Category



# Strongsville City Schools

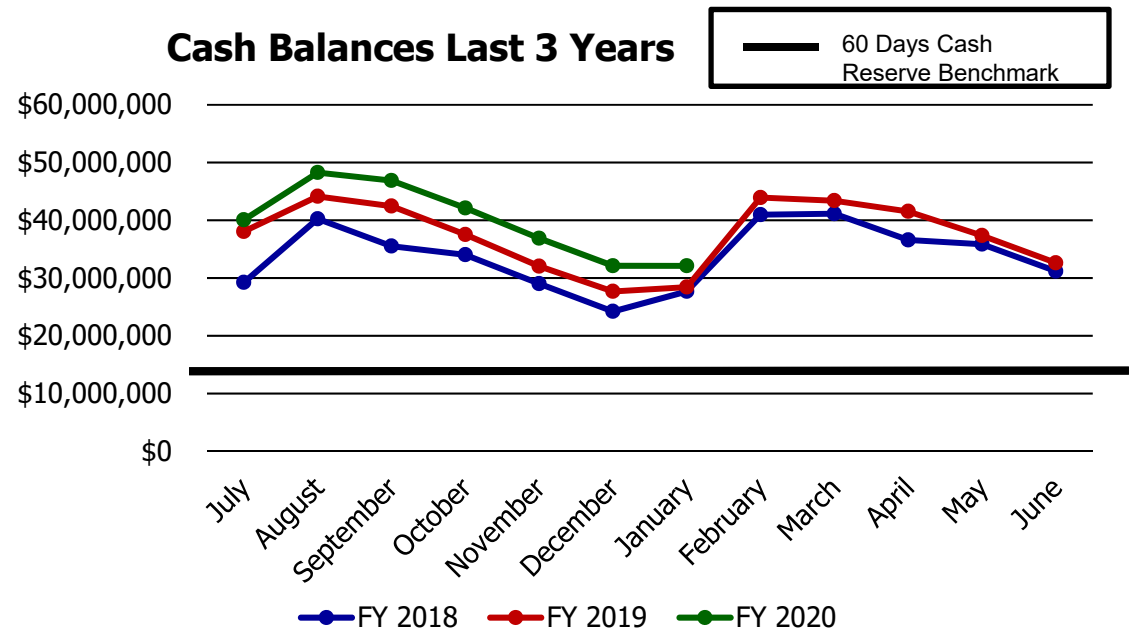
- General Fund Cash Balance

# Cash Balance – General Fund

The cash balance as of January 31, 2020 is \$32,114,913. The unencumbered balance as of January 31, 2020 is \$28,943,168. Within the District’s 2020 Plan, the District established a cash reserve benchmark of having 60 days of operating cash on hand, which at this point in time is \$12,422,462. Currently the District is above this benchmark.

	<b>FY 2020</b>
Beginning Cash Balance	<b><u>\$32,633,497</u></b>
Total Revenues	40,873,034
Total Expenses	41,391,618
Revenue over Expenses	(518,584)
Ending Cash Balance	32,114,913
Encumbrances/Reserves	3,171,745
Unencumbered Balance	<b><u>\$28,943,168</u></b>

**Cash Balances Last 3 Years**



# Strongsville City Schools

- Questions?