

Self-Discovery Section

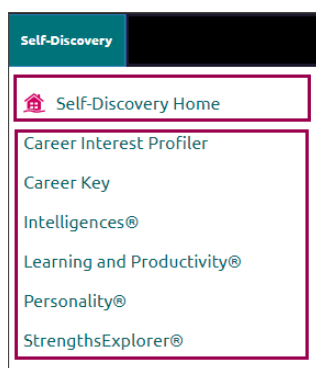
Student Reference Guide

Overview

Students: Learn more about yourself and be introduced to best fit careers using the new Self-Discovery Section. Now, all assessments are in one central location to make it easier than ever to start an assessment, find your results, and even reset assessments.

The Self-Discovery Section

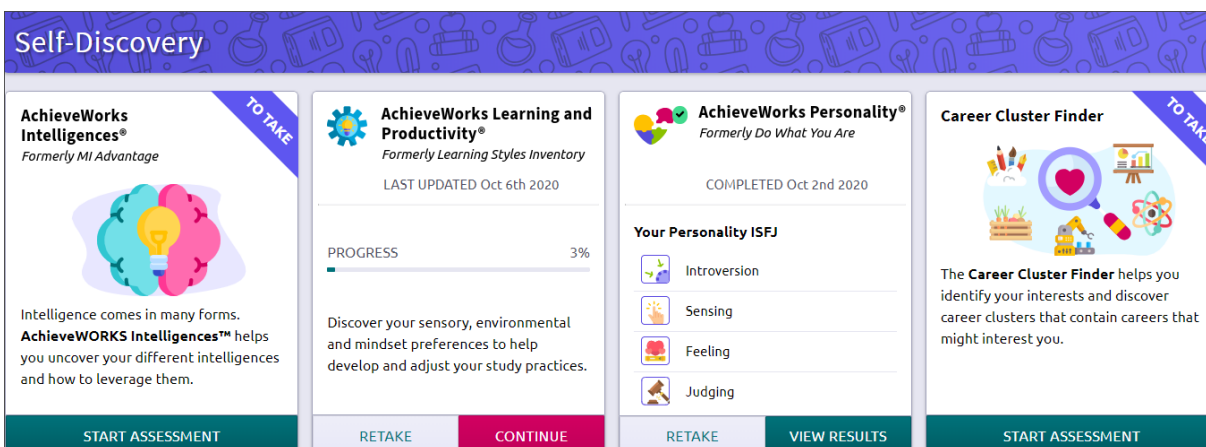
When you go to the **Self-Discovery Section** in Naviance Student, you can go directly to the **Self-Discovery Home** to see a list of all assessments, in alphabetical order, that your school has made available to you, or you can **choose a specific assessment from the list** to start, continue, retake or view results.



Self-Discovery Home

From the Self-Discovery home page, you can easily select any available assessment and:

- **Start** the assessment.
- **Continue** the assessment.
- **View** the assessment results.
- **Retake** the assessment (except for StrengthsExplorer®)



Assessments Overview

If you are assigned a task to take MI Advantage™, Learning Styles Inventory, or Do What You Are™, you will be redirected to the renamed assessment from within the task.

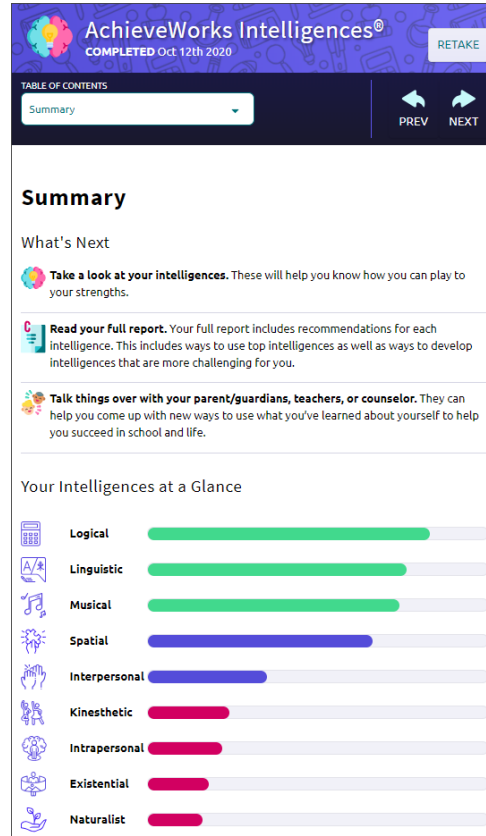
AchieveWorks Intelligences®

Formerly called MI Advantage, **AchieveWorks Intelligences®** helps you uncover your different intelligences and explains how to use them.

The assessment will take approximately 15 minutes and includes 54 questions.

The screenshot shows the AchieveWorks Intelligences assessment interface. At the top, there is a 'Back' button and a 'Language' dropdown menu set to 'English'. Below the header, a progress bar indicates 'PROGRESS' at 4%, with 'Question 3/54' shown. The main text asks the user to 'Tell us how much each statement is like you' and to 'Think about your abilities, strengths, and where you seem to excel.' The statement presented is 'I enjoy writing and am good at expressing my thoughts in written form.' Below the statement is a horizontal scale from 1 to 7, with 'Not at All' at the left end and 'Completely' at the right end. The scale is currently empty, with a red minus sign at the left end and a green plus sign at the right end. At the bottom, there are 'PREV' and 'NEXT' buttons.

In the results, discover how you deal with information, solve problems, and create things. Learn how to use your strengths in school, work, and other activities.



AchieveWorks Learning and Productivity®

Formerly called Learning Styles Inventory, **AchieveWorks Learning and Productivity®** helps you identify your sensory and mindset preferences so you can develop study practices that work for you. Find out how you learn the best and how you can be most productive.

The assessment will take approximately 20 minutes and includes 69 questions.

Back to AchieveWorks Learning and Productivity® Language English

AchieveWorks Learning and Productivity®

PROGRESS 13% Question 10/69

Tell us how much each statement is like you.

Think about how much this is like how you prefer to learn and work. Then choose the answer that best fits.

I think best when I feel warm.

Strongly Disagree 1 2 3 4 5 Strongly Agree

PREV NEXT

The results will include tips for making studying easier and more effective and strategies for how you can be more comfortable and successful in class.

AchieveWorks Learning and Productivity®

COMPLETED Dec 2nd 2020 RETAKE

TABLE OF CONTENTS Summary

PREV NEXT

Your Learning and Productivity Preferences

Sensory Preferences

You learn with four senses. You may like to learn with only one or two, but research has shown that you benefit most when learning through multiple sensory modes. So it will help to use more than just your preferred senses.

Low Visual	High Visual
Low Kinesthetic	High Kinesthetic
Low Auditory	High Auditory
Low Tactile	High Tactile

Environmental Preferences

These are simple preferences that don't require further development. For these, simply adjust your learning environment, when reasonable, to suit your strongest preferences.

Cool Environment	Warm Environment
No Intake	Likes Intake
Low Light	Bright Light
Quiet in Background	Sound in Background
Casual Setting	Traditional Setting
Late in the Day	Early in the Day
Stillness	Mobility

AchieveWorks Personality®

Formerly called Do What You Are, **AchieveWorks Personality®** helps you identify your personality type by asking you to choose scenarios that best represent how you behave in real life.

The assessment will take approximately 15 minutes and has 36 scenarios.

The screenshot shows the AchieveWorks Personality assessment interface. At the top, there is a navigation bar with a back arrow and the text "Back to AchieveWorks Personality®", a language dropdown menu set to "English", and the AchieveWorks Personality logo. Below the navigation bar, a progress bar indicates "PROGRESS" at 8% and "Question 5/36". The main content area displays the instruction "Choose the scenario that best fits you." followed by a reminder: "Remember, don't be influenced by how you might aspire to act or what others might expect of you." Two radio button options are presented: "I call up friends to see if they want to get together, and I enjoy parties, because I get to see lots of people." and "I would rather hang out with a close friend or two than socialize with a lot of people I don't know very well." At the bottom, there are "PREV" and "NEXT" navigation buttons.

The results will include your personality type and provide tips to achieve success in a way that works for you, as well as best-fit career options.

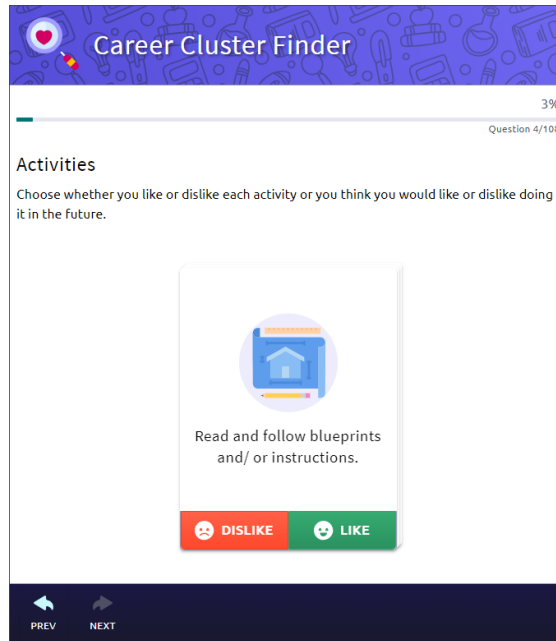
The screenshot shows the "Summary" page of the AchieveWorks Personality assessment. The top navigation bar includes the AchieveWorks Personality logo, the text "COMPLETED Dec 2nd 2020", and a "RETAKE" button. Below the navigation bar, a "TABLE OF CONTENTS" dropdown menu is set to "Summary". The main content area is titled "Summary" and includes a "What's Next" section with three bullet points: "Take a look at your personality. These will help you unpack why you think and react to events and activities in certain ways.", "Read your full report. Your full report includes recommendations for your specific personality. It also breaks down strengths and challenges unique to your personality. By understanding your personality, you can better develop your strengths and create environments that work for you.", and "Talk things over with your parent/guardians, teachers, or counselor. They can help you come up with new ways to use what you've learned about yourself to help you succeed in school and life." Below this, the section "Your personality type is ISFJ" is displayed. It features four horizontal bars representing personality dimensions: "Introversion" (blue bar, left side), "Extraversion" (blue bar, right side), "Sensing" (blue bar, left side), "iNtuition" (blue bar, right side), "Thinking" (blue bar, left side), "Feeling" (blue bar, right side), and "Judging" (blue bar, left side). Each bar is accompanied by an icon and a label.

The AchieveWorks assessments - Intelligences®, Learning and Productivity®, and Personality® - can be taken in English, Spanish, Portuguese, Arabic, or Chinese. Just choose your language when you begin the assessment. AchieveWorks results are available are not available in languages other than English. Other assessments and results are available in English only.

Career Cluster Finder

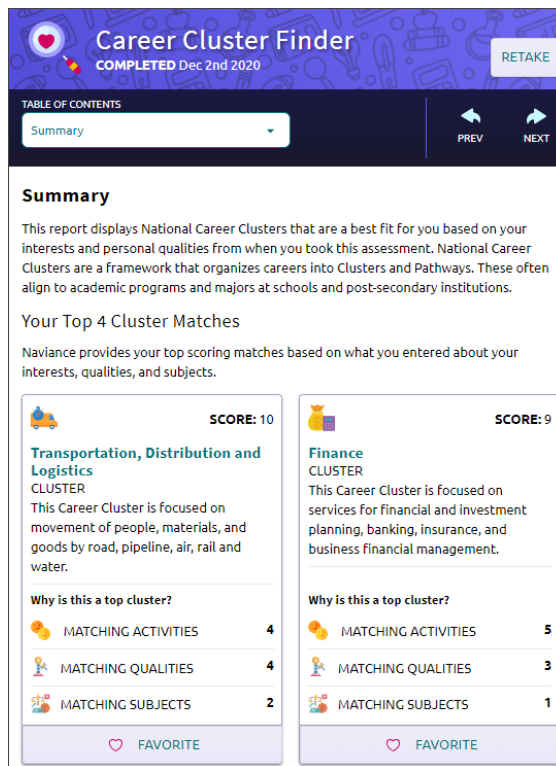
In the **Career Cluster Finder**, you'll indicate activities and school subjects that you like or dislike and personal qualities that you possess.

The assessment will take approximately 20 minutes and includes 108 questions.



The screenshot shows the 'Career Cluster Finder' interface. At the top, there's a header with a heart icon and the title 'Career Cluster Finder'. Below the header, a progress bar indicates '3%' completion and 'Question 4/108'. The main section is titled 'Activities' and contains the instruction: 'Choose whether you like or dislike each activity or you think you would like or dislike doing it in the future.' Below this is a card with an icon of a house and a blueprint, with the text 'Read and follow blueprints and/ or instructions.' At the bottom of the card are two buttons: 'DISLIKE' (red) and 'LIKE' (green). At the very bottom of the screen are 'PREV' and 'NEXT' navigation buttons.

In your results, you'll learn how well each of the 16 National Career Clusters fits your current interests and qualities.



The screenshot shows the 'Career Cluster Finder' results page. At the top, there's a header with a heart icon, the title 'Career Cluster Finder', and a 'COMPLETED Dec 2nd 2020' status. A 'RETAKE' button is in the top right. Below the header is a 'TABLE OF CONTENTS' section with a dropdown menu showing 'Summary'. The main section is titled 'Summary' and contains the text: 'This report displays National Career Clusters that are a best fit for you based on your interests and personal qualities from when you took this assessment. National Career Clusters are a framework that organizes careers into Clusters and Pathways. These often align to academic programs and majors at schools and post-secondary institutions.' Below this is a section titled 'Your Top 4 Cluster Matches' with the text: 'Naviance provides your top scoring matches based on what you entered about your interests, qualities, and subjects.' There are two cluster match cards. The first card is for 'Transportation, Distribution and Logistics CLUSTER' with a 'SCORE: 10'. It includes a description: 'This Career Cluster is focused on movement of people, materials, and goods by road, pipeline, air, rail and water.' and a table showing matching activities (4), qualities (4), and subjects (2). The second card is for 'Finance CLUSTER' with a 'SCORE: 9'. It includes a description: 'This Career Cluster is focused on services for financial and investment planning, banking, insurance, and business financial management.' and a table showing matching activities (5), qualities (3), and subjects (1). Both cards have a 'FAVORITE' button at the bottom.

Cluster	Score	Matching Activities	Matching Qualities	Matching Subjects
Transportation, Distribution and Logistics CLUSTER	10	4	4	2
Finance CLUSTER	9	5	3	1

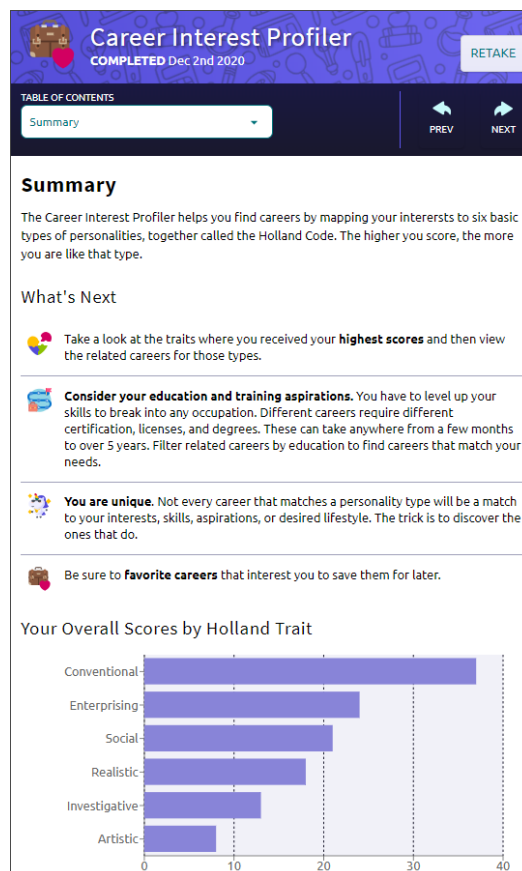
Career Interest Profiler

Career Interest Profiler captures your interests to help determine your personality traits and suggests careers based on the U.S. Department of Labor's data.

The assessment will take about 15 minutes and includes 60 questions about your interests.

The screenshot shows the 'Career Interest Profiler' assessment interface. At the top, there's a progress bar indicating 11% completion, with 'Question 8/60' noted. The instruction reads: 'Tell us how much each statement is like you. Think about how you prefer to learn and work. Then choose the answer that best fits.' Below this, a statement is presented: 'Take care of children at a day-care center', accompanied by an icon of three children. Five response options are provided: 'Strongly Disagree' (red sad face), 'Disagree' (red neutral face), 'Neutral' (blue neutral face), 'Agree' (green happy face), and 'Strongly Agree' (green very happy face). Navigation buttons for 'PREV' and 'NEXT' are at the bottom.

The results will include your personality traits according to the Holland Code and how those help with career exploration and planning. The results will also offer career recommendations based on your personality.



Career Key

Career Key helps you identify your traits, best match work environments, and related careers by asking you questions about your interests.

The assessment will take approximately 10 minutes.

The screenshot shows the Career Key assessment interface. At the top, there's a blue header with a yellow key icon and the text "Career Key". Below the header, a progress bar indicates "PROGRESS" at "40%" and "Page 3/5". The main question is "What are your abilities?". Below the question, it says "This section includes 6 abilities you may have. Choose the answer that best fits you. This section will save after you give an answer for all 6 abilities." The current question is "Ability 1/6" with an icon of a house and tools. The text of the question is "I have good skills in working with tools, mechanical drawings, machines, or animals." There are three response options: "Not true" with a sad face icon, "Mostly true" with a neutral face icon, and "True" with a happy face icon. At the bottom, there are "PREV" and "NEXT" buttons.

Your results will explain your personality traits according to the Holland Code and how those traits help with career exploration and planning.

The screenshot shows the Career Key results summary page. At the top, there's a blue header with a yellow key icon and the text "Career Key COMPLETED Dec 2nd 2020". To the right of the header is a "RETAKE" button. Below the header, there's a "TABLE OF CONTENTS" section with a dropdown menu showing "Summary". To the right of the dropdown are "PREV" and "NEXT" buttons. The main content area is titled "Summary" and contains the following text: "The Career Key measures how similar you are compared to six basic types of personalities, together called the Holland Code. The higher you score, the more you are like that type." Below the summary, there's a "What's Next" section with three items: 1. "Take a look at the traits where you received your **highest scores** and then view the related careers for those types." 2. "Keep an open mind. You might find a career path you'd never considered before." 3. "You are unique. Not every career that matches a personality type will be a match to your interests, skills, aspirations, or desired lifestyle. The trick is to discover the ones that do." Below the "What's Next" section, there's a "Your Top Holland Traits" section with two cards. The first card is for "Social" with a score of 8. It includes the text: "HOLLAND TRAIT Likes to do things to help people -- like, teaching, nursing, or giving first aid, providing information. Generally avoids using machines, tools, or animals to achieve a goal." and a "VIEW CAREERS" button. The second card is for "Investigative" with a score of 6. It includes the text: "HOLLAND TRAIT Likes to study and solve math or science problems. Generally avoids leading, selling, or persuading people." and a "VIEW CAREERS" button.

StrengthsExplorer®

StrengthsExplorer® will help uncover your talents and reveal your potential strengths to you and the people in your world.

The assessment will take approximately 20 minutes and includes 78 questions.

StrengthsExplorer® cannot be reset by you or your counselor.

StrengthsExplorer

✓

STEP 2

STEP 3

IntroTake AssessmentView Results

Friends tell me about their problems.

Almost Always
(or Always)

Often

Sometimes


Almost Never
(or Never)

This Question
Does Not Make
Sense To Me

Next Question

StrengthsExplorer® results will provide explanations of your top three themes, strategies on how to capitalize on your success, and a list of action items so you can continue building on their strengths. Results will also include a list of best fit career pathways.

OverviewSections



Your Top 3 Themes

You are the only person with your exact talents. Nobody in the world is the same as you.

1. Organizer

Scheduling, planning, and organizing your world makes life better. People count on you to get the details right and pull a plan together.

2. Achieving


You have more energy and more goals than other people. You love a sense of accomplishment.

3. Dependability

Trust is important to you, and you care about being seen as responsible and trustworthy. People count on you to do what you say you will do. When you make a promise, you mean to keep it.

Theme Details

Here is a complete summary of your themes from StrengthExplorer®



StrengthsExplorer will help you think about your talents - the ways in which you naturally think, feel, or behave. Thinking about your talents may be new for you. The StrengthsExplorer report will help you begin to discover and talk about your greatest talents by identifying the areas, or "themes", in which they are found. Even though everyone has talents in all 10 of these themes, StrengthsExplorer tells you your top three themes. The descriptions of your top themes probably express the way you are much, or even most, of the time. Friends, parents and teachers might use similar words to describe you. Learning about your talents can help you grow and build strengths, as well as help you achieve what you want to do in your life.

You are the only person with your exact combination of talents - even if someone has the same top themes as you. As you read through our top themes, please remember that while some of the talents described may not fit you, many of the talents described should sound very familiar - and that is what's important. To learn about your own talents, pay the most attention to the sentences that sound the most like you.

Page 8 of 8

Last Updated: 12/10/20

© 2020 Hobsons. All rights reserved worldwide.