



















M	Morning physical activity - http://jumpstartionny.co.uk/	<p>Phonics</p> <p>Today we are going to be using word building</p> <p>We are going to say the sound and read the word as we identify the sounds we need to build the word. Once completed you will say the sound and write the word.</p> <p>ue-argue</p> <p>cue</p> <p>due</p>	<p>English</p> <p>Learning Objective To use descriptive language</p> <p>Success Criteria</p> <ul style="list-style-type: none"> • Think, write, read • Capital letters and full stops • Describe the gentle winds • Describe the strong winds • Re-read sentences and check they make sense. <p>Today you are going to describe the wind from the story Elephant dance. First you will describe the gentle wind https://www.youtube.com/watch?v=4KzFe50RQkQ and then the strong winds https://www.youtube.com/watch?v=MIhPkoUO8rc using a range of adjectives and adverbs. Then describe how the gentle winds make you feel and then the strong winds. Can you compare the two winds?</p>	<p>Maths</p> <p>Learning Objective To be able to count to and across 100, forwards and backwards, beginning with 0 or 1, or from any given number. Read numbers up to 100 in numerals.</p> <p>Success Criteria Remember to...</p> <p>Count carefully and move the objects as you count. Think about which way we count on a 100 square each time. Make sure you say each number when counting forwards and backwards.</p> <p>Click on the link below: T 6 WK 2 Monday Maths</p>	<p>Reading</p> <p>Reading via Bug Club or your allocated reading book(s).</p> <p></p> <p>Click here for Bug Club Login</p>	<p>Geography</p> <p>Learning Challenge: To understand seasonal weather changes and what this looks like in our environment.</p> <p>Success Criteria: name and describe the four seasons</p> <p>....observe and describe weather associated with the seasons, and how day length varies</p> <p>.....understand ways of measuring the weather</p> <p>....understand that some types of weather can be dangerous</p> <p>Click on the links below- T 6 WK 2 Monday Geography Seasonal Changes</p> <p>T 6 WK 2 Monday Geography 5 day weather diary</p> <p>T 6 WK 2 Monday Geography</p>	<p>PE</p> <p>Learning challenge: Today you will need a large ball and a tennis ball.</p> <p>Yellow Challenge  With right hand against a wall or taking turns with a member of your family to perform these activities: I can roll a large ball and collect the rebound. I can roll a small ball and collect the rebound. I can throw a large ball and catch the rebound with 2 hands.</p> <p>Green Challenge With right hand against a wall or taking turns with a member of your family to perform these activities: I can throw a tennis ball and catch it with the same hand after 1 bounce. I can throw a tennis ball and catch it with the same hand without a bounce. I can throw a tennis ball and catch it with the other hand after 1 bounce. I can throw a tennis ball and catch it with the other hand without a bounce. I can strike a large, soft ball along the ground with my hand 5 times in a rally.</p> <p>Remember to: Think about how you can show a good ready position to catch a ball.</p> <p>Story Time Please share one of your favourite books with an adult, or visit https://www.bbc.co.uk/iplayer/episodes/b00jdlm2/cbeebies-bedtime-stories and choose a story you have not heard before.</p>
---	---	--	---	--	--	--	---

T	Morning physical activity - http://lumpstartionny.co.uk/	<p>Phonics</p> <p>Link to 37 June morning EC Unit 21 phoneme 'ue'</p> <p>Today you are going to be retrieving the sound <ue> Read –</p> <p>A June Morning</p> <p>Identify all the <ue> sounds and make a list of the same sound different spelling</p>	<p>English</p> <p>Learning Objective To use our senses to describe the rain.</p> <p>Success Criteria</p> <ul style="list-style-type: none"> • Think, write, read • Capital letters and full stops • Describe what you can hear • Describe what you can see • Re-read sentences and check they make sense. <p>Today you are going to read the story up to the description of the monsoon rain. You will describe what you can hear from the rain using the clip https://www.youtube.com/watch?v=z4MNElxf6k and then describe what you can see https://www.youtube.com/watch?v=wnKz7-vjp_w using a range of adjectives.</p> <p>Handwriting</p> <p>Once completed watch the handwriting videos to complete a range handwriting. https://central.espresso.co.uk/espresso/primary_uk/subject/module/video_index/item124412/grade1/index.html</p> <p> The username Espresso username – student29349 Password -Poundhill2016</p>	<p>Maths</p> <p>Learning Objective To be able to partition and combine numbers using apparatus if required e.g. partition 76 into tens and ones; combine 6 tens and 4 ones. Write numbers up to 100 in numerals</p> <p>Success Criteria Remember to...</p> <p>Count tens and ones carefully, making sure that you don't count a one as a ten Count in order Move objects/ base tens and ones as you count</p> <p>Click on the link below: T 6 WK 2 Tuesday Maths</p>	<p>Reading</p> <p>Reading via Bug Club or your allocated reading book(s).</p> <p> Bug Club</p> <p>Click here for Bug Club Login</p>	<p>Computing</p> <p>Learning Objective: To open and use a programme. To save work. To edit work before submitting to teachers for marking.</p> <p>Success Criteria: Open the programme. Submit answers. Save work. Check and correct work.</p> <p>2Do: Fractions</p> <p>Open the fractions problem and read the instructions carefully. Look at each picture, think carefully about whether you can see the shape has been shaded to show half or quarter. Click the answer that you think is correct. Make sure you go back to correct any mistakes before you submit your work, that will help you to grow your brain.</p> <p></p> <p>Remember: Please upload your work to Purple Mash, so that we can see your amazing pictograms. Read your teacher's comments, if you need to check any answers, make sure you go back and try again.</p>	<p>PE</p> <p>Learning challenge: To create your own ball game that includes some of the skills you were learning yesterday.</p> <p>Success Criteria: I can think of a fun ball game. My ball game will include at least one of the following skills: rolling a ball against a wall or to a partner and collecting it, catching a ball with two hands, catching a tennis ball with either hand after one bounce or after no bounce, striking a ball along the ground with my hand at least 5 times.</p> <p>Following on from yesterday, we would like you to create your own fun ball game that you can play by yourself or with members of your family. Challenge yourself to include as many of the skills that you learned yesterday that you can. How will you know who is winning? How will you change your game to make it even more challenging? How will you adapt your game, so that everybody in your home can take part?</p> <p>Remember to: Upload your games onto Purple Mash. We can't wait to play them in school, too.</p> <p>Story Time Please share one of your favourite books with an adult, or visit https://www.bbc.co.uk/iplayer/episodes/b00jdlm2/cbeebies-bedtime-stories and choose a story you have not heard before.</p>
---	---	--	---	---	--	---	---

W	Morning physical activity - http://jumpstartionny.co.uk/	<p>Phonics</p> <p>Today we are going to be using sound swap.</p> <p>We are going to say the say the sound read the word and identify the sound we need to swap.</p> <p>knew>new>sew>stew >slew> blew></p>	<p>English</p> <p>Learning Objective To use similes</p> <p>Success Criteria</p> <ul style="list-style-type: none"> • Think, write, read • Capital letters and full stops • Include descriptive language • Include similes • Re read sentences to check they make sense. <p>Today you are going to recap and read up to and including –</p> <p>‘When the sun and the rain meet they make a rainbow stretching over the sky’.</p> <div data-bbox="521 735 723 1007" data-label="Image"> </div> <p>You are going to write your own descriptions of the rainbow colours - Red as a bright tomato Orange as a</p> <p>Once completed you are to describe the rainbow-EG- A rainbow is like an arc of colourful flowers in the sky that can be seen when the sun shines brightly through falling droplets of rain.</p>	<p>Maths</p> <p>Learning Objective Count, read and write numbers to 100 in numerals and be able to partition into tens and ones.</p> <p>Success Criteria Remember to...</p> <p>Count tens and ones carefully, making sure that you don't count a one as a ten Count in order Move objects/ base tens and ones as you count</p> <p>Click on the link below:</p> <p>T 6 WK 2 Wednesday Maths</p>	<p>Reading</p> <p>Reading via Bug Club or your allocated reading book(s).</p> <div data-bbox="1182 304 1279 400" data-label="Image"> </div> <p>Click here for Bug Club Login</p>	<p>Science</p> <p>Learning Objective: I can identify and name a variety of common wild and garden plants.</p> <p>Success Criteria: I can name many common flowers. I can remember where these plants might grow. I can remember which plants have been planted by humans and which grow naturally.</p> <p>T6 wk2 Wednesday Science WILD AND GARDEN PLANTS</p> <p>Read through lots of information and descriptions of different plants that grow in the wild and in people's gardens. Think about how the plants are different in terms of how they grow and survive. There are lots of lovely plant photos for you to sort into groups – wild plants and garden plants. Maybe you could go for a walk to see if you can find any of the plants in real life.</p> <p>Remember: do not pick flowers from other peoples gardens or in the wild, leave them there for wildlife to enjoy.</p>	<p>PE</p> <p>Learning challenge To perform yoga actions.</p> <p>Click on the link to access a yoga exercise. Cosmic Kids Yoga - YouTube</p> <p>Remember to: Take deep breaths as you perform each move. Make sure you stop for a drink and a rest.</p> <p>Story Time Please share one of your favourite books with an adult, or visit https://www.bbc.co.uk/iplayer/episodes/b00jdlm2/cbeebies-bedtime-stories and choose a story you have not heard before</p>
---	---	---	--	---	---	---	--

T H	Morning physical activity - http://jumpstartjonny.co.uk/	<p>Phonics</p> <p>Today we are going to complete a sentence dictation, revising the <ue> sound. Can a member of your family read the sentence and then you write it?</p> <p>The huge stew was due in the unit.</p>	<p>English</p> <p>Learning Objective: To describe a characters feelings.</p> <p>Success Criteria:</p> <ul style="list-style-type: none"> Say your sentence before you write it Capital letters and full stops Include what the character looks like Include how the character is feeling. <p>Break</p>  <p>Today you will read the following page when Ravi took Grandfather to the market. Focus on what the characters are wearing. What season do you think it is? How do you know? What clues do we have?</p> <p>Today you are to describe the characters feelings on the inside and what they look like on the outside of a drawing of each character.</p> <p>Then using the assortment of language you are to describe each character.</p> <p>EG- Ravi is a young boy thrilled to be out shopping with his elderly Grandfather. He is wearing a warm fluffy jumper to keep out the chill of the wind.</p>	<p>Maths</p> <p>Learning Objective</p> <p>Be able to identify and represent numbers using objects and pictorial representation in order to compare the numbers and use the language of: equal to, more than, less than, most, least.</p> <p>Success Criteria</p> <p>Remember to...</p> <p>Look at the tens to know which number is greater Consider where they sit in the 100 square Use a place value chart to help you</p> <p>Break</p> <p>Click on links below: T 6 WK 2 Monday Maths</p>	<p>Reading</p> <p>Reading via Bug Club or your allocated reading book(s).</p>  <p>Bug Club</p> <p>Click here for Bug Club Login</p> <p>Break</p>	<p>DT</p> <p>Learning Challenge: To design a purposeful, functional and appealing sari or sherwani garment based upon given design criteria.</p> <p>Success Criteria: I can think about the design criteria as I work. I can think about which materials I want to choose. I can think about what I will use to join them to each other successfully.</p> <p>Today we would like you to design your own sari or sherwani. Watch the following powerpoint to find out more: T6 WK 2 Thursday DT Designing your sari or sherwani</p> <p>You can create your own design sheet to draw your sari or sherwani design on or download the first page of one of the following files: T6 WK2 Thursday DT Sherwani plan and evaluation T6 WK2 Thursday DT Sari plan and evaluation</p> <p>Remember: Your design must meet the design criteria.</p> <p>Lunch break</p>	<p>PE</p> <p>Learning challenge To perform yoga actions.</p> <p>Click on the link to access a yoga exercise. Cosmic Kids Yoga - YouTube</p> <p>Remember to: Take deep breaths as you perform each move. Make sure you stop for a drink and a rest.</p> <p>Story Time Please share one of your favourite books with an adult, or visit https://www.bbc.co.uk/iplayer/episodes/b00jdlm2/cbeebies-bedtime-stories and choose a story you have not heard before</p>
--------	---	--	---	---	---	---	--

F	<div>Morning physical activity - http://jumpstartionny.co.uk/</div>	<div><div>Phonics</div><div>Practice your spellings using this link: https://www.purplemash.com/#~bGF1bmNoZXI9anNhCHBzJTJGZGI5JTJGcXVpenNwJmxhdW5jaGVyTmFtZT1qc2FwcHMIMkZkaXklMkZxdWl6c3AmdXNlcndvcm9U3</div><div><table><tr><td>Word</td></tr><tr><td>ask</td></tr><tr><td>friend</td></tr><tr><td>school</td></tr><tr><td>put</td></tr><tr><td>push</td></tr><tr><td>pull</td></tr></table></div><div><div>Use the link to practise your handwriting https://central.espresso.co.uk/espresso/primary_uk/suject/module/video/item339820/grade1/module1244120/index.html</div><div><div></div><div>The username Espresso username – student29349 Password -Poundhill2016</div></div></div><td><div><div>English</div><div><div>Learning Objective</div><div>To use the personal pronoun ‘I’</div></div><div><div>Success Criteria</div><div>Capital letter at the start of your sentence Include ‘I’ in your sentences. Think write read</div></div><div><div>Today you are going to recall a time when you have been out somewhere with a relative , just like Ravi when he went to the market with his Grandfather. You are going to describe what you have done with a relative using the personal pronoun ‘I’. Eg- I loved my day out with my Nan, she took me to the park and brought me an ice cream. The best part was when I ran to the top of the hill and rolled all the way down. Remember to describe how the outing made you feel.</div></div></div><td><div><div>Maths</div><div><div>Learning Objective</div><div>Count in multiples of twos, fives and tens from 0. To be able to use the symbols < > = as well as language (more, less, equal to) to compare numbers.</div></div><div><div>Success Criteria</div><div>Remember to...</div></div><div><div>Use the crocodile mouth to help you remember he eats the larger number Make sure you check tens to find the greater number If they are equal they must be the same</div></div><div><div>Click on the links from</div><div>T 6 WK 2 Friday Maths</div></div></div><td><div><div>Reading</div><div>Reading via Bug Club or your allocated reading book(s).</div><div><div></div><div>Click here for Bug Club Login</div></div></div><td><div><div>Feel Good Friday</div><div><div>RE:</div><div><div>Learning Challenge:</div><div>To be able to re-tell and understand the religious significance of the Islamic Creation Story. To be able to compare Creation stories from different faiths.</div></div><div><div>Success Criteria:</div><div>I can re-tell the story using words. I can think about why this story is important to Muslims.</div></div><div><div>Today we would like you find out about the Islamic Creation story by watching the link below: T6 Wk2 Friday RE Islamic Creation Story Whilst watching the link, think about: Which religion is this Creation story from? Who do Muslims believe created the world? Do Muslims believe the world has been created once or more than once? How many days do Muslims believe it took to create the world? Muslims believe that Allah took seven kinds of earth and moulded them into a model of a man. He breathed life and power into it, and it immediately sprang to life. We would like you to draw a picture of your AMAZING self; using a mirror to help you to make sure it really looks like you. Then write sentences around your picture to explain what makes you AMAZING e.g. I am kind, I can swim. I can sing beautifully, I look after my dog etc.</div></div><div><div>Remember:</div><div>Please upload your picture and sentences to Purple Mash.</div></div></div></div><td><div><div>Feel Good Friday</div><div><div>Go to our Wellbeing and Nurture web page. Click on this link to access it and choose an activity that best supports your Friday afternoon: https://www.poundhillinfantacademy.org.uk/teaching-and-learning/wellbeing-nurture</div><div></div></div></div></td></td></td></td></td></div>	Word	ask	friend	school	put	push	pull	<div><div>English</div><div><div>Learning Objective</div><div>To use the personal pronoun ‘I’</div></div><div><div>Success Criteria</div><div>Capital letter at the start of your sentence Include ‘I’ in your sentences. Think write read</div></div><div><div>Today you are going to recall a time when you have been out somewhere with a relative , just like Ravi when he went to the market with his Grandfather. You are going to describe what you have done with a relative using the personal pronoun ‘I’. Eg- I loved my day out with my Nan, she took me to the park and brought me an ice cream. The best part was when I ran to the top of the hill and rolled all the way down. Remember to describe how the outing made you feel.</div></div></div> <td><div><div>Maths</div><div><div>Learning Objective</div><div>Count in multiples of twos, fives and tens from 0. To be able to use the symbols < > = as well as language (more, less, equal to) to compare numbers.</div></div><div><div>Success Criteria</div><div>Remember to...</div></div><div><div>Use the crocodile mouth to help you remember he eats the larger number Make sure you check tens to find the greater number If they are equal they must be the same</div></div><div><div>Click on the links from</div><div>T 6 WK 2 Friday Maths</div></div></div><td><div><div>Reading</div><div>Reading via Bug Club or your allocated reading book(s).</div><div><div></div><div>Click here for Bug Club Login</div></div></div><td><div><div>Feel Good Friday</div><div><div>RE:</div><div><div>Learning Challenge:</div><div>To be able to re-tell and understand the religious significance of the Islamic Creation Story. To be able to compare Creation stories from different faiths.</div></div><div><div>Success Criteria:</div><div>I can re-tell the story using words. I can think about why this story is important to Muslims.</div></div><div><div>Today we would like you find out about the Islamic Creation story by watching the link below: T6 Wk2 Friday RE Islamic Creation Story Whilst watching the link, think about: Which religion is this Creation story from? Who do Muslims believe created the world? Do Muslims believe the world has been created once or more than once? How many days do Muslims believe it took to create the world? Muslims believe that Allah took seven kinds of earth and moulded them into a model of a man. He breathed life and power into it, and it immediately sprang to life. We would like you to draw a picture of your AMAZING self; using a mirror to help you to make sure it really looks like you. Then write sentences around your picture to explain what makes you AMAZING e.g. I am kind, I can swim. I can sing beautifully, I look after my dog etc.</div></div><div><div>Remember:</div><div>Please upload your picture and sentences to Purple Mash.</div></div></div></div><td><div><div>Feel Good Friday</div><div><div>Go to our Wellbeing and Nurture web page. Click on this link to access it and choose an activity that best supports your Friday afternoon: https://www.poundhillinfantacademy.org.uk/teaching-and-learning/wellbeing-nurture</div><div></div></div></div></td></td></td></td>	<div><div>Maths</div><div><div>Learning Objective</div><div>Count in multiples of twos, fives and tens from 0. To be able to use the symbols < > = as well as language (more, less, equal to) to compare numbers.</div></div><div><div>Success Criteria</div><div>Remember to...</div></div><div><div>Use the crocodile mouth to help you remember he eats the larger number Make sure you check tens to find the greater number If they are equal they must be the same</div></div><div><div>Click on the links from</div><div>T 6 WK 2 Friday Maths</div></div></div> <td><div><div>Reading</div><div>Reading via Bug Club or your allocated reading book(s).</div><div><div></div><div>Click here for Bug Club Login</div></div></div><td><div><div>Feel Good Friday</div><div><div>RE:</div><div><div>Learning Challenge:</div><div>To be able to re-tell and understand the religious significance of the Islamic Creation Story. To be able to compare Creation stories from different faiths.</div></div><div><div>Success Criteria:</div><div>I can re-tell the story using words. I can think about why this story is important to Muslims.</div></div><div><div>Today we would like you find out about the Islamic Creation story by watching the link below: T6 Wk2 Friday RE Islamic Creation Story Whilst watching the link, think about: Which religion is this Creation story from? Who do Muslims believe created the world? Do Muslims believe the world has been created once or more than once? How many days do Muslims believe it took to create the world? Muslims believe that Allah took seven kinds of earth and moulded them into a model of a man. He breathed life and power into it, and it immediately sprang to life. We would like you to draw a picture of your AMAZING self; using a mirror to help you to make sure it really looks like you. Then write sentences around your picture to explain what makes you AMAZING e.g. I am kind, I can swim. I can sing beautifully, I look after my dog etc.</div></div><div><div>Remember:</div><div>Please upload your picture and sentences to Purple Mash.</div></div></div></div><td><div><div>Feel Good Friday</div><div><div>Go to our Wellbeing and Nurture web page. Click on this link to access it and choose an activity that best supports your Friday afternoon: https://www.poundhillinfantacademy.org.uk/teaching-and-learning/wellbeing-nurture</div><div></div></div></div></td></td></td>	<div><div>Reading</div><div>Reading via Bug Club or your allocated reading book(s).</div><div><div></div><div>Click here for Bug Club Login</div></div></div> <td><div><div>Feel Good Friday</div><div><div>RE:</div><div><div>Learning Challenge:</div><div>To be able to re-tell and understand the religious significance of the Islamic Creation Story. To be able to compare Creation stories from different faiths.</div></div><div><div>Success Criteria:</div><div>I can re-tell the story using words. I can think about why this story is important to Muslims.</div></div><div><div>Today we would like you find out about the Islamic Creation story by watching the link below: T6 Wk2 Friday RE Islamic Creation Story Whilst watching the link, think about: Which religion is this Creation story from? Who do Muslims believe created the world? Do Muslims believe the world has been created once or more than once? How many days do Muslims believe it took to create the world? Muslims believe that Allah took seven kinds of earth and moulded them into a model of a man. He breathed life and power into it, and it immediately sprang to life. We would like you to draw a picture of your AMAZING self; using a mirror to help you to make sure it really looks like you. Then write sentences around your picture to explain what makes you AMAZING e.g. I am kind, I can swim. I can sing beautifully, I look after my dog etc.</div></div><div><div>Remember:</div><div>Please upload your picture and sentences to Purple Mash.</div></div></div></div><td><div><div>Feel Good Friday</div><div><div>Go to our Wellbeing and Nurture web page. Click on this link to access it and choose an activity that best supports your Friday afternoon: https://www.poundhillinfantacademy.org.uk/teaching-and-learning/wellbeing-nurture</div><div></div></div></div></td></td>	<div><div>Feel Good Friday</div><div><div>RE:</div><div><div>Learning Challenge:</div><div>To be able to re-tell and understand the religious significance of the Islamic Creation Story. To be able to compare Creation stories from different faiths.</div></div><div><div>Success Criteria:</div><div>I can re-tell the story using words. I can think about why this story is important to Muslims.</div></div><div><div>Today we would like you find out about the Islamic Creation story by watching the link below: T6 Wk2 Friday RE Islamic Creation Story Whilst watching the link, think about: Which religion is this Creation story from? Who do Muslims believe created the world? Do Muslims believe the world has been created once or more than once? How many days do Muslims believe it took to create the world? Muslims believe that Allah took seven kinds of earth and moulded them into a model of a man. He breathed life and power into it, and it immediately sprang to life. We would like you to draw a picture of your AMAZING self; using a mirror to help you to make sure it really looks like you. Then write sentences around your picture to explain what makes you AMAZING e.g. I am kind, I can swim. I can sing beautifully, I look after my dog etc.</div></div><div><div>Remember:</div><div>Please upload your picture and sentences to Purple Mash.</div></div></div></div> <td><div><div>Feel Good Friday</div><div><div>Go to our Wellbeing and Nurture web page. Click on this link to access it and choose an activity that best supports your Friday afternoon: https://www.poundhillinfantacademy.org.uk/teaching-and-learning/wellbeing-nurture</div><div></div></div></div></td>	<div><div>Feel Good Friday</div><div><div>Go to our Wellbeing and Nurture web page. Click on this link to access it and choose an activity that best supports your Friday afternoon: https://www.poundhillinfantacademy.org.uk/teaching-and-learning/wellbeing-nurture</div><div></div></div></div>
		Word												
ask														
friend														
school														
put														
push														
pull														
	<div>Break</div>	<div>Break</div>	<div>Break</div>	<div>Lunch break</div>										