

FACTS *and* FIGURES

FOUNDED IN 1988 • 8 WEEKS - 8TH GRADE

STUDENT TO TEACHER RATIO

Infants & Toddlers 4:1



Early Preschool 6:1



Preschool 7:1



Pre-K 8:1



Elementary 10:1



6-8TH GRADE: >>>

Core Classes 15:1

Electives 10:1

Advisory 9:1

TOTAL ENROLLMENT: Approx. **450**

SIZE OF CAMPUS: **6** Acres

ACCREDITATION AND AFFILIATIONS

CAIS • NAIS • NAES • Diocese of Los Angeles Commission on Schools



READING SCORES

percentage of students reading at least one grade level above their grade level

13% KINDERGARTEN

46% 1ST - 5TH GRADE

AMOUNT AWARDED IN FINANCIAL AID

Approx. **10%** of tuition income allocated to Financial Aid awards

CLUBS AND AFTER SCHOOL OFFERINGS

ETIQUETTE
SOCCER SHOTS
ACADEMIC CHESS
TENNIS
OFFICE HOURS
CRAFTING
Performing Arts
Scouts
GOLF
CULINARY KIDS

LONGEVITY OF FACULTY AND STAFF

33% of employees have worked 10 or more years at St. John's

11% of employees have worked 20 or more years at St. John's

LONGEVITY OF STUDENTS

23% of current 8th grade class has attended St. John's since preschool

40% of current class has attended St. John's since Kindergarten



MINUTES IN SCIENCE FROM K-8

K-2 **40 MIN** average 40 minutes per week with a specialist

3-5 **90 MIN** average 90 minutes per week with a specialist

6-8 **3.75 HRS** average 3.75 hours per week with a specialist

NUMBER OF INTERNATIONAL STUDENTS



2020-2021 = **19**

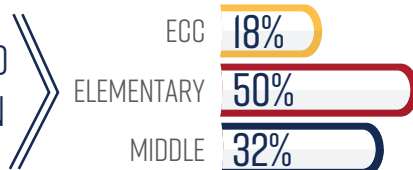
Max **7%** of enrollment K-8

NUMBER OF FACULTY/ STAFF

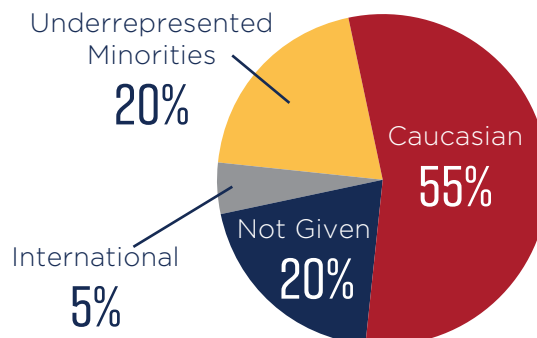
28 STAFF

63 TEACHERS AND AIDES

% ENROLLED BY DIVISION



RACE/ ETHNIC DIVERSITY



CO-CURRICULAR ACTIVITIES

% of eligible students participating in the Elementary Division Play

50%

MALE TO FEMALE RATIO (OVERALL)

47% MALE

53% FEMALE

MATRICULATION FROM ELEMENTARY TO MIDDLE: **92%**

Basketball
 Cheerleading
 CROSS COUNTRY
FOOTBALL
 LACROSSE
SOCCER
 TRACK AND FIELD
VOLLEYBALL

% of eligible students playing a sport
76%

TECHNOLOGY



MAC PC devices 3D PRINTERS Nearpod Laser Cutter Office 365
 Google Docs One Note Classroom Green Screens 3D PENS VEX
 robotics SMART BOARDS TV Production Studio Microsoft Teams
 Live Stream cameras and more

6TH-8TH GRADE ELECTIVES

- Broadway Bound
- Coding
- Makers
- Music Technology
- Robotics
- Speech and Debate
- Sports/Games
- Study Hall
- TV Production
- Visual Arts
- Yearbook

SERVICE LEARNING PROJECTS

- NEGU Joy Jars
- Gleaning in Irvine Fields
- RSM Food Bank
- O'Neil Park Clean Up
- Birthday Boxes
- Students for Safe Water
- Soles for Souls

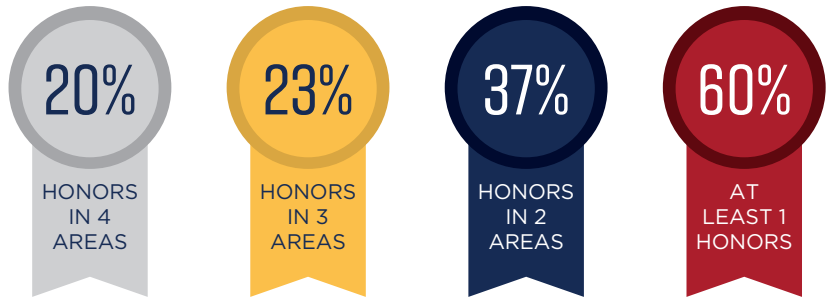


FULL TIME REGISTERED NURSE AND ASSISTANT

HS MATRICULATION

	2018-2019	2019-2020
SMCHS	60%	60%
JSERRA	12%	6%
ST. MARGARET'S	2%	9%
OCSA	2%	0%
PUBLIC	3%	17%
SAGE HILL	2%	2%
CREAN	3%	0%
MATER DEI	2%	0%
OTHER (INCLUDING BOARDING)	14%	6%

% OF STUDENTS ACCEPTED TO HS OFFERING HONORS



*ST. JOHN'S CLASS OF 2020 MATRICULATION DATA FOR SMCHS AND JSERRA

OVERNIGHT CLASS TRIPS

- 6TH - PALI INSTITUTE
- 7TH - SEA CAMP
- 8TH - WASHINGTON D.C.

OUTSIDE THE CLASSROOM

- 4th grade field trip to Sacramento
- 3rd grade community & business trip to Wendy's
- Feeding the homeless Catholic Workers
- Applied Medical Tour

INSTITUTIONAL PARTNERS

- Applied Medical
- Chapman University

St. JOHN'S
 EPISCOPAL SCHOOL



ADMISSIONS DEADLINES

NOVEMBER 30

Current family sibling application deadline

FEBRUARY 1

Applications due

International Student applications due

STAY CONNECTED

RSVP/ schedule tour:
www.StJohns-es.org/admissions



Like us on Facebook!



Follow us on Twitter!

@StJohnsRSM