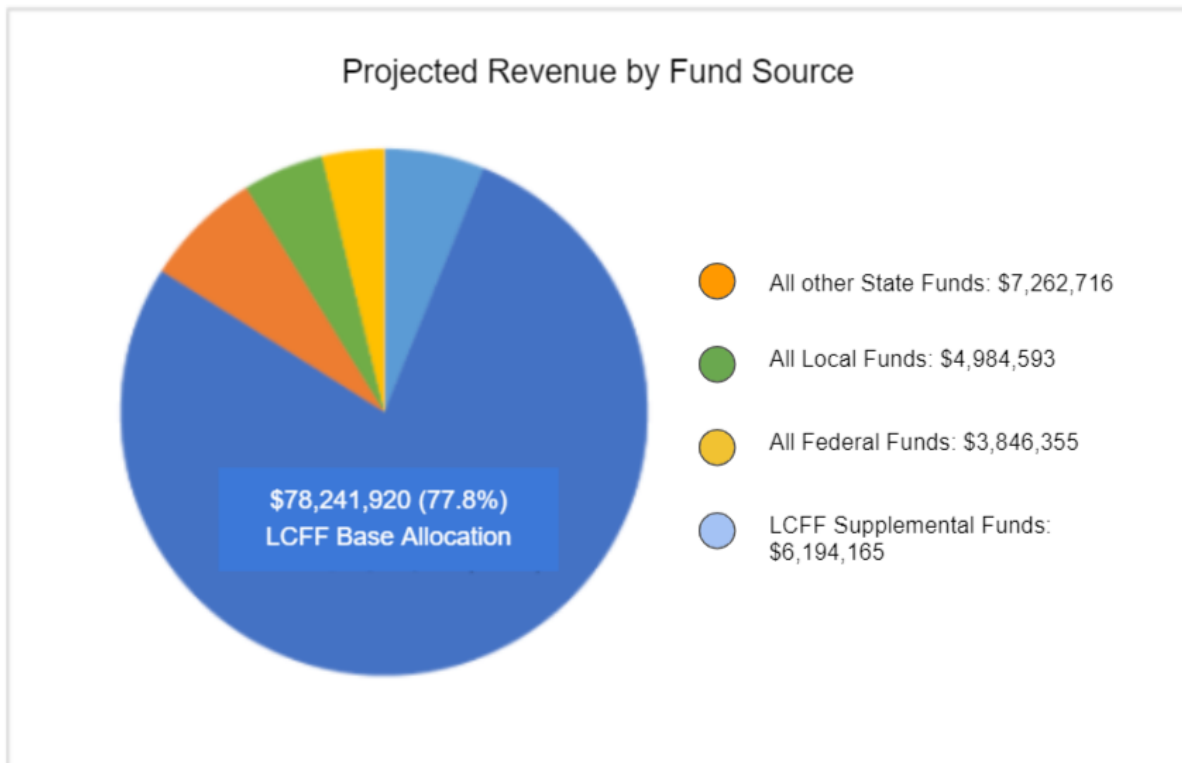


LCFF Budget Overview for Parents

Local Educational Agency (LEA) Name:	Morgan Hill Unified School District
CDS Code:	43695830000000
LEA contact information:	Kirsten Perez, Deputy Sup. 408-201-6000
Current School Year: 2020-21	Coming School Year: 2021-22

School districts receive funding from different sources: state funds under the Local Control Funding Formula (LCFF), other state funds, local funds, and federal funds. LCFF funds include a base level of funding for all LEAs and extra funding - called "supplemental and concentration" grants - to LEAs based on the enrollment of high needs students (foster youth, English learners, and low-income students).

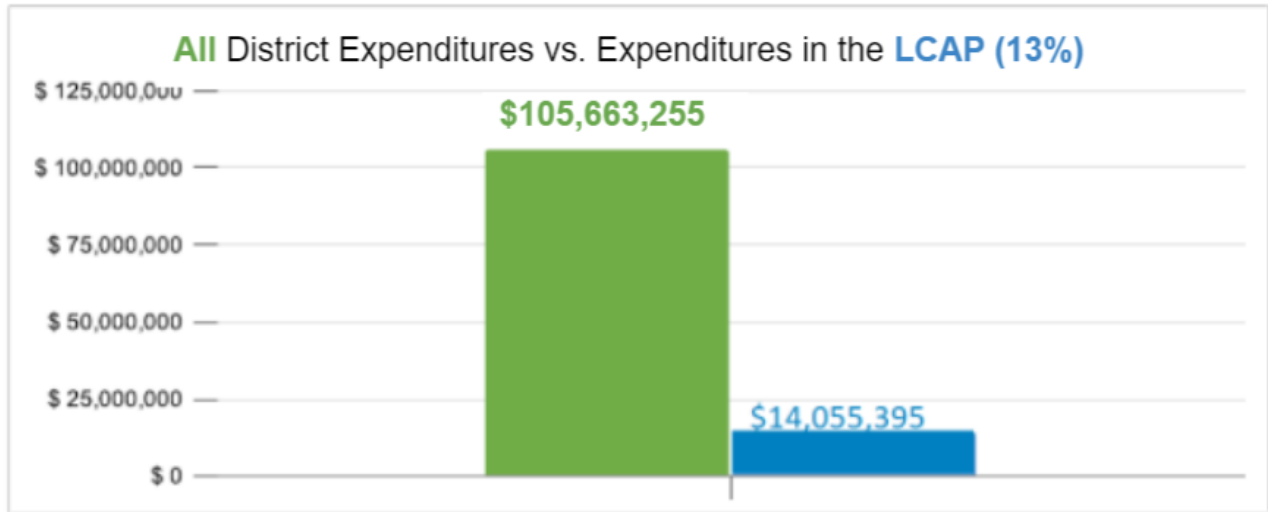
Budget Overview for the 2021 – 22 School Year



This chart shows the total general purpose revenue Morgan Hill Unified School District expects to receive in the coming year from all sources.

The total revenue projected for Morgan Hill Unified School District is \$100,529,749.00, of which \$84,436,085.00 is Local Control Funding Formula (LCFF), \$7,262,716.00 is other state funds, \$4,984,593.00 is local funds, and \$3,846,355.00 is federal funds. Of the \$84,436,085.00 in LCFF Funds, \$6,194,165.00 is generated based on the enrollment of high needs students (foster youth, English learner, and low-income students).

The LCFF gives school districts more flexibility in deciding how to use state funds. In exchange, school districts must work with parents, educators, students, and the community to develop a Local Control and Accountability Plan (LCAP) that shows how they will use these funds to serve students.



This chart provides a quick summary of how much Morgan Hill Unified School District plans to spend for 2021 – 22. It shows how much of the total is tied to planned actions and services in the LCAP.

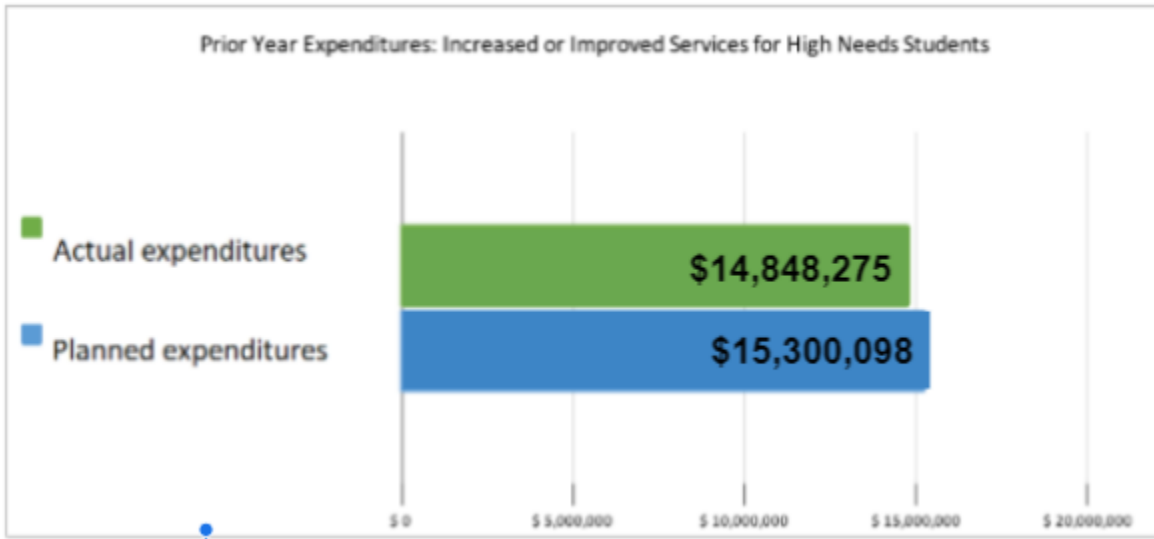
Morgan Hill Unified School District plans to spend \$105,663,255.00 for the 2021 – 22 school year. Of that amount, \$14,055,395.00 is tied to actions/services in the LCAP and \$91,607,860.00 is not included in the LCAP. The budgeted expenditures that are not included in the LCAP will be used for the following:

The 2021-22 LCAP does not contain routine actions and services necessary to the operation and maintenance of facilities including salaries and benefits for general program support and teaching staff. Instead, the LCAP focuses on the educational program including priority areas revealed by our needs assessment and stakeholder engagement.

Increased or Improved Services for High Needs Students in in the LCAP for the 2021 –22 School Year

In 2021 – 22, Morgan Hill Unified School District is projecting it will receive \$6,194,165.00 based on the enrollment of foster youth, English learner, and low-income students. Morgan Hill Unified School District must describe how it intends to increase or improve services for high needs students in the LCAP. Morgan Hill Unified School District plans to spend \$11,114,030.00 towards meeting this requirement, as described in the LCAP.

Update on Increased or Improved Services for High Needs Students in 2020 – 21 LCP



This chart compares what Morgan Hill Unified School District budgeted last year in the Learning Continuity Plan for actions and services that contribute to increasing or improving services for high needs students with what Morgan Hill Unified School District estimates it has spent on actions and services that contribute to increasing or improving services for high needs students in the current year.

In 2020 – 21, Morgan Hill Unified School District's Learning Continuity Plan budgeted \$15,300,098.00 for planned actions to increase or improve services for high needs students. Morgan Hill Unified School District actually spent \$14,848,275.00 for actions to increase or improve services for high needs students in 2020 – 21. The difference between the budgeted and actual expenditures of \$451,823.00 had the following impact on Morgan Hill Unified School District's ability to increase or improve services for high needs students:

2020-21 actual expenditures for high needs students were 97% of budgeted which does not constitute a material difference from planned allocations. Actual expenditures of \$14,848,275 far exceeded the LCFF supplemental allocation of \$5,836,154. This demonstrates a significant investment in excess of that required to address the individual barriers to distance learning confronting our highest needs students during the pandemic. It is also an indication of the constant readjustment to program and spending that happened while uncertain of when students would be able to return to in-person learning.