



Darien Public Schools Status Update

April 27, 2021



Darien Board of Education

Updates

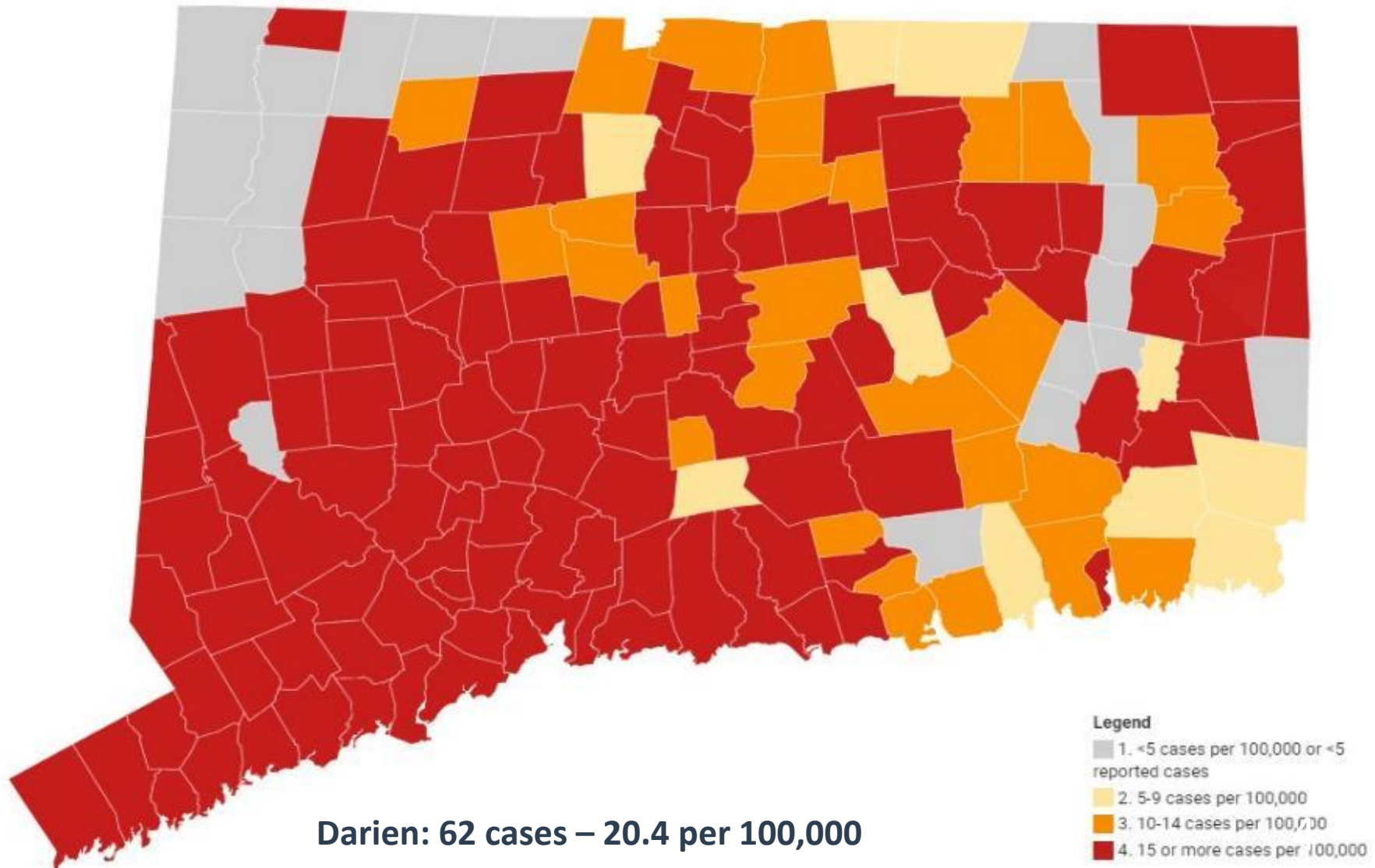
- 
- A photograph of a classroom. A teacher, a woman in a floral dress and a face shield, stands near a large interactive screen on the left. Several young students are seated at their desks, all wearing face masks. The classroom is filled with typical school supplies, bookshelves, and a green chalkboard in the background.
- COVID Case Metrics
 - Student Vaccination Clinics
 - Spectator Policy
 - Remote Learners
 - End of Year Ceremonies
 - 2021-2022 School Year

COVID-19 Cases

LOCATION	CURRENT CASES	CURRENT QUARANTINE	CUMULATIVE CASES	CUMULATIVE QUARANTINE
DHS/FITCH	4	3	151	879
MMS	3	3	69	535
HINDLEY	4	0	39	296
HOLMES	0	1	32	309
OX RIDGE	0	0	16	161
ROYLE	0	0	28	264
TOKENEKE	1	2	28	277
CENTRAL SERVICES	0	0	1	10
Total	12	9	364	2731

**current as of April 22, 2021*

Average Daily Rate of COVID-19 Cases Among Persons Living in Community Settings per 100,000 Population By Town (Data Updated: April 22, 2021)

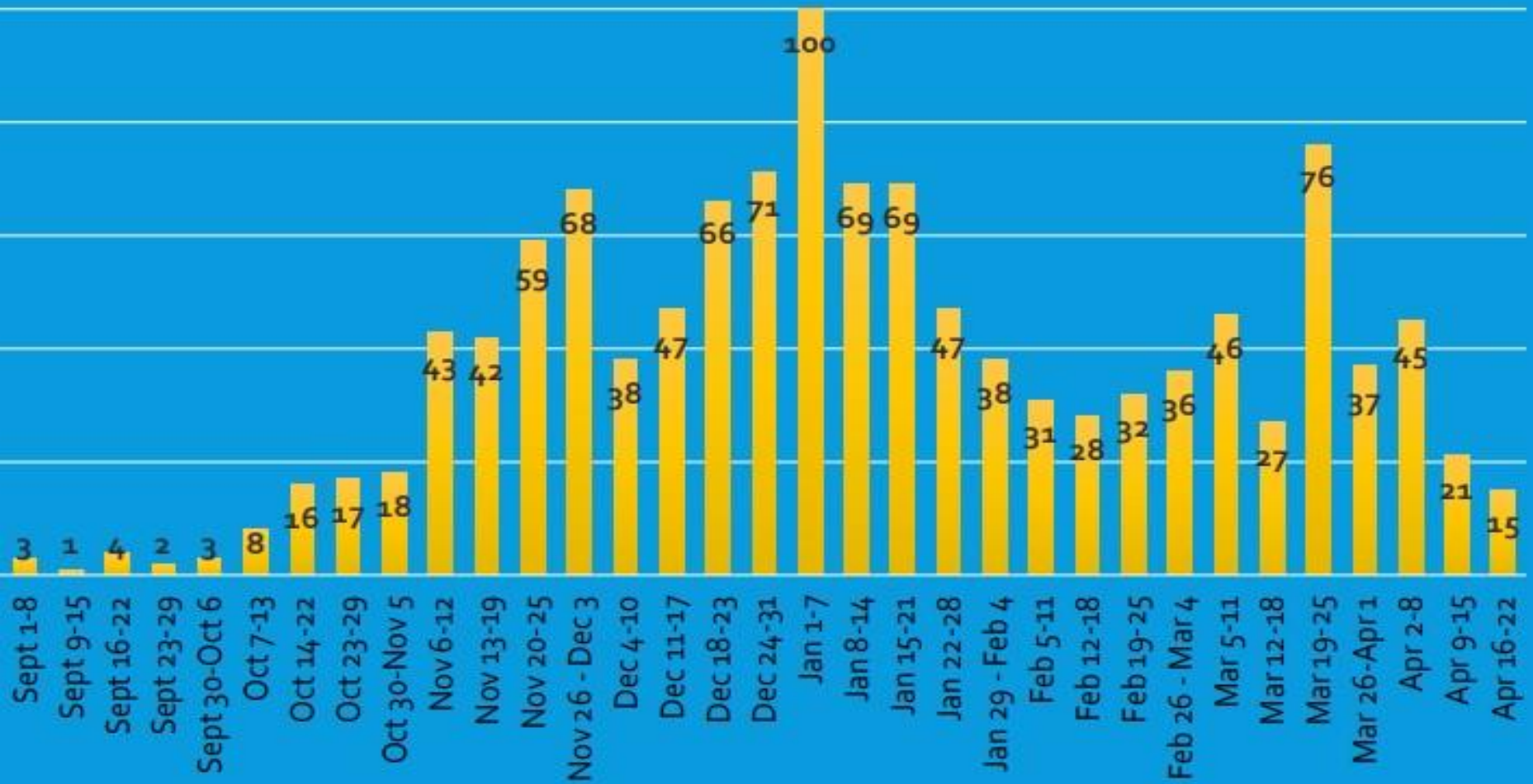


County Metrics Week ending Apr 17

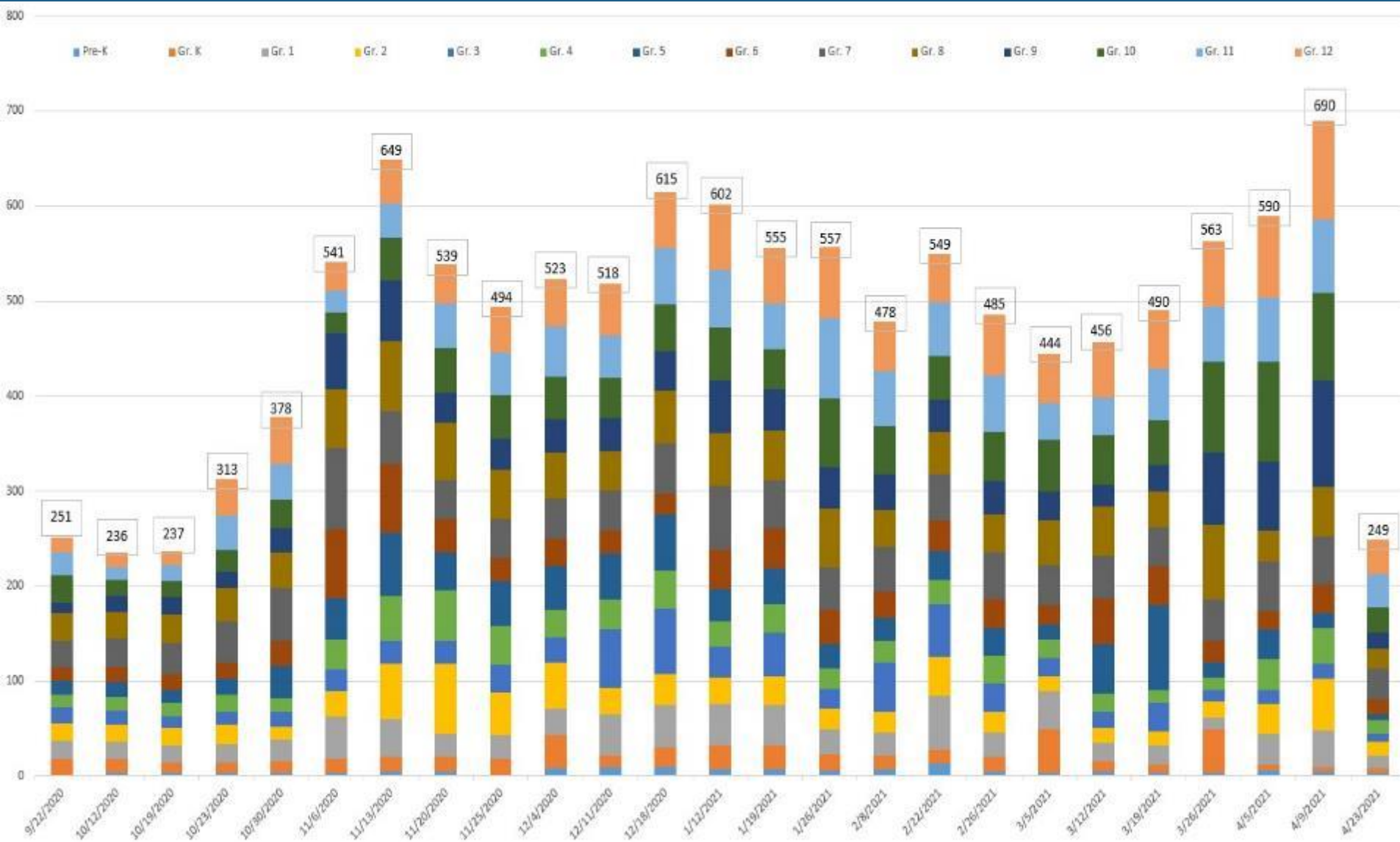
	Leading Indicator	Secondary Indicators		
County	New COVID-19 Cases (14-day avg. per 100K pop)	Percent Test Positivity	New COVID-19 Hospital Admissions (14-day avg. per 100K pop)	Percent COVID-like illness hospital ED visits
Connecticut	26.2	4.0%	2.8	4.0%
Fairfield	32.0	9.0%	3.5	6.5%

Town of Darien: COVID-19 Cases Since School Started 2020-21*

(Data contained may differ slightly from that reported by the State
due to use of different date ranges.)



Number of Remote Learners



Questions & Comments

