



Darien Public Schools Status Update

March 23, 2021



Darien Board of Education

Updates

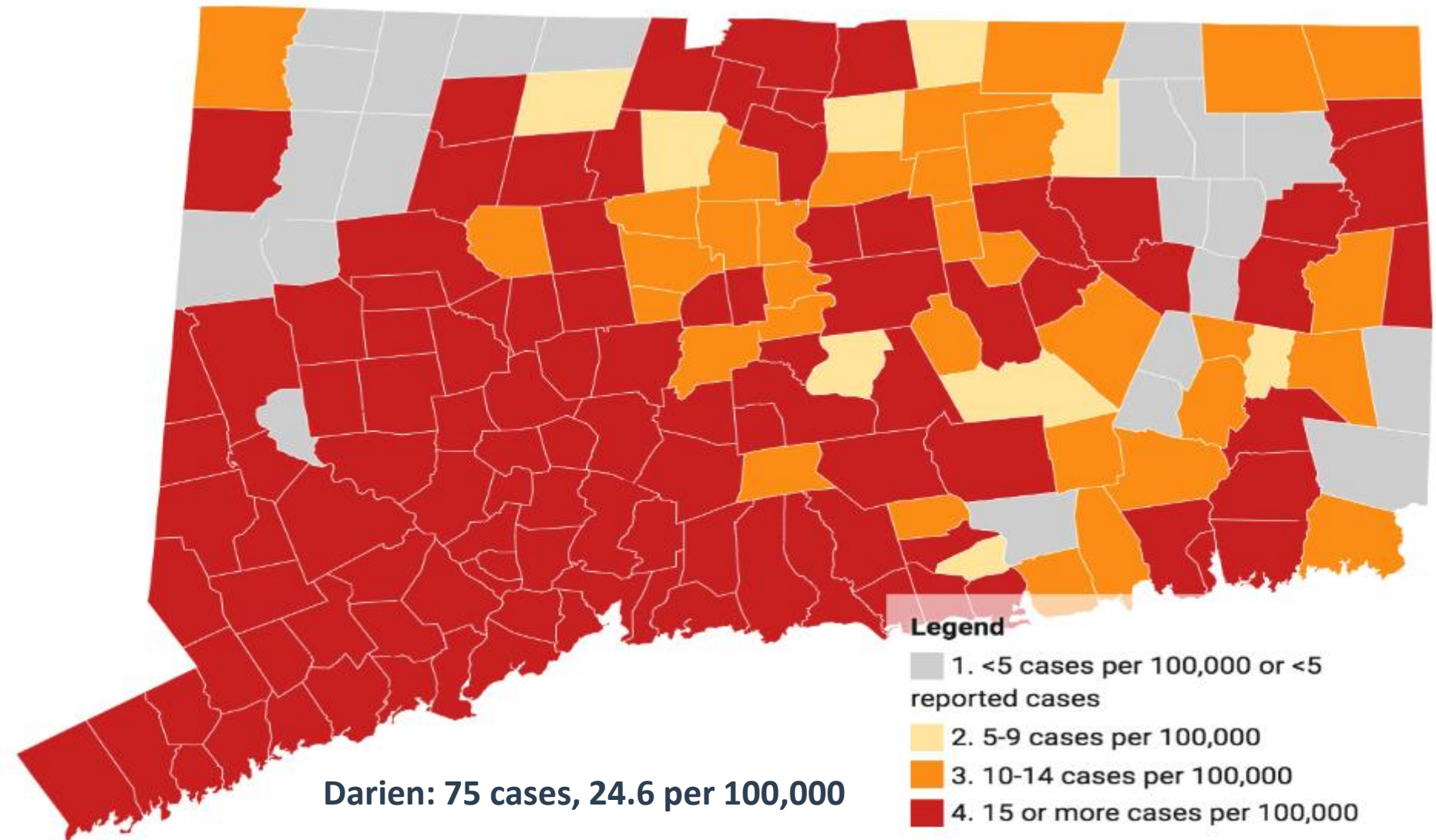
- 
- A photograph of a classroom. A teacher, a woman in a floral dress and a face shield, stands near a large interactive whiteboard. Several young students are seated at their desks, all wearing face masks. The classroom is filled with typical educational supplies like books, papers, and storage bins.
- Travel Advisory
 - CDC Revised Recommendations
 - Sector Rules for Graduation
 - Spectatorship

COVID-19 Cases

LOCATION	CURRENT CASES	CURRENT QUARANTINE	CUMULATIVE CASES	CUMULATIVE QUARANTINE
DHS/FITCH	1	53	108	564
MMS	2	41	54	431
HINDLEY	3	24	25	215
HOLMES	2	48	29	286
OX RIDGE	3	31	16	116
ROYLE	1	23	27	249
TOKENEKE	1	5	23	246
CENTRAL SERVICES	0	0	1	9
Total	13	225	283	2116

**current as of March 18, 9:00 pm*

Average Daily Rate of COVID-19 Cases Among Persons Living in Community Settings per 100,000 Population By Town (Data Updated: March 18, 2021)

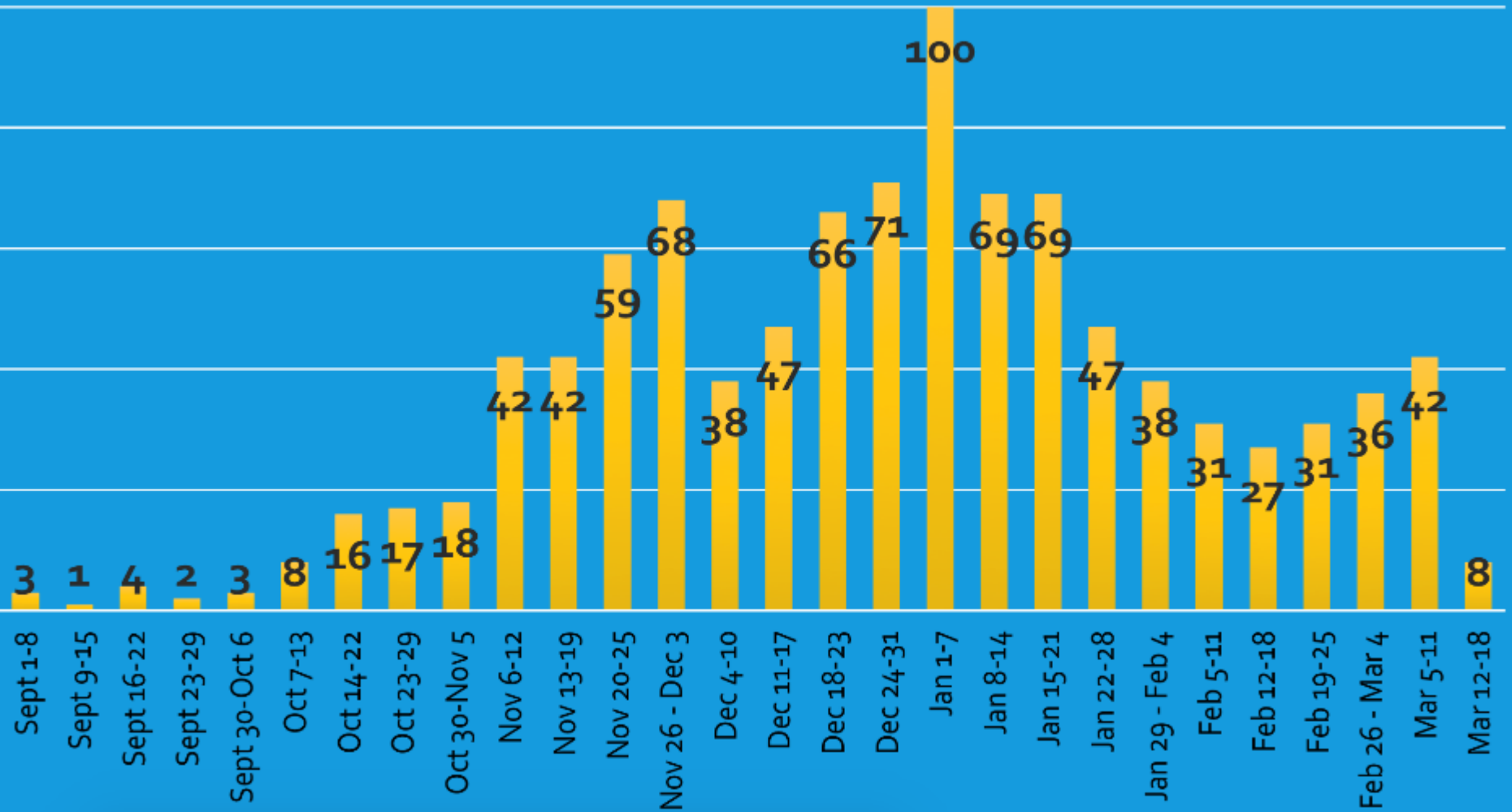


County Metrics Week ending Mar 13

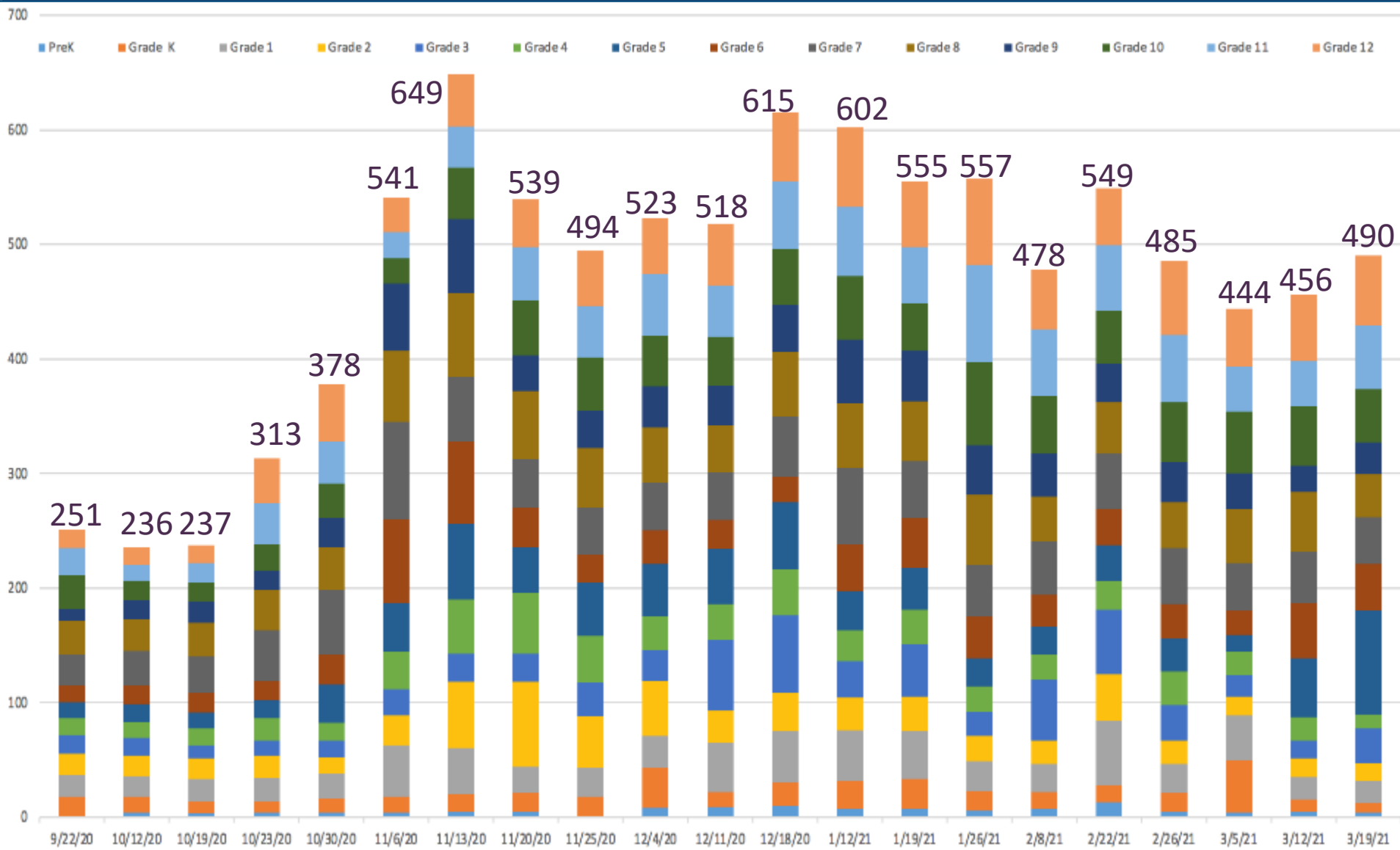
	Leading Indicator	Secondary Indicators		
County	New COVID-19 Cases (14-day avg. per 100K pop)	Percent Test Positivity	New COVID-19 Hospital Admissions (14-day avg. per 100K pop)	Percent COVID-like illness hospital ED visits
Connecticut	21.5	3.4%	2.4	2.9%
Fairfield	24.6	4.1%	2.8	4.1%

Town of Darien: COVID-19 Cases Since School Started 2020-21*

(Data contained may differ slightly from that reported by the State
due to use of different date ranges.)



Number of Remote Learners



Questions & Comments

