



# Opening Doors for a New Year of Learning

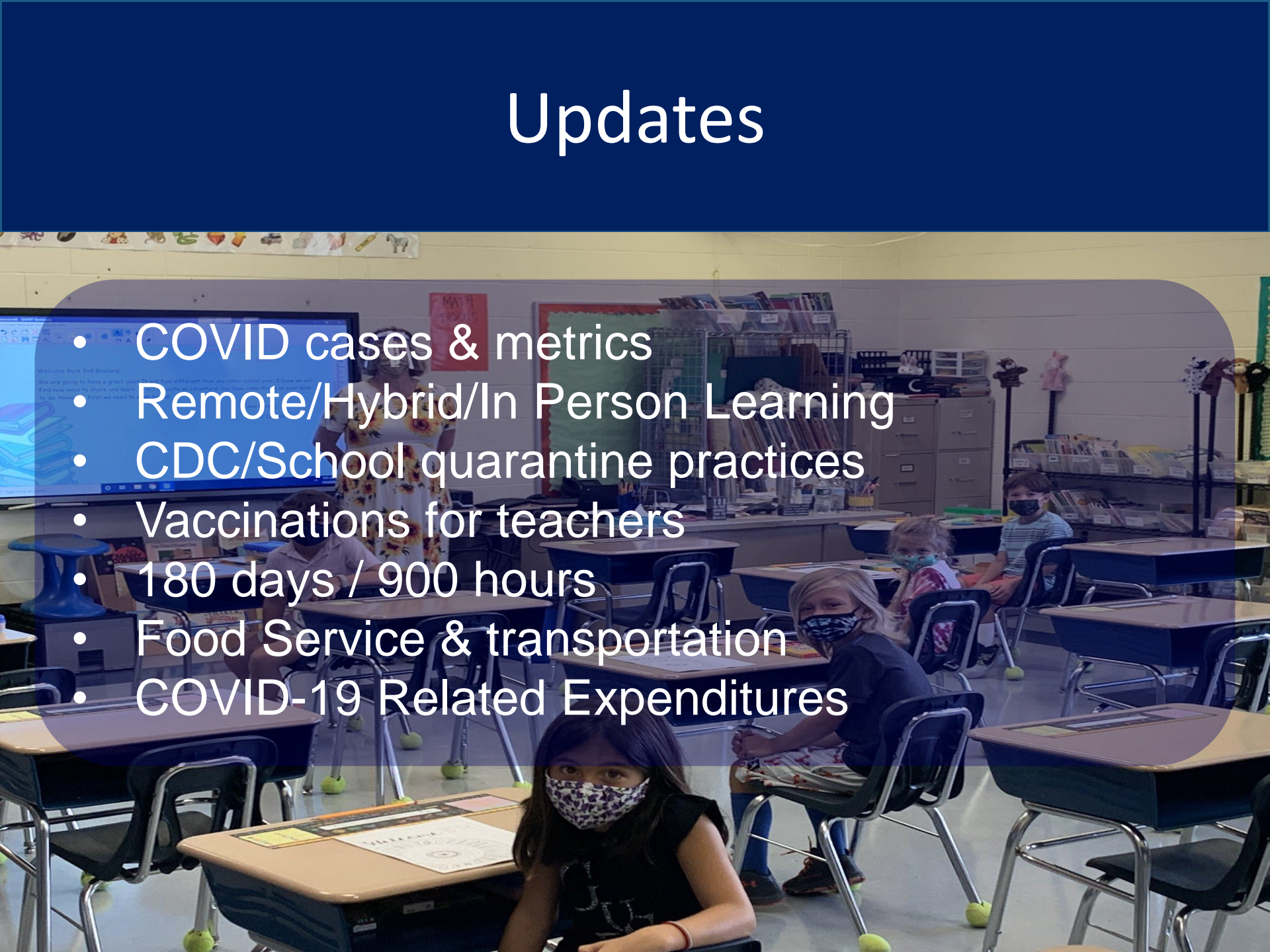
Darien's Reopening Plan

January 7, 2021



**Darien Board of Education**

# Updates

- 
- A photograph of a classroom. A teacher, a woman in a floral dress, stands near a large interactive screen on the left. Several young students are seated at their desks, all wearing face masks. The classroom is filled with typical school supplies, bookshelves, and a bulletin board. The image is partially covered by a semi-transparent purple overlay containing a list of updates.
- COVID cases & metrics
  - Remote/Hybrid/In Person Learning
  - CDC/School quarantine practices
  - Vaccinations for teachers
  - 180 days / 900 hours
  - Food Service & transportation
  - COVID-19 Related Expenditures

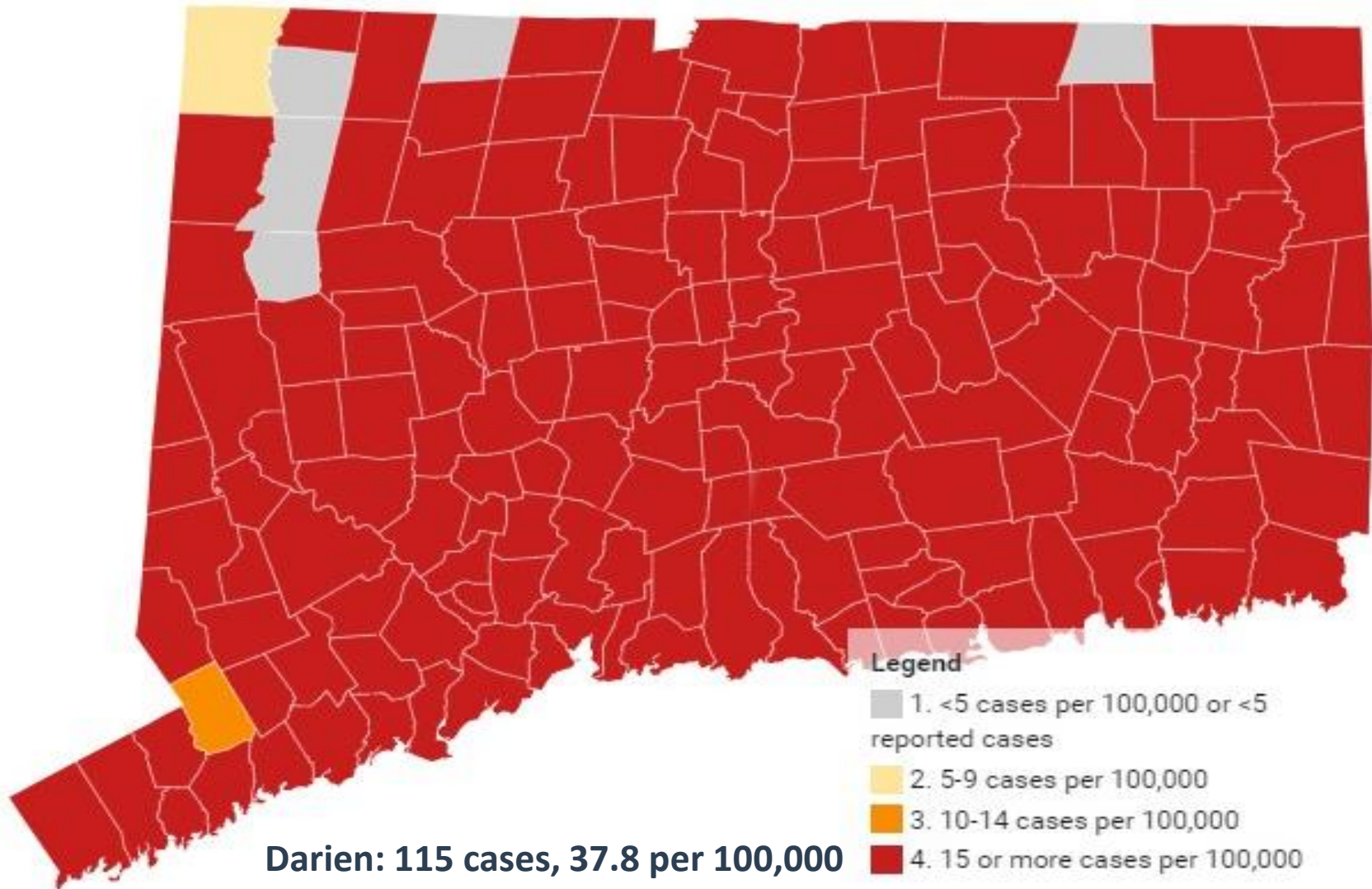


# COVID-19 Cases

LOCATION	CURRENT CASES	CURRENT QUARANTINE	CUMULATIVE CASES	CUMULATIVE QUARANTINE
DHS/FITCH	2	3	35	266
MMS	2	3	24	284
HINDLEY	3	3	8	128
HOLMES	2	2	21	171
OX RIDGE	1	1	9	35
ROYLE	2	2	13	121
TOKENEKE	1	1	5	92
CENTRAL SERVICES	0	0	1	7
Total	13	15	116	1104

*\*current as of January 3, 6:00 pm*

# Average Daily Rate of COVID-19 Cases Among Persons Living in Community Settings per 100,000 Population By Town (Report Period: 12/13 – 12/26/20)

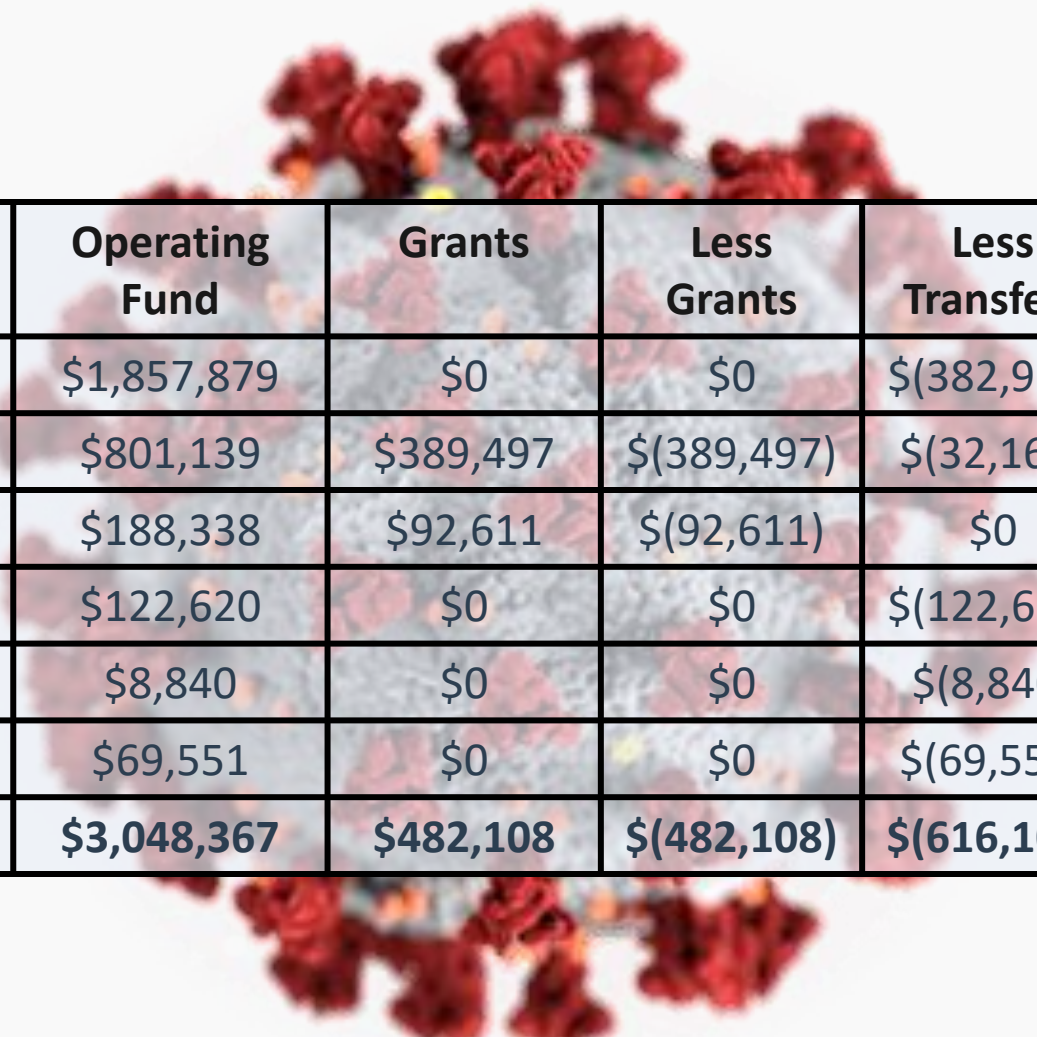


# County Metrics Week ending Jan 01

	Leading Indicator	Secondary Indicators		
County	New COVID-19 Cases (14-day avg. per 100K pop)	Percent Test Positivity	New COVID-19 Hospital Admissions (14-day avg. per 100K pop)	Percent COVID-like illness hospital ED visits
Connecticut	47.2	7.6%	4.8%	6.7%
Fairfield	43.8	7.4%	4.9%	8.3%

SOURCE: [CT STATE DATA](#)

# COVID-19 Related Expenditures



Category	Operating Fund	Grants	Less Grants	Less Transfers	Total
Staffing	\$1,857,879	\$0	\$0	\$(382,935)	\$1,474,944
Facilities	\$801,139	\$389,497	\$(389,497)	\$(32,163)	\$768,976
Technology	\$188,338	\$92,611	\$(92,611)	\$0	\$188,338
Transportation	\$122,620	\$0	\$0	\$(122,620)	\$0
Athletics	\$8,840	\$0	\$0	\$(8,840)	\$0
Materials	\$69,551	\$0	\$0	\$(69,551)	\$0
<b>Total</b>	<b>\$3,048,367</b>	<b>\$482,108</b>	<b>\$(482,108)</b>	<b>\$(616,109)</b>	<b>\$2,432,258</b>

# Related Expenditures

	Forecast	Category	Category Difference
October (Operating) Re-opening Expenses	\$2,447,939		
Salary savings from unfilled campus monitor at DHS	\$(19,688)	Salaries	
Salary savings from unfilled Technology Technician	\$(46,552)	Salaries	
Salary savings from Lunch Monitors due to Hybrid/Remote Schedules	\$(25,222)	Salaries	
Food Service projected shortfall due to Hybrid/Remote Schedules	\$388,964	Salaries	+\$297,502
Reduction in Plexiglas	\$(14,999)	Facilities	
Savings from Contracted Cleaning Weekend Service due to Hybrid/Remote	\$(16,750)	Facilities	
PPE's	\$2,086	Facilities	\$(29,663)
Technology Equipment	\$260	Technology	+260
YMCA Boys Swimming	\$(26,100)	Athletics	
YMCA Gymnastics	\$(6,000)	Athletics	\$(32,100)
<b>Adjusted Re-opening Expenses</b>	<b>\$2,683,937</b>		
Proposed Transfers	\$(251,679)		
<b>December Forecast for Re-opening Expenses</b>	<b>\$2,432,258</b>		



# Questions & Comments

