











M		Inset Day	Inset Day	Inset Day	Inset Day	Inset Day	Inset Day
T		<b>Phonics</b> Link to Today we are going to be using <b>word building</b>  We are going to say the sound and read the word as we identify the sounds we need to build the word. Once completed you will say the sound and write the word.  air-chair  air  fair  hair	<b>English</b> <b>Learning Objective</b> To respond to an illustration <b>Success Criteria</b> <ul style="list-style-type: none"> <li>Think, write, read</li> <li>Capital letters and full stops</li> <li>Re-read sentences and check they make sense.</li> <li>Include descriptive language.</li> </ul>  <b>Elephant Dance story powerpoint T6 Wk1</b> Today you are going to describe the front cover of the book. You need to include adjectives, nouns and adverbs. Then describe what you think the story is about and how the image makes you feel.  <b>Handwriting</b> <a href="https://central.espresso.co.uk/espresso/primary_uk/subject/module/video_index/item124412/grade1/index.html">https://central.espresso.co.uk/espresso/primary_uk/subject/module/video_index/item124412/grade1/index.html</a>   The username Espresso username – student29349 Password -Poundhill2016	<b>Maths</b> <b>Learning Objective</b> Find and name a quarter as one of four equal parts of a shape.  <b>Success Criteria</b> <b>Remember to...</b> Make each part equal Make four parts to find a quarter Fold the shape carefully to get four equal parts  <b>Click on the link below:</b> <a href="#">T 6 WK 1 Tuesday Maths</a>	<b>Reading</b> Reading via Bug Club or your allocated reading book(s).   <a href="#">Click here for Bug Club Login</a>  Break	<b>Computing</b> <b>Learning Objective:</b> To use a pictogram to record the results of a local nature walk.  <b>Success Criteria:</b> Collect 20 leaves from the local area or your garden. Sort your leaves into matching groups. Count how many you have in each group. Input your data onto the 2Do 2Count pictogram programme.  <b>2Do: 2 count</b>  Go for a walk in your local area or in your own garden. Collect 20 leaves and when you get home, put them into matching groups. Open the 2Do 2Count programme on purple mash and select the 'leaves' option from the drop down menu. Input the number of different leaves that you have found. Tell your family which type of leaf was the most commonly found one. Which was the least common?   <b>Remember:</b> Please upload your work to Purple Mash, so that we can see your amazing pictograms. Do not pick leaves from plants, only collect leaves that have dropped to the ground.	<b>PE</b> <b>Learning challenge:</b> To perform skills or movements with control.  <b>Success Criteria:</b> I can perform a single skill or movement with some control. I can perform a small range of skills and link two movements together. I can perform a range of skills with some control and consistency. I can perform a sequence of movements with some changes in level, direction or speed.  Make an obstacle course in your home. Start moving around it by walking and then move using different movements e.g. jump, hop, skip or march. <b>Challenge 2:</b> Now challenge yourself to combine one of the movements from above with a change of direction e.g. jumping <b>diagonally</b> or skipping <b>backwards</b> or hopping <b>sideways</b> . <b>Challenge 3:</b> Next, challenge yourself to complete a movement from Challenge 2 by gradually increasing your speed. <b>Challenge 4:</b> Now try jumping over your obstacles. <b>Challenge 5:</b> Finally, move around the obstacle course, whilst carrying something. Challenge yourself to carry your object in an interesting way e.g. carrying a rolled pair of socks on your head.  <b>Remember to:</b> Explain how you made your movements more challenging.  <b>Story Time</b> Please share one of your favourite books with an adult, or visit <a href="https://www.bbc.co.uk/iptvplayer/episodes/b00jdlm2/cbeebies-bedtime-stories">https://www.bbc.co.uk/iptvplayer/episodes/b00jdlm2/cbeebies-bedtime-stories</a> and choose a story you have not heard before.

W	<p>Morning physical activity - <a href="http://jumpstarttonny.co.uk/">http://jumpstarttonny.co.uk/</a></p>	<p><b>Phonics</b></p> <p>Today we are going to be using <b>sound swap</b>.</p> <p>We are going to say the say the sound read the word and identify the sound we need to swap.</p> <p>pair&gt;sair&gt;stair&gt;tair&gt;hair&gt;fair&gt;air</p>	<p><b>English</b></p> <p><b>Learning Objective</b> To respond to an illustration</p> <p><b>Success Criteria</b></p> <ul style="list-style-type: none"> <li>• Think, write, read</li> <li>• Capital letters and full stops</li> <li>• Include descriptive language</li> <li>• Describe what the sun is similar to</li> </ul> <div data-bbox="521 547 808 932" data-label="Image"> </div> <p>Today you are to write your own descriptions of the sun using a range of descriptive language and similes. For example- The sun is a Hotter than a .... You are to then describe how the sun makes you feel. EG- The warmth of the sun against my face feels me with joy.</p>	<p><b>Maths</b></p> <p><b>Learning Objective</b> Recognise, find and name a quarter as one of four equal parts of a quantity.</p> <p><b>Success Criteria</b> <b>Remember to...</b></p> <p>Make each quarter equal with the same quantity. Make sure you have four equal parts Make sure the parts add up/ make the whole</p> <p><b>Click on the link below:</b></p> <p><a href="#">T 6 WK 1 Wednesday Maths</a></p>	<p><b>Reading</b></p> <p>Reading via Bug Club or your allocated reading book(s).</p> <div data-bbox="1182 304 1279 405" data-label="Image"> </div> <p><a href="#">Click here for Bug Club Login</a></p>	<p><b>Science</b></p> <p><b>Learning Objective:</b> Identify and describe the basic structure of a variety of common flowering plants, including trees. I can look closely, using equipment.</p> <p><b>Success Criteria:</b> Remember the names of the different parts of a tree. Remember the function of each part of a tree. Carefully and respectfully explore real trees to identify key parts and explain the function of each part.</p> <p><b>T 6 wk 1 Wednesday Science Tree Exploration</b></p> <p>This week you are invited to use your knowledge about trees to go on an explorative walk around your local area or in your own garden. You could tie this in with your computing this week. Name the different parts of the trees you can see and tell your adult about the uses of each part. You could take photos of the trees that you see or draw them and add labels. You could do bark or leave rubbings too.</p> <p><b>Remember:</b> be respectful of living plants and remember that trees are the habitat of lots of animals so make sure you don't damage their homes.</p>	<p><b>PE</b></p> <p><b>Learning challenge</b> To perform yoga actions.</p> <p>Click on the link to access a yoga exercise. <a href="#">Cosmic Kids Yoga - YouTube</a></p> <p><b>Remember to:</b> Take deep breaths as you perform each move. Make sure you stop for a drink and a rest.</p> <p><b>Story Time</b> Please share one of your favourite books with an adult, or visit <a href="https://www.bbc.co.uk/iplayer/episodes/b00jdlm2/cbeebies-bedtime-stories">https://www.bbc.co.uk/iplayer/episodes/b00jdlm2/cbeebies-bedtime-stories</a> and choose a story you have not heard before</p>
---	--	---	--	---	---	---	--

T H	<p><b>Morning physical activity</b> - <a href="http://jumpstartjonny.co.uk/">http://jumpstartjonny.co.uk/</a></p>	<p><b>Phonics</b></p> <p>Today we are going to complete a sentence dictation, revising the &lt;air&gt; sound.</p> <p>Can a member of your family read the sentence and then you write it?</p> <p><b>There was a bear sat on a chair.</b></p>	<p><b>English</b></p> <p><b>Learning Objective:</b> To use a range of descriptive language.</p> <p><b>Success Criteria:</b></p> <ul style="list-style-type: none"> <li>Say your sentence before you write it</li> <li>Capital letters and full stops</li> <li>Include adjectives.</li> <li>Think write read</li> </ul> <p>Today you will read the next part of story up to – he drinks a bowl of coconut milk and then he falls asleep. You are to describe the image of the night sky and describe what would help you to fall asleep if you were the sun/tiger. Then describe how it would make you feel.</p> <p>Break</p> 	<p><b>Maths</b></p> <p><b>Learning Objective</b></p> <p>Find and name a quarter as one of four equal parts of an object or quantity in a word problem.</p> <p><b>Success Criteria</b></p> <p><b>Remember to...</b></p> <p>Make each quarter equal with the same quantity. Make sure you have four equal parts Make sure the parts add up/ make the whole</p> <p><b>Click on links below:</b></p> <p><a href="#">T 6 WK 1 Thursday Maths</a></p> <p>Break</p>	<p><b>Reading</b></p> <p>Reading via Bug Club or your allocated reading book(s).</p>  <p><b>Bug Club</b></p> <p><a href="#">Click here for Bug Club Login</a></p> <p>Break</p>	<p><b>DT</b></p> <p><b>Learning Challenge:</b> To explore and evaluate a range of tapes and glues to join materials together.</p> <p><b>Success Criteria:</b> I can hold and cut with my scissors with my thumb at the top. I can try joining two pieces of fabric together with masking tape, sellotape, pva glue or pritt stick. I can decide which method of joining holds the fabric together for the longest time.</p> <p>This half term we will be designing and making a sari or sherwani for a cardboard doll. Today we would like you to cut up a piece of fabric that your family don't mind you cutting up and practice joining two pieces together in different ways e.g. using sellotape, masking tape, PVA glue, a Pritt stick or anything else that you can find within your home.</p> <p>Once you've tested your different ways of joining use the sheet below to give each method a grading out of 5 stars:</p> <p><a href="#">T6 WK 1 Thursday DT Which tape or glue will hold my materials together for the longest time</a></p> <p><b>Remember:</b> Hold your scissors correctly when cutting, with your thumb at the top.</p>  <p>Lunch break</p>	<p><b>PE</b></p> <p><b>Learning challenge</b> To perform yoga actions.</p> <p>Click on the link to access a yoga exercise. <a href="#">Cosmic Kids Yoga - YouTube</a></p> <p><b>Remember to:</b> Take deep breaths as you perform each move. Make sure you stop for a drink and a rest.</p> <p><b>Story Time</b> Please share one of your favourite books with an adult, or visit <a href="https://www.bbc.co.uk/iplayer/episodes/b00jdlm2/cbeebies-bedtime-stories">https://www.bbc.co.uk/iplayer/episodes/b00jdlm2/cbeebies-bedtime-stories</a> and choose a story you have not heard before</p>
--------	---	--	---	--	---	---	--

F	Morning physical activity - <a href="http://jumpstartjonny.co.uk/">http://jumpstartjonny.co.uk/</a>	<div>Phonics</div> <div>Practice your spellings. Challenge yourself to include your spelling words in rainbow colours. Once completed include them in full sentences.</div> <table><tr><td>Word</td></tr><tr><td>where</td></tr><tr><td>love</td></tr><tr><td>come</td></tr><tr><td>some</td></tr><tr><td>one</td></tr><tr><td>once</td></tr></table>	Word	where	love	come	some	one	once	<div>English</div> <div>Learning Objective</div> <div>To use an exclamation mark</div> <div>Success Criteria</div> <div>Explain when to use a question mark</div> <div>Include a question mark in a full sentence.</div> <div></div> <div>Break</div> <div>Today you will read the next part of the story up to 'What is the wind like in India?' This is a question.</div> <div>Today you are going to be like Ravi and think of all the different things you would like to find out about India.</div> <div>EG- What is the weather like in Winter?</div> <div>Does it snow in Winter?</div> <div>What are the schools like in India?</div>	<div>Maths</div> <div>Learning Objective</div> <div>Find and name a quarter as one of four equal parts of an object or quantity within a word problem.</div> <div>Success Criteria</div> <div>Remember to...</div> <div>Make each quarter equal with the same quantity.</div> <div>Make sure you have four equal parts</div> <div>Make sure the parts add up/ make the whole</div> <div>Click on the links from</div> <div><a href="#">T 6 WK 1 Friday Maths</a></div>	<div>Reading</div> <div>Reading via Bug Club or your allocated reading book(s).</div> <div></div> <div><a href="#">Click here for Bug Club Login</a></div> <div>Break</div>	<div>Feel Good Friday</div> <div>RE:</div> <div>Learning Challenge:</div> <div>To be able to re-tell and understand the religious significance of the Hindu Creation story.</div> <div>Success Criteria:</div> <div>I can re-tell the story using words and music.</div> <div>I can think about why this story is important to Hindus.</div> <div>Today we would like you find out about the Hindu Creation story by watching the link below:</div> <div><a href="#">T6 Wk1 Friday RE Hindu Creation Story</a></div> <div>Lunch break</div> <div>Whilst watching the link, think about:</div> <div>Which religion is this Creation story from?</div> <div>Who do Hindus believe created the world?</div> <div>Do Hindus believe the world has been created once or more than once?</div> <div>How many days do Hindus believe it took to create the world?</div> <div>Now, find things around your home that your family don't mind you using to make sounds e.g. paper, bubble wrap, saucepans etc. We would like you to use these objects to make music to accompany your re-telling of the Hindu Creation story using music and words.</div> <div>Can you create the perfect sound to accompany each part of the story?</div> <div>Remember:</div> <div>Please upload a video of your performance to Purple Mash.</div>	<div>Feel Good Friday</div> <div>Go to our Wellbeing and Nurture web page.</div> <div>Click on this link to access it and choose an activity that best supports your Friday afternoon:</div> <div><a href="https://www.poundhillinfantacademy.org.uk/teaching-and-learning/wellbeing-nurture">https://www.poundhillinfantacademy.org.uk/teaching-and-learning/wellbeing-nurture</a></div> <div></div>
Word														
where														
love														
come														
some														
one														
once														