



# Washington State Summary Explorer Academy

1723 WOLVES DR  
PORT ORCHARD, WA 98366-0000

3604433605

## Enrollment

2020-21 school year

277



1%

English Learners

27%

Low Income

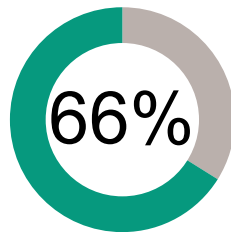
## Student Performance

How are we doing getting students to their learning goals?

2018-19 school year

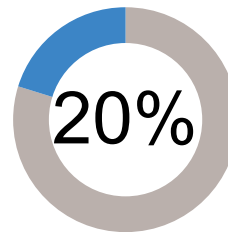


English Language Arts



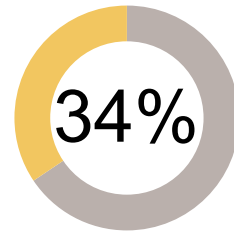
66%

Math



20%

Science



34%

Met grade level standards on state administered tests

## How engaged are our students?



>90%

Have Regular Attendance

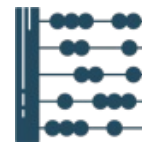
2019-20 school year



34%

Have High English Language Arts Growth

2018-19 school year



21%

Have High Math Growth

2018-19 school year

## About Our Teachers and Classrooms

2019-20 school year



75

Number of Teachers

80.0%

Have Master's Degree or Higher

13.7

Average Years Experience

5.0

Average Class Size



## Finances

2018-19 school year

How much money do we spend on each student?

\$7,942

Staff Salary & Benefits

\$2,357

Non-Personnel Costs



Some data is suppressed to protect student privacy and will be represented by N<10, blank fields indicate no data was submitted to OSPI for this district or school. To see more, visit <https://washingtonstaterreportcard.ospi.k12.wa.us/>

If you have questions or comments, contact [ReportCardRedesign@k12.wa.us](mailto:ReportCardRedesign@k12.wa.us)

