

“B samples” analyzed, 0 met or exceeded the 15 ppb action level. A table listing the analytical results by outlet sampled is included in Appendix B.

Recommendations

Although not required under the USEPA guidance, TRC agrees with MMSD’s conservative decision to suspend the use of water at fixtures where the “A sample” result is 15 ppb or greater until that fixture has been repaired or replaced and re-tested. Once analysis of all lead water testing data from an individual building is complete, TRC can help devise a long-term operation and maintenance plan based on USEPA guidance.

TRC appreciates the opportunity to assist MMSD with this project. If you have any questions or comments concerning this report, please call James at (608) 826-3666.

Sincerely,

TRC Environmental Corporation



James E. Wedekind, P.G.
Project Manager

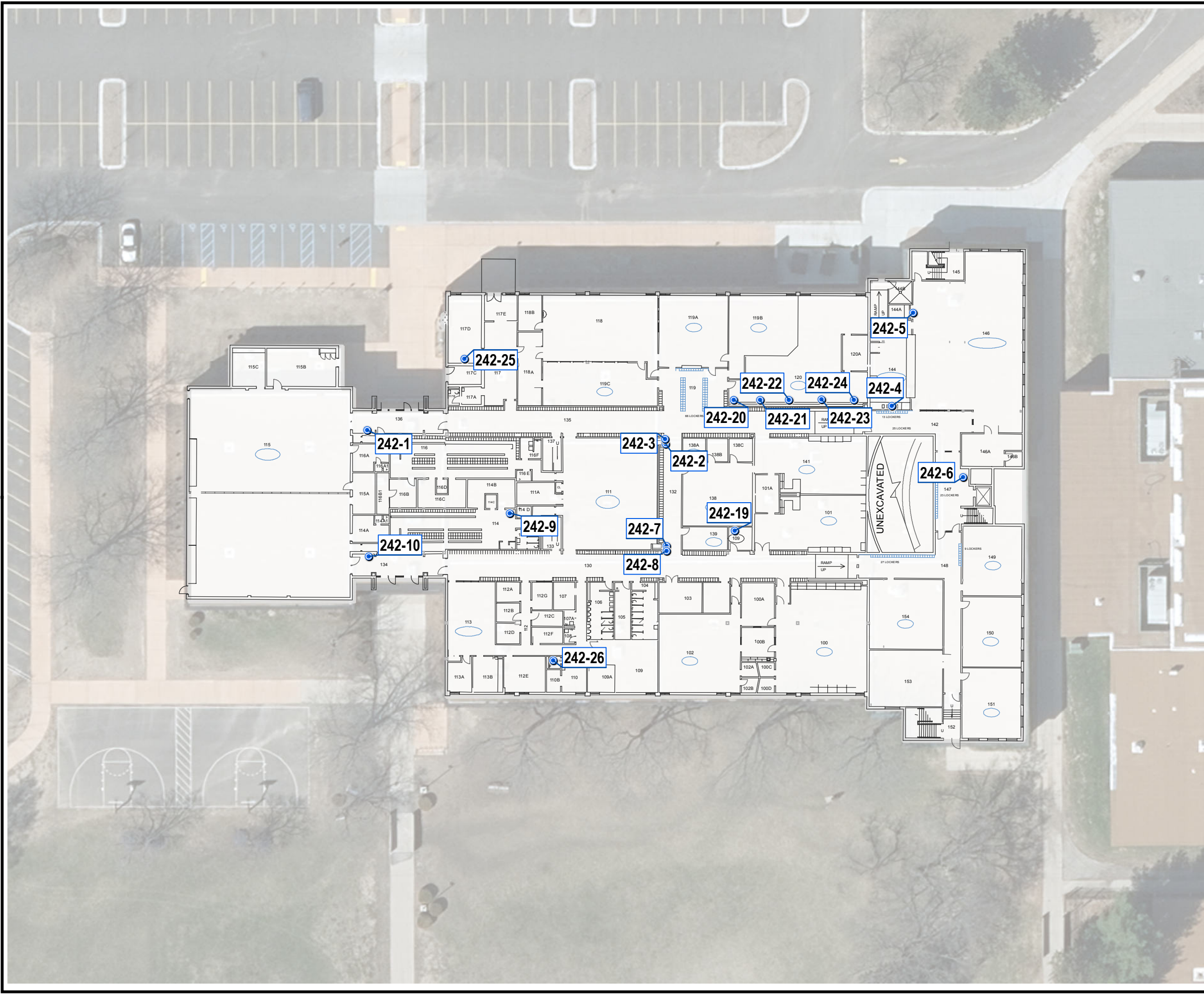


John B. Tweddale, P.G., CHMM
Principal Consultant

cc: Mike MacDonald



Appendix A
Location Map

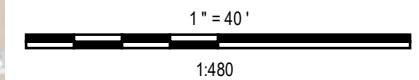
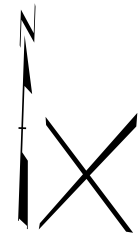


LEGEND

- WATER SAMPLE LOCATION

NOTES

1. BASE MAP IMAGERY FROM DANE COUNTY, 2014.
2. SCHOOL FACILITIES PLAN DRAWINGS SUPPLIED BY MMSD.
3. SAMPLE LOCATIONS AND FEATURES SHOWN ARE APPROXIMATE.



| | | | |
|--------------|-------------|---|--------|
| PROJECT: | | MMSD WATER SAMPLING | |
| TITLE: | | SENNETT (242) FLOOR 1 SAMPLES | |
| DRAWN BY: | J. PAPEZ | PROJ NO.: | 274235 |
| CHECKED BY: | B. WACHHOLZ | FIGURE 1.A | |
| APPROVED BY: | J. WEDEKIND | | |
| DATE: | APRIL 2017 | | |
| | | 708 Heartland Trail, Suite 3000 Madison, WI 53717 Phone: 608.826.3600 www.trcsolutions.com | |
| FILE NO.: | | MMSD_FINAL.mxd | |

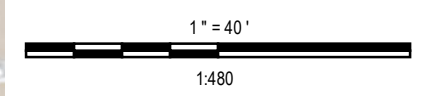
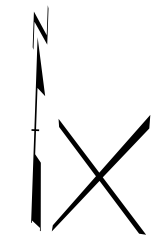


LEGEND

● WATER SAMPLE LOCATION

NOTES

- 1. BASE MAP IMAGERY FROM DANE COUNTY, 2014.
- 2. SCHOOL FACILITIES PLAN DRAWINGS SUPPLIED BY MMSD.
- 3. SAMPLE LOCATIONS AND FEATURES SHOWN ARE APPROXIMATE.



| | | | |
|--------------|----------------|---|--------|
| PROJECT: | | MMSD WATER SAMPLING | |
| TITLE: | | SENNETT (242) FLOOR 2 SAMPLES | |
| DRAWN BY: | J. PAPEZ | PROJ NO.: | 274235 |
| CHECKED BY: | B. WACHHOLZ | FIGURE 1.B | |
| APPROVED BY: | J. WEDEKIND | | |
| DATE: | APRIL 2017 | | |
| | | 708 Heartland Trail, Suite 3000 Madison, WI 53717 Phone: 608.826.3600 www.trcsolutions.com | |
| FILE NO.: | MMSD_FINAL.mxd | | |

Appendix B
Analytical Results

Table 1
Summary of Lead Results
Sennett - 242
Madison, Wisconsin

| SAMPLE NUMBER | FIXTURE TYPE | SAMPLE DATE | LEAD CONCENTRATION (ppb) |
|---------------|--------------------|-------------|--------------------------|
| 242-1-A | Water cooler | 03/18/2017 | 0.96 |
| 242-2-A | Water cooler | 03/18/2017 | 3.1 |
| 242-3-A | Water cooler | 03/18/2017 | 2.5 |
| 242-4-TAP1-A | Faucet/sink | 03/18/2017 | 3.7 |
| 242-4-TAP2-A | Faucet/sink | 03/18/2017 | 5.1 |
| 242-5-A | Water cooler | 03/18/2017 | 1.3 |
| 242-6-A | Water cooler | 03/18/2017 | 0.21 J |
| 242-8-A | Water cooler | 03/18/2017 | 1.3 |
| 242-9-A | Bubbler/fountain | 03/18/2017 | 5.1 |
| 242-10-A | Water cooler | 03/18/2017 | 0.95 |
| 242-11-A | Water cooler | 03/18/2017 | 1.1 |
| 242-12-A | Water cooler | 03/18/2017 | 4.7 |
| 242-13-A | Water cooler | 03/18/2017 | 0.76 |
| 242-14-A | Water cooler | 03/18/2017 | 1.2 |
| 242-15-A | Water cooler | 03/18/2017 | 0.17 J |
| 242-16-A | Water cooler | 03/18/2017 | 0.14 J |
| 242-17-A | Water cooler | 03/18/2017 | 5.9 |
| 242-18-A | Water cooler | 03/18/2017 | 3.2 |
| 242-20-A | Faucet/sink | 03/18/2017 | 8.7 |
| 242-21-A | Faucet/sink | 03/18/2017 | 15 |
| 242-21-B | Faucet/sink | 03/18/2017 | 2.1 F2 |
| 242-22-A | Faucet/sink | 03/18/2017 | 17 |
| 242-22-B | Faucet/sink | 03/18/2017 | 2.1 |
| 242-23-A | Faucet/sink | 03/18/2017 | 29 |
| 242-23-B | Faucet/sink | 03/18/2017 | 2.1 |
| 242-24-A | Faucet/sink | 03/18/2017 | 84 |
| 242-24-B | Faucet/sink | 03/18/2017 | 2.9 |
| 242-25-A | Service connection | 03/18/2017 | 3.5 |
| 242-26-A | Faucet/sink | 03/26/2017 | 4.9 |

Notes:

1. Flush Sample (B) is only analyzed if the First Draw Sample (A) met or exceeded 15 ppb.
2. Service connection samples are flush samples (one per sample point), but sample IDs end with "A".
3. Samples were not able to be collected at sample points 7 (not operational) or 19 (no feature).
4. J indicates that result is less than the reporting limit but greater than or equal to the method detection limit, and the concentration is an approximate value.
5. F2 indicates that MS/MSD RPD exceeds control limits, and reported concentration is estimated.
6. The sample number is derived with the MMSD school identification number (e.g., 010) followed by a unique sample point identifier (e.g., 1, 2, 3, etc.). Fixtures with multiple taps include an additional locator (e.g., TAP 1, TAP 2). The first draw sample is then identified with the "A" suffix and the flush sample identified with a "B" suffix.

Created by: LCA 3/29/17

Checked by: JW 3/30/17

Updated by: LCA 4/3/17

Checked by: AES 4/3/17