

“B samples” analyzed, 0 met or exceeded the 15 ppb action level. A table listing the analytical results by outlet sampled is included in Appendix B.

Recommendations

Although not required under the USEPA guidance, TRC agrees with MMSD’s conservative decision to suspend the use of water at fixtures where the “A sample” result is 15 ppb or greater until that fixture has been repaired or replaced and re-tested. Once analysis of all lead water testing data from an individual building is complete, TRC can help devise a long-term operation and maintenance plan based on USEPA guidance.

TRC appreciates the opportunity to assist MMSD with this project. If you have any questions or comments concerning this report, please call James at (608) 826-3666.

Sincerely,

TRC Environmental Corporation



James E. Wedekind, P.G.
Project Manager



John B. Tweddale, P.G., CHMM
Principal Consultant

cc: Mike MacDonald

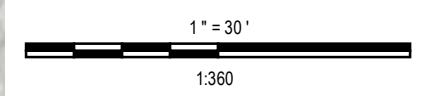
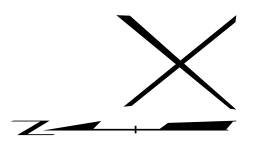


LEGEND

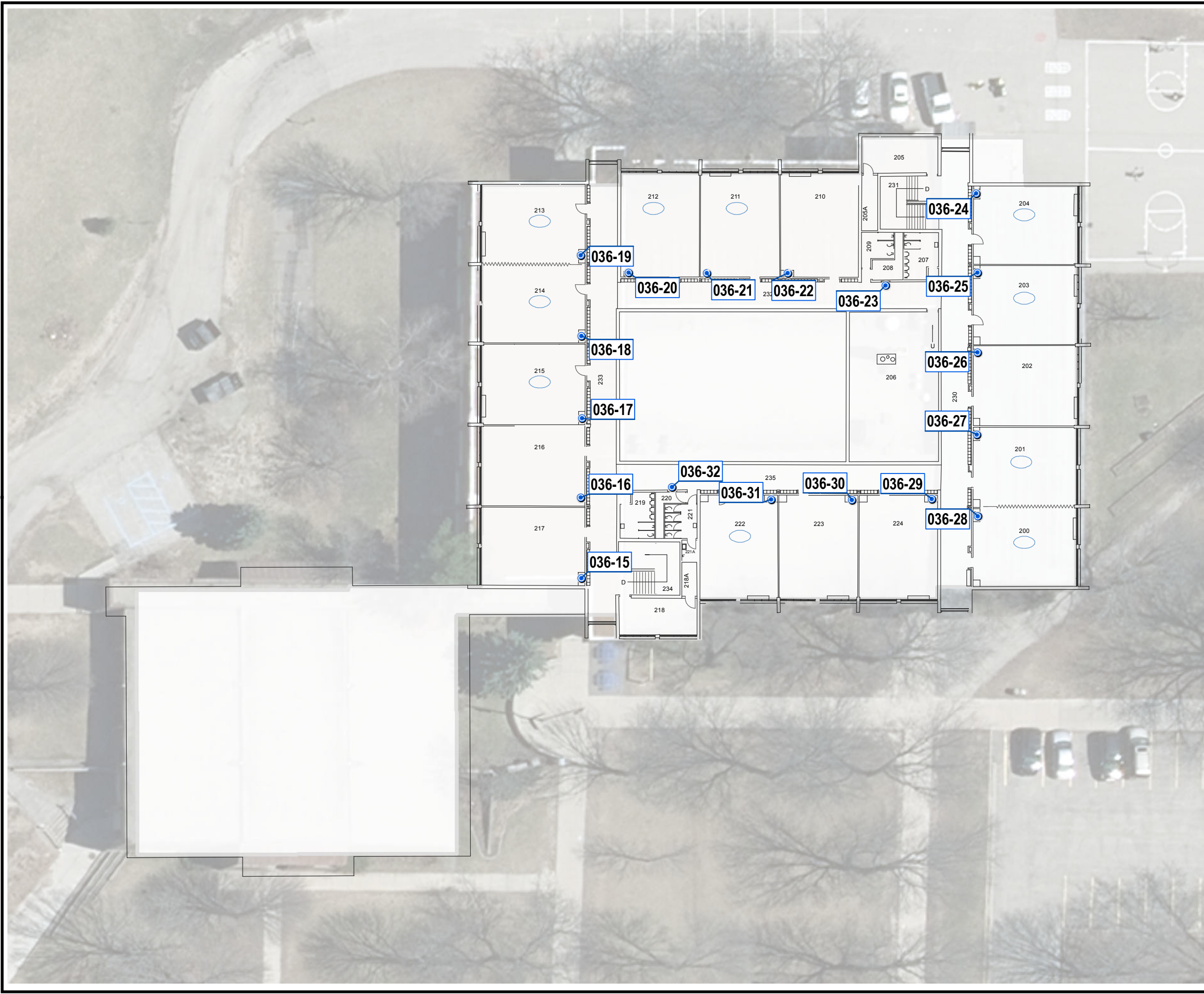
- WATER SAMPLE LOCATION

NOTES

1. BASE MAP IMAGERY FROM DANE COUNTY, 2014.
2. SCHOOL FACILITIES PLAN DRAWINGS SUPPLIED BY MMSD.
3. SAMPLE LOCATIONS AND FEATURES SHOWN ARE APPROXIMATE.



PROJECT:		MMSD WATER SAMPLING	
TITLE:		KENNEDY (036) FLOOR 1 SAMPLES	
DRAWN BY:	J. PAPEZ	PROJ NO.:	274235
CHECKED BY:	A. SCHROEDER	FIGURE 1.B	
APPROVED BY:	J. WEDEKIND		
DATE:	APRIL 2017		
		708 Heartland Trail, Suite 3000 Madison, WI 53717 Phone: 608.826.3600 www.trcsolutions.com	
FILE NO.:	MMSD_FINAL.mxd		

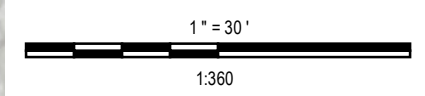
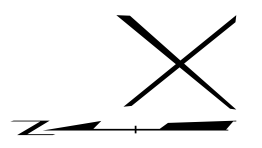


LEGEND

● WATER SAMPLE LOCATION

NOTES

1. BASE MAP IMAGERY FROM DANE COUNTY, 2014.
2. SCHOOL FACILITIES PLAN DRAWINGS SUPPLIED BY MMSD.
3. SAMPLE LOCATIONS AND FEATURES SHOWN ARE APPROXIMATE.



PROJECT:		MMSD WATER SAMPLING	
TITLE:		KENNEDY (036) FLOOR 2 SAMPLES	
DRAWN BY:	J. PAPEZ	PROJ NO.:	274235
CHECKED BY:	A. SCHROEDER	FIGURE 1.C	
APPROVED BY:	J. WEDEKIND		
DATE:	APRIL 2017		
		708 Heartland Trail, Suite 3000 Madison, WI 53717 Phone: 608.826.3600 www.trcsolutions.com	
FILE NO.:		MMSD_FINAL.mxd	

Appendix B
Analytical Results

Table 1
Summary of Lead Results
Kennedy - 036
Madison, Wisconsin

SAMPLE NUMBER	FIXTURE TYPE	SAMPLE DATE	LEAD CONCENTRATION (ppb)
036-1-A	Water cooler	03/20/2017	1.6
036-2-TAP1-A	Faucet/sink	03/20/2017	4.1
036-2-TAP2-A	Faucet/sink	03/20/2017	4.0
036-3-A	Water cooler	03/20/2017	0.19 J
036-4-A	Water cooler	03/20/2017	0.67
036-5-A	Faucet/sink	03/20/2017	1.6
036-6-A	Bubbler/fountain	03/20/2017	2.4
036-8-A	Bubbler/fountain	03/20/2017	1.8
036-9-A	Bubbler/fountain	03/20/2017	1.3
036-10-A	Bubbler/fountain	03/20/2017	0.64
036-11-A	Bubbler/fountain	03/20/2017	3.2
036-12-A	Bubbler/fountain	03/20/2017	0.69
036-13-A	Bubbler/fountain	03/20/2017	0.73
036-14-A	Water cooler	03/20/2017	0.22 J
036-15-A	Bubbler/fountain	03/20/2017	0.93
036-16-A	Bubbler/fountain	03/20/2017	0.89
036-17-A	Bubbler/fountain	03/20/2017	1.2
036-18-A	Bubbler/fountain	03/20/2017	1.0
036-19-A	Bubbler/fountain	03/20/2017	1.2
036-20-A	Bubbler/fountain	03/20/2017	2.0
036-21-A	Bubbler/fountain	03/20/2017	0.90
036-22-A	Bubbler/fountain	03/20/2017	3.5
036-23-A	Bubbler/fountain	03/20/2017	0.56
036-24-A	Bubbler/fountain	03/20/2017	1.3
036-25-A	Bubbler/fountain	03/20/2017	1.7
036-26-A	Bubbler/fountain	03/20/2017	2.1
036-28-A	Bubbler/fountain	03/20/2017	3.3
036-29-A	Bubbler/fountain	03/20/2017	1.6
036-30-A	Bubbler/fountain	03/20/2017	1.4
036-31-A	Bubbler/fountain	03/20/2017	1.0
036-32-A	Bubbler/fountain	03/20/2017	0.82
036-34-A	Water cooler	03/20/2017	0.19 J
036-35-A	Faucet/sink	03/26/2017	20
036-35-B	Faucet/sink	03/26/2017	1.7

Notes:

1. Flush Sample (B) is only analyzed if the First Draw Sample (A) met or exceeded 15 ppb.
2. Service connection samples are flush samples (one per sample point), but sample IDs end with "A".
3. Samples were not able to be collected at sample points 7 & 27 (not working), or 33 (no sample port).
4. J indicates that result is less than the reporting limit but greater than or equal to the method detection limit, and the concentration is an approximate value.
5. The sample number is derived with the MMSD school identification number (e.g., 010) followed by a unique sample point identifier (e.g., 1, 2, 3, etc.). Fixtures with multiple taps include an additional locator (e.g., TAP 1, TAP 2). The first draw sample is then identified with the "A" suffix and the flush sample identified with a "B" suffix.

Created by: LCA 3/31/17

Checked by: AES 3/31/17

Updated by: LCA 4/3/17

Checked by: AES 4/4/17