

How to log in to Sora

Log into Clever and click on the Sora app from your 'Useful Apps' section.



Sora by OverDrive

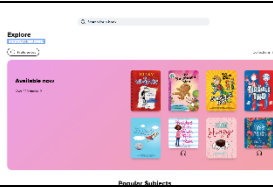
The first time that you log in, you'll need to search for our school district. Type in 'YES Prep' and select YES Prep Public Schools. Then, click the green button. Your settings will be saved for future log ins.




Once you select YES Prep, you'll need to specify that you are in elementary school and then hit the green button again.



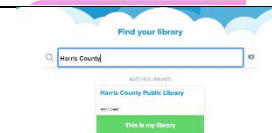
You'll be taken to your Homepage where you can choose from collections of books curated just for YES Prep elementary students and check them out.



If you're looking for a specific book or want to explore a wider variety of options, click on the Yes Prep Public Schools carrot right under the 'Explore' tab. Then, select the green button to 'add a library.'



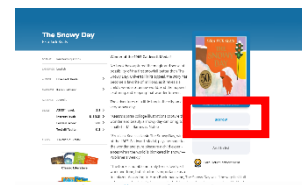
On the 'Find your library' page, search for Harris County.



Then, you'll be able to toggle between the YES Prep and Harris County Public Library systems and search and check out books from either system.



When you find a book you love, click on the image of the book and you'll be taken to a checkout page. If the book is available, you'll have the option to 'Borrow.'



If you select a book from the Harris County Public Library system, you can select that you are a part of the YES Prep Elementary system. If you are asked to select the library, scroll to the bottom of the options and select YES Prep and you'll be able to check out the book through your account.

