





CAPITAL LEVY UPDATE


We appreciate the support of our community to help fund improvements in South Kitsap Schools. Our Capital Levy was approved by voters in 2018 and will be collected over four years. Timing of the projects is based on cash flow and limiting interruptions to instruction. Here is what we’ve accomplished so far and what improvements are planned over the next several months.






CAPITAL IMPROVEMENTS
\$18,951,553



SAFETY & SECURITY
\$2,030,325



INSTRUCTIONAL TECHNOLOGY
\$3,712,500

COMPLETED PROJECTS and ACTUAL COST		PLANNED PROJECTS and ESTIMATED COST	
 Capital Improvements		Capital Improvements	
Roofing at Marcus Whitman and John Sedgwick	\$944,585	OCR Compliance for Accessibility	\$1,840,000
		Restrooms at South Kitsap High School	\$402,500
		Roof Repair at Administration Office	\$345,000
		Field Access at Burley Glenwood	\$460,000
		Roof Repairs at Sunnyslope	\$575,000
		Roofing on Modular Buildings	\$575,000
		Wooden Ramp Replacements on Modulares	\$460,000
		Exterior Repairs on Modular Buildings	\$552,000
		Track Installation at Marcus and Sedgwick	\$1,725,000
		SK Community Pool	\$5,244,000
 Safety & Security		Safety & Security	
Secure Access at Middle Schools	\$230,870	Security Cameras at Middle Schools	\$143,750
Expand Secure Access at Elementary Schools	\$137,933	Fire Alarm Replacement at SKHS	\$517,500
		School Intercoms	\$460,000
 Instructional Technology		Instructional Technology	
Interactive Projectors at Middle & High Schools	\$504,639	Student Computer Devices	\$2,530,000
Software Licensing	\$15,565	Classroom Support and Training	\$165,000
		Infrastructure and Software	\$467,500
		Software Licensing	\$451,935

Board of Directors:

Eric Gattenby, Liz Sebren,
John Berg, Jeff Daily,
and Rebecca Diehl
Tim Winter, *Superintendent*

South Kitsap School District Non-Discrimination Statement

The South Kitsap School District provides equal educational and employment opportunity without regard to race, creed, religion, color, national origin, age, honorably-discharged veteran or military status, sex, sexual orientation – including gender expression or identity, marital status, or the presence of any sensory, mental, or physical disability, the use of a trained dog guide or service animal by a person with a disability. Equal access to activities, facilities and program is provided to the Boy Scouts of America and other designated youth groups. District procedure complies with all applicable state and federal laws.

The Title IX Officer and Section 504 Coordinator with the responsibility for monitoring, auditing and ensuring compliance with this policy are:

Compliance/ADA/Title IX Coordinator
Jerry Holsten, Executive Director of Human Resources
2689 Hoover Avenue SE, Port Orchard, WA 98366
phone: 360-874-7006 email: holsten@skschools.org

Section 504 Coordinator
Kimberly Shipp, Director of Special Services
2689 Hoover Avenue SE, Port Orchard, WA 98366
phone: 360-874-3648 email: shipp@skschools.org

This newsletter was paid for by
South Kitsap School District



South Kitsap School District
2689 Hoover Ave SE
Port Orchard, WA 98366
Non Profit Org
US Postage Paid
Permit NO 111
Silverdale WA

COMMUNITY CONNECTION - SPRING 2020

ECRWSS

POSTAL CUSTOMER



Port Orchard

DESTINATION TOP 5

South Kitsap School District Priority Plan 2020-2025



ACADEMICS



WELLNESS



SAFETY



STEWARDSHIP



COMMUNITY

Destination Top 5, the South Kitsap School District Priority Plan for 2020-2025, includes results from recent surveys, academic performance data, and feedback from parents, staff, students, and the community. The plan honors the work done in the past and will guide the work of the district moving forward. The full Priority Plan document is available at www.skschools.org

We have a solid understanding of what we are doing well and what areas need improvement. We will provide frequent updates on our progress at board meetings and in communication with the community.



ACADEMICS

South Kitsap School District students and staff will be problem solvers, critical thinkers, innovators, and effective communicators.



STEWARDSHIP

Our district will be fiscally responsible and use resources effectively and equitably. We will maintain fiscal stability, maximize efficiency of district operations, and align resources to support dynamic teaching and learning.



COMMUNITY

South Kitsap School District will partner with the community to ensure student success. Strong communities build strong schools, and strong schools build strong communities.



WELLNESS

We believe students and staff must be safe and feel a sense of belonging if they are to succeed. It is our responsibility to create safe, inclusive learning communities in every school across the district.



SAFETY

South Kitsap School District will create and maintain safe learning and working environments that promote academic excellence, wellness, and efficient use of resources.



www.skschools.org


360.874.7000



REMOTE LEARNING - COVID19

Response to COVID-19 forced the closure of school this spring and South Kitsap staff reinvented instruction delivery to a remote learning model.

During this time, connections are essential for student and staff well-being. Students rely on social interaction at school with their peers and teachers for a sense of belonging. Wrap around support for students goes beyond instruction and includes food service, child care, and wellness checks. South Kitsap Food & Nutrition Services implemented grab & go meal distribution at thirteen school sites and provided approximately 26,000 meals each week.



Equity is always a critical consideration and staff quickly realized that many South Kitsap families do not have adequate access to technology. This barrier was overcome in two ways: more than 2,300 Chrome Books were checked out to students and paper packets were mailed to students who lack internet access.

After a few weeks of remote learning, we reached out to families to see how they were managing the new model. We used the Thought Exchange platform to gather responses on lessons learned and how we could best support students. The transition to staying at home, working from home, teaching from home, and learning at home is a crazy balancing act. We learned that families most appreciated consistent communication from teachers on expectations and feedback on progress.



Remote learning is challenging for all involved and we are working to get better every day. We are grateful for the partnership of our families throughout the process. We will keep you posted as more is known about the 2020-2021 school year.



END OF THE YEAR EVENTS

Graduation and end of the year events have a different look this year due to social distancing requirements. The pride we have for the accomplishments of our students has not changed. In fact, we have even more to be proud of this year.

We have come together as a school community. We care about each other and stand together when times are tough. We are proud of the Kindergarten students who are moving up, the fifth graders looking forward to middle school, the future freshmen ready to walk the halls at SKHS, and all the seniors ready to start the next step in their lives. The celebrations look different but the accomplishments and pride are the same.

High Achieving Students

Class of 2020 Valedictorians

The Class of 2020 boasts six Valedictorians! Congratulations to Kadin Backlund, Kaija Ogan, Sarah Reidy, Jesse Reidy, Sequoia Simmons, and Elizabeth Williams all finishing their high school careers with a perfect 4.0 GPA. All six students are heavily involved in extracurricular activities. They achieve at high levels inside and outside the classroom.



Ready for the World

Career Connected Learning and Future Success

The Apprenticeship Program at the Puget Sound Naval Shipyard (PSNS) is a prime example of career-connected learning at South Kitsap High School.

Congratulations to Kameron Harden, Beth Silberman, Karley Wilson, Zowie Pangelian, Ethan Christianson, and Nathan Hodges on their hard work in the apprenticeship program at PSNS. The students applied to the program as juniors and are finishing up the work study phase of training as seniors. They will move into “Helper” positions at PSNS.

STATE RECOGNITION - SERVING STUDENTS

East Port Orchard Elementary, Sidney Glen Elementary, and South Colby Elementary have been recognized for closing achievement gaps and serving students during the 2018-2019 school year. South Colby showed growth for students identifying as Hispanic and students in the free and reduced lunch program. East Port Orchard closed achievement gaps for one or more student groups. Sidney Glen closed achievement gaps for one or more student groups and showed growth for students identifying as Hispanic.



This is the second phase of the new State School Recognition System. The State Board of Education (SBE) along with the Office of the Superintendent of Public Instruction (OSPI) and the Educational Opportunity Gap Oversight and Accountability Committee (EOGOAC) have re-imagined school recognition in Washington. Recognition is based on state-level and local information. This recognition framework selects schools along the entire continuum of support and highlights positive systems changes happening in schools around our state. Schools are recognized for:

- Closing Gaps: these schools close opportunity gaps for specific student groups, e.g. Hispanic students and make systems changes to improve outcomes for all students.
- Growth: Schools recognized for growth show progress one year to the next.

DISTRICT ANNUAL REPORT 2019-2020

SKSD Enrollment	
October 2019 Student Count includes Connection Academy	10,014
May 2020 Student Count	
Gender 2019-2020	
Male	52%
Female	48%
Race/Ethnicity 2019-2020	
Hispanic / Latino of any race(s)	12.8%
American Indian / Alaskan Native	1.0%
Asian	2.5%
Black / African American	1.6%
Native Hawaiian / Other Pacific Islander	1.5%
White	68.4%
Two or More Races	12.1%
Special Programs 2019-2020	
Free or Reduced-Price Meals	38%
Special Education	15.7%
Transitional Bilingual	2.9%
Migrant	0.0%
Section 504	4%
Other Information	
Unexcused Absence Rate (2018-19)	
Adjusted 4-Year Cohort Graduation Rate (Class of 2019)	83.3%

This report is a 'snapshot' of South Kitsap School District for the 2019-2020 school year. It captures information about student demographics and test scores. Additional detailed information, including South Kitsap School District's performance on statewide assessments and Washington State's performance on NAEP is available on the Office of Superintendent of Public Instruction website: www.k12.wa.us. Select the blue State Report Card button on the right hand side and choose your district or school.

Smarter Balanced Assessment is a comprehensive system designed to measure how well students are learning the Washington State K-12 Standards in English Language Arts (ELA) and Mathematics. This assessment is given in grades 3-8 and high school.

SKSD had 97.8% of 3rd-5th graders participate in the SBA ELA assessment and 97.9% in Mathematics. For 11th grade we had a 85.0% participation rate in ELA and 84.7% in Mathematics.

Detailed information regarding disaggregated student achievement data can be found at: www.k12.wa.us You may also request a printed copy by contacting the Learning and Instructional Support Department at 360.874.7004.

2018 - 2019 SMARTER BALANCED ASSESSMENT (SBA)						
Grade Level	English Language Arts		Mathematics		Science	
	WA State	SKSD	WA State	SKSD	WA State	SKSD
3rd Grade	55.4%	62%	58%	70.1%		
4th Grade	56.9%	64.2%	54%	64.5%		
5th Grade	60.4%	67.1%	48.3%	55.2%	53.2%	62.1%
6th Grade	56.9%	60.4%	46.8%	50.8%		
7th Grade	60.6%	60.8%	48.7%	46.6%		
8th Grade	58%	61.4%	45.8%	40.3%	51.6%	49.2%
10th Grade	69.7%	68.4%	40.2%	27.6%		
11th Grade					34.5%	42.5%

DISTRICT FINANCE - SCHOOL FUNDING

South Kitsap School District takes pride in operating in a resourceful and responsible manner. Our annual operating budget is approximately \$156.8 million and most of our spending directly supports classroom instruction. Our resources, equipment, and technology sustain innovative programs and instruction to support safe and successful learning environments for our students. We use public tax dollars efficiently to equip our students with the knowledge and skills to succeed in an ever-changing global society.

Where Does Our Funding Come From?

The budgeted General Fund pays for day-to-day operations and is funded by a variety of sources:

State Dollars

78% \$118,984,535

The largest source of funding for local schools comes from state tax dollars.

Local Levy Dollars

12% \$17,598,893

Enrichment levy funds are collected from taxpayers and must be approved by local voters. The funds are used for day to day costs and are collected over a set number of years.

Federal Dollars

8% \$12,456,993

Over 99% of federal dollars are strictly allocated, meaning the district can't use federal dollars to make up for shortages in other funding.

Other - Including Donations

2% \$2,768,920

All other funding sources include local gifts and donations, which are used to fill very specific needs.

All figures shown are from the 2019-2020 Budget

How the Funding is Used

The focus is on instruction. On average, 68% of the money goes to our teachers and their support, 10.5% to school and district administration.

Teaching, Teaching Support, School and Central Office Staff

83% \$130,392,120

Last school year, we spent 81¢ of every dollar on teaching and teaching support, which includes librarians, counselors, and classroom assistants.

Custodial, Maintenance, & Grounds

6% \$9,081,270

Just over a 5¢ of every dollar we spent last year was on school maintenance, custodians, and ground crews.

Nutrition Services

3% \$4,038,484

Just over 3¢ per dollar went to provide students with nutritious meals.

Transportation

4% \$6,924,933

4¢ per dollar was spent on buses and drivers, who safely transported around 9800 students each day and traveled 1.33 million miles last year.

Utilities

2% \$3,138,778

Just over 2¢ per dollar was spent on power, water, and sewer for our 16 schools and seven additional buildings.

All Other Support Services

2% \$3,237,944

Everything else that goes into keeping our schools running, including technology, cost just over 3¢.