

2017-2018 Year End Fiscal Report



Presentation Outline

- General Fund Revenue/Expenditure
 - Budget vs. Actual
 - Expenditure Detail
- GF Fund Balance Summary / Board Goal
- ASB, Transportation, and Capital Fund Summary
- 2017-2018 Budget Development



Summary of Revenues to Expenditures

<u>F196 Annual Report</u>	<u>8-31-2017</u>	<u>8-31-2018</u>
Revenues	\$115,329,100	\$125,608,572
Expenditures	<u>- 113,815,074</u>	<u>-124,620,963</u>
Revenues Over (Under) Expenditures	\$1,514,025	\$980,034



General Fund Revenue/Expenditures Budget vs. Actual 2017-2018

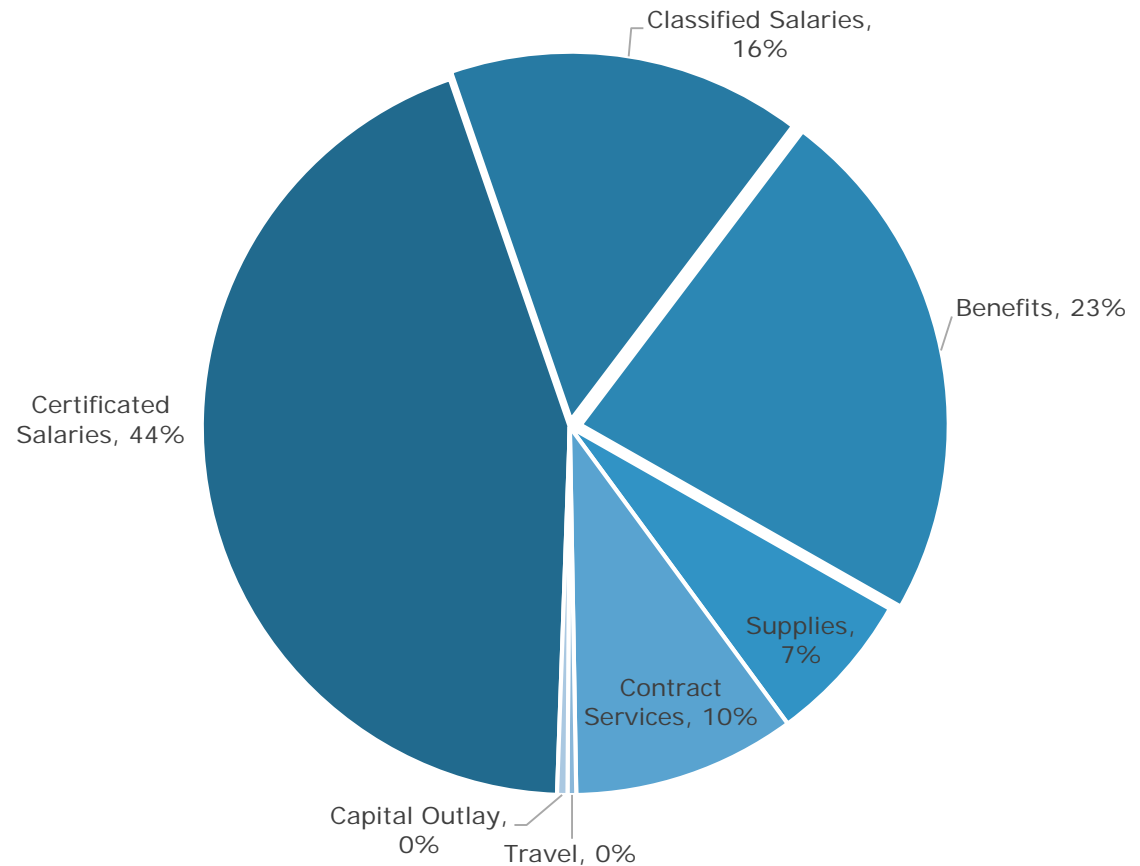
	Budget	Actual
Beginning Total Fund Balance 9-01-2017	\$ 18,900,000	\$ 18,911,886
Total Revenues and Other Financing Sources	125,079,351	125,600,998
Total Resources Available	143,979,351	144,512,884
Total Expenditures and Other Financing Uses	132,907,310	126,825,474
Excess of Revenues Over (Under) Expenditures	-5,497,959	980,034
Ending Total Fund Balance 8-31-2018	<u>\$11,072,041</u>	<u>\$17,687,410</u>



General Fund Expenditure by Object

Object	
Certificated Salaries	\$ 55,031,232.00
Classified Salaries	\$ 19,425,498.00
Benefits	\$ 28,564,084.00
Supplies	\$ 8,344,228.00
Contract Services	\$ 12,216,758.00
Travel	\$ 474,424.00
Capital Outlay	\$ 564,737.00
Total	\$ 124,620,961.00

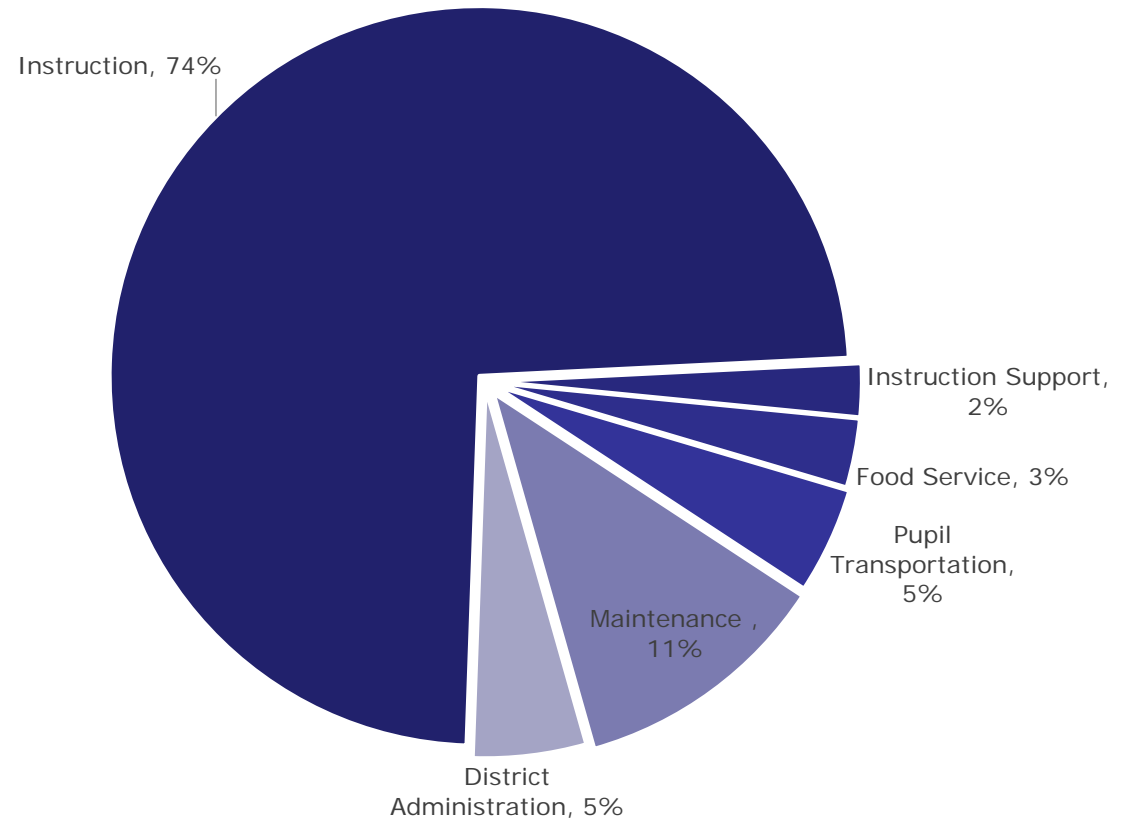
2017-18 Expenditures by Object



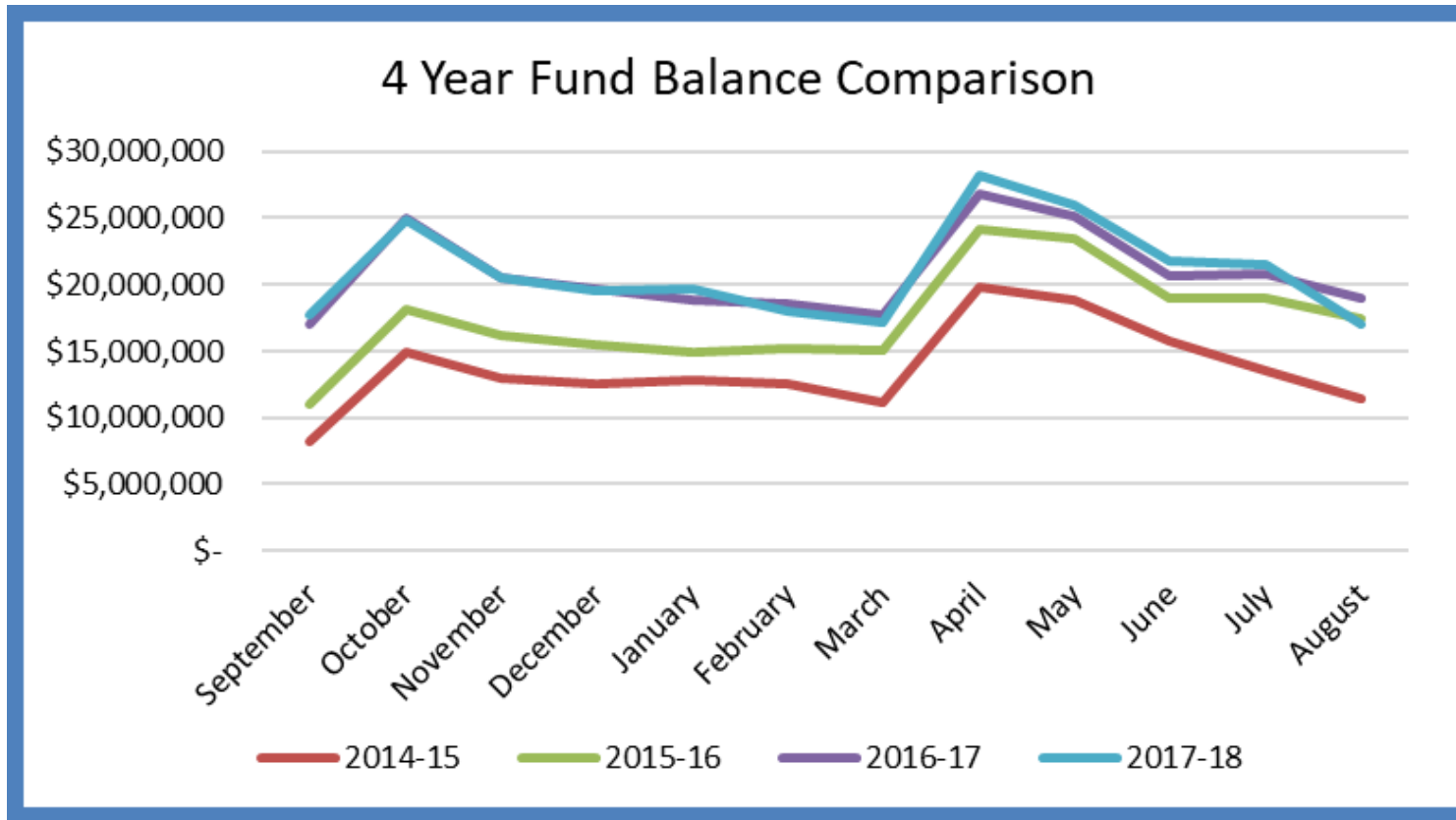
General Fund Expenditure by Activity

Activity	
Instruction	\$ 91,798,586.00
Instruction Support	\$ 2,916,961.00
Food Service	\$ 3,766,527.00
Pupil Transportation	\$ 5,810,511.00
Maintenance	\$ 14,159,073.00
District Administration	\$ 6,169,303.00
Total	\$ 124,620,961.00

2017-18 Expenditures by Activity



Fund Balance History



Fund Balance

<u>Assigned Fund Balance-</u> Contingencies, Program Carryover, Levy Funds, and Grant Claims	\$9,621,942
<u>Restricted Fund Balance-</u> Food Service and LAP Carryover	\$745,205
<u>Non-spendable-</u> Food, Transportation, and Warehouse Supply Inventory	\$1,039,833
5% Minimum Board Policy Fund Balance <i>*based on 17/18 total Revenues</i>	\$6,280,429



ASB Summary

<u>Beginning Fund Balance</u>	\$705,697
<u>Total Revenues</u>	\$898,100
<u>Total Expenditures</u>	<u>\$869,131</u>
<u>Excess Revenues over Expenditures</u>	\$28,969
<u>Total Ending Fund Balance</u>	\$734,667



Capital Projects Summary

<u>Beginning Fund Balance</u>	\$1,596,191
<u>Total Revenues and other Financing</u>	\$2,927,748
<u>Total Expenditures</u>	<u>\$2,451,673</u>
<u>Excess Revenues over Expenditures</u>	-\$301,053
<u>Total Ending Fund Balance</u>	\$1,295,138



Transportation Summary

<u>Beginning Fund Balance</u>	\$1,675,246
<u>Total Revenues</u>	\$565,753
<u>Total Expenditures</u>	<u>\$1,615,914</u>
<u>Excess Revenues over Expenditures</u>	-\$1,050,161
<u>Total Ending Fund Balance</u>	\$625,085



2019-2020 Budget Development

- December/January initial draft budget from Olympia
- February/March-Departmental Reviews and Requests
 - April/May-Cabinet Discussion and Recommendation
- July-Superintendent's Recommendation to the Board
 - August-Board Approval



Thank you

