









Jack Jouett Middle School Renaming Survey 1
Spring 2021

Q1. When reviewing a school's current name or proposing a new name, what naming categories are important to consider? Places - Names of recognized historical and geological landmarks or areas, geographic points of interest, or reflect national, state or local history. Themes - Thematic names which reflect the cultural and historical character of the community. Values - Names that reflect the ACPS values: young people, excellence, community, and respect.

Responses	Responses	%	Percentage of total respondents
Places	303	44.2%	
Themes	137	20.0%	
Values	176	25.7%	
Other (Please specify)	70	10.2%	
Total Responses	686		

Q2. Do you think we should keep the current name of Jack Jouett Middle School or choose a new name?

Responses	Responses	%	Percentage of total respondents
Keep the name as Jack Jouett Middle School	563	79.4%	
Choose a new name	146	20.6%	
Total Responses	709		

Name Suggestions

Top Three

- Hope/Peace/Justice Middle School
- Ivy Middle School
- Blue Ridge Middle School

Other Suggestions

- Monacan Middle School
- Rivanna Middle School
- New Horizon Middle School
- Central Albemarle Middle School
- Creekside/Creekview Middle School
- Sunrise Middle School
- Rio/Rio Hill Middle School
- Journey Middle School
- Lambs Lane Middle School
- Piedmont Valley Middle School
- Pine Valley Middle School
- Union Ridge Middle School
- Something more modern/current

Respondent Demographics:

Q6. I am:		
Responses	Responses	%
Albemarle County Community Member	166	23.7%
ACPS Employee	56	8.0%
ACPS Parent	191	27.3%
ACPS Parent & Employee	26	3.7%
ACPS Student	261	37.3%
Total Responses	700	

Q7. Gender/Sex		
Responses	Responses	%
Female	412	59.4%
Male	257	37.0%
Non-binary	25	3.6%
Total Responses	694	

Q8. Ethnicity/Race		
Responses	Responses	%
Asian	17	2.6%
Black/African American	111	16.7%
Hispanic/Latino	91	13.7%
Native American/Alaska Native	18	2.7%
Native Hawaiian/Other Pacific Islander	6	0.9%
White	480	72.2%
Total Responses	723	
Because multiple answers per participant are possible, the total percentage may exceed 100%.		

Q9. In my household:		
Responses	Responses	%
We primarily speak English	575	83.0%
We primarily speak another language	35	5.1%
We speak both English and another language	83	12.0%
Total Responses	693	