

Welcome!

SLP Online Meeting

Mr. Chad Zwolinski
Summer Learning Program Principal

Mrs. Adrean Bedard
Summer Learning Program Online Coordinator

Mr. Paul Kennedy
Summer Learning Program Online Educator

Common mistakes

- ▶ **1. Confirm you are in the correct course before you start.**
- ▶ **2. Parents: activation code is NOT your password**
 - ▶ Please check your email for your activation code to create your parent portal account.
 - ▶ You will receive all information prior to the start of the session.
 - ▶ Please contact your teacher if you have not received your login information by 9am on the 1st day of your session.
- ▶ **3. Progress Report: Focus on Overall Grade**
 - ▶ Overall Grade: Grade for the work that the student has completed.
 - ▶ Actual Grade: Grade in relation to time elapsed.
 - ▶ Relative Grade: Grade with receiving zeros for any incomplete assignments.
- ▶ **4. Classes open at 9am on the first day of your session. Early access will result in temporary deactivation of course.**

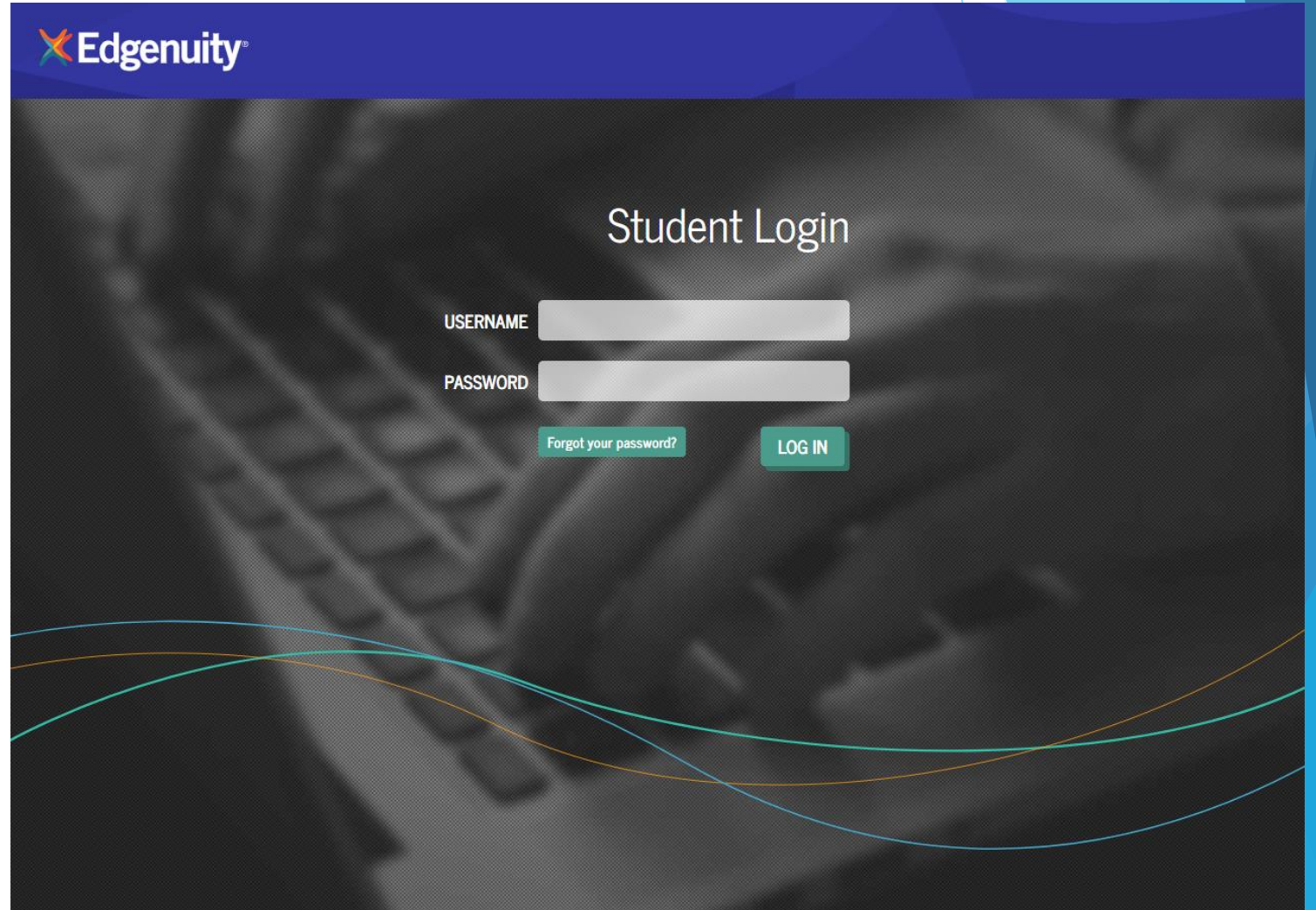
What you should know

- ▶ **Classes are NOT NCAA Accredited**
- ▶ **Students must earn a 60% overall grade to pass the class**
- ▶ **Notes = 30% of overall grade**
 - ▶ **To earn full credit, notes should be taken on the following:**
 - ▶ Warm Up
 - ▶ Instruction
 - ▶ Summary
 - ▶ Assignment
 - ▶ Quizzes (Wrong Answers)
 - ▶ Test Review
- ▶ **Classes will close at 3PM on the final day of your sessions**
- ▶ **An incomplete class will result in NO CREDIT.**

The Work: Student

learn.edgenuity.com/student

Google:
Edgenuity Student

The image shows a screenshot of the Edgenuity Student Login page. At the top left, the Edgenuity logo is displayed in white on a dark blue background. The main content area has a dark, textured background with a faint image of a laptop keyboard. The title "Student Login" is centered in white. Below the title, there are two input fields: "USERNAME" and "PASSWORD", each with a light gray rectangular box. To the right of the "PASSWORD" field is a teal button labeled "LOG IN". Below the "PASSWORD" field is a teal link labeled "Forgot your password?".

Edgenuity

Student Login

USERNAME

PASSWORD

[Forgot your password?](#) [LOG IN](#)

The Work: Student

- ▶ Follow the course progress bar to stay on target
- ▶ Recommended 8 hours per day
- ▶ Take notes on every topic
 - ▶ Warm Up
 - ▶ Instruction
 - ▶ Summary
 - ▶ Assignment
 - ▶ Quizzes (Wrong Answers)
 - ▶ Test Review
- ▶ Notes = 30% of overall grade
 - ▶ Notes grade will be entered on the last day of the session.
- ▶ Projects, Essays, Articles = Works Cited Page / In-Text Citations
 - ▶ If not included, this is plagiarism

NOTES - 30% of your OVERALL GRADE

▶ Here are two examples of notes:

The screenshot shows a student's notes page with a table of contents on the left and a note on the right. The table of contents includes sections like 'Absolutism and the Rising Tide of Re', 'Nationalism and Industrialism (1800-1', 'Imperialism and the Great War (1850-1', 'World War II (1914-1939)', 'The Cold War and Its Effects', 'Modern Issues in a Global Society', and 'Cumulative Exam'. The note on the right discusses Chinese emperors' efforts to reduce foreign influence and mentions the Empress dowager cixi.

Lessons	Notes
■ Absolutism and the Rising Tide of Re	Chinese emperors had long taken steps to reduce foreign influence in china
■ Nationalism and Industrialism (1800-1	Satire is a way of using humor to present someone or something as foolish
■ Imperialism and the Great War (1850-1	Poor conditions in china after the opium wars led to a rebellion of one million peasants famine loss of faith government corruption drug addiction
■ The New Imperialism	Empress dowager cixi
■ Imperialism in East Asia	Reformed chinas military
■ Imperialism in Africa	By the summer of 1900 the violence esclated
■ World War I Begins	
■ A New Kind of War	
■ World War I Ends	
■ Unit Test	
■ World War II (1914-1939)	
■ The Cold War and Its Effects	
■ Modern Issues in a Global Society	
■ Cumulative Exam	

The screenshot shows a student's notes page with a table of contents on the left and a detailed note on the right. The table of contents includes sections like 'Prescriptive Test', 'The Epic Hero's Quest', 'Individuality and Conformity', 'Nature and the Environment', 'Making a Difference', 'Mystery and Suspense', and 'Cumulative Exam'. The note on the right is titled 'Parts of Speech: Words and Basic' and lists various parts of speech with definitions and examples.

Lessons	Notes
■ Prescriptive Test	Nouns and proper nouns
■ The Epic Hero's Quest	○ Nouns are people, places, things, or ideas.
	○ Examples: brother, city, Florida house, happiness, George
	Verbs
	○ Verbs show actions or states of being
	○ Examples: go, work, be, is, seem, appear, know
■ Individuality and Conformity	Adjectives
■ Writing about Mood in Art	○ Adjectives describe or modify nouns. they tell "what kind" or "how many"
■ Parts of Speech: Words and Basic	○ Examples: happy, tired, green, colorful, five
■ Unit Test	Adverbs
	○ Adverbs modify verbs, adjectives, and other adverbs. They tell "how" or "when."
	○ Examples: quickly, happily, very, late
■ Nature and the Environment	Articles and demonstrative adjectives
	○ Articles and demonstrative adjectives specify nouns
	○ examples of articles: the, a, an
	○ examples of demonstrative adjectives: this, that, these, those
■ Making a Difference	Pronouns
	○ Pronouns replace nouns
	○ Examples: i, you, them, we, he, him, she, her
■ Mystery and Suspense	Conjunctions
	○ Conjunctions join words, phrases, or clauses.
	○ Examples: and, but, for, or, nor, yet, so
■ Cumulative Exam	Prepositions include words like:

The notes above will not earn full credit, as note requirements were not met.

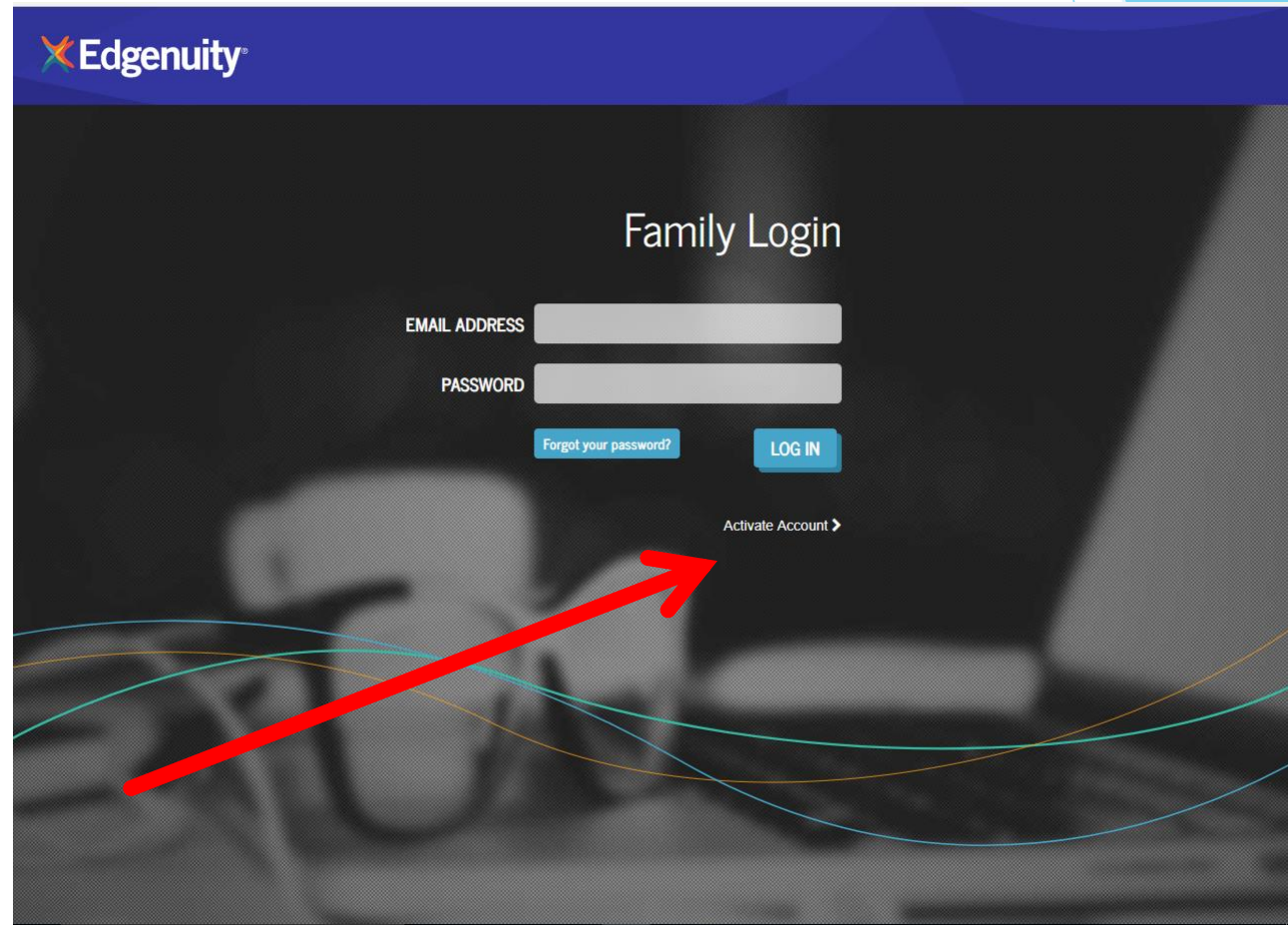
The notes above would earn full credit, as they are labeled, organized and detailed.

Tracking Progress: Parents

learn.edgenuity.com/family

Google:
Edgenuity Family Portal

Activate Account:
Activation code is NOT
your password



Edgenuity

Family Login

EMAIL ADDRESS

PASSWORD

[Forgot your password?](#) [LOG IN](#)

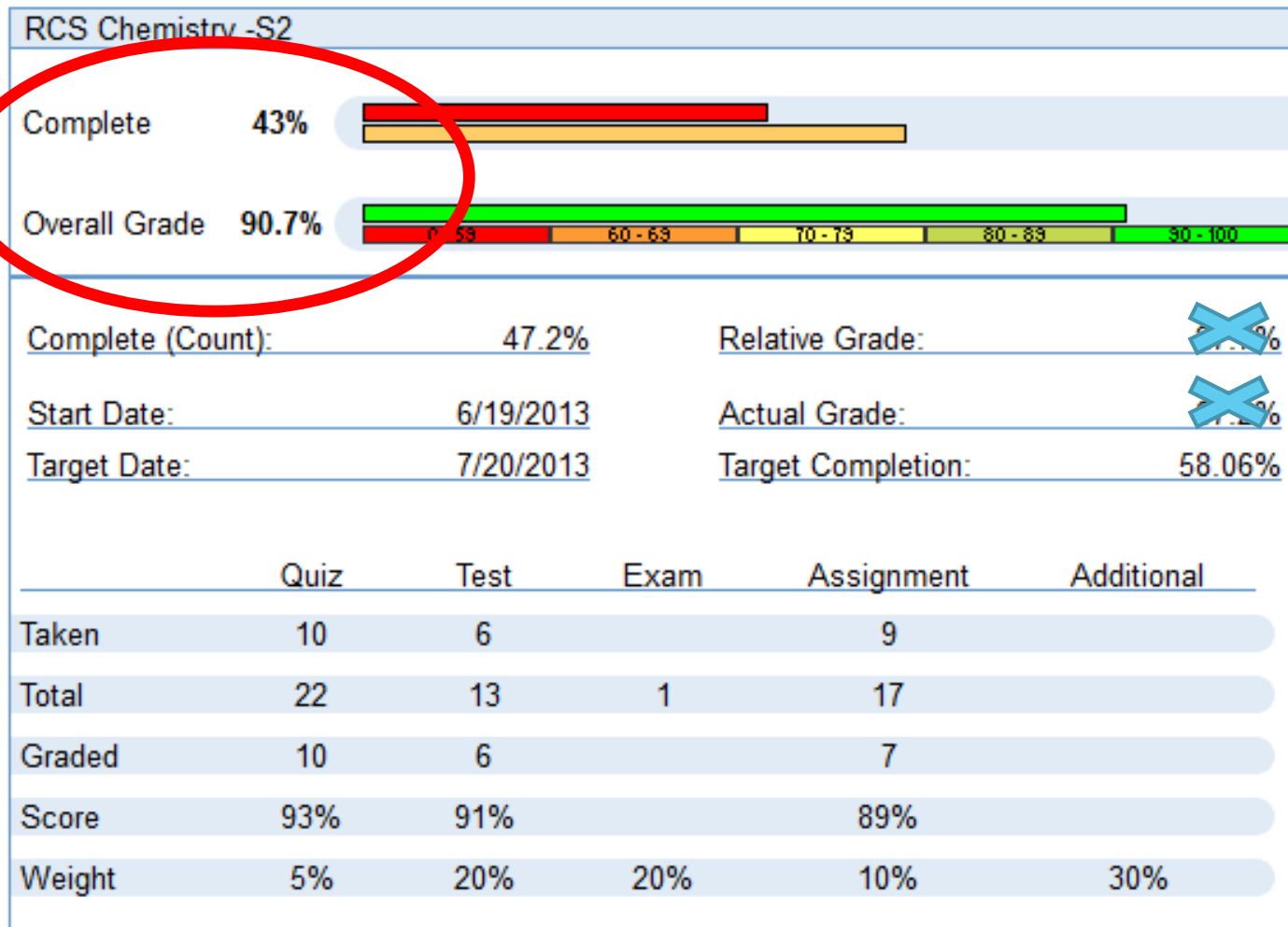
[Activate Account](#) ▶

PROGRESS

- RED = BEHIND
- BLUE = ON TARGET
- GREEN = AHEAD

■ Student Ahead ■ Student Behind
■ Student On Track ■ Target Completion

Select Course
 Current Courses [Get Progress](#)



OVERALL GRADE

- RED = FAILING

Deadlines!

Session	Start Date 9:00 AM	End Date 3:00pm
Session 1	June 15	June 30
Session 2	July 7	July 21
Session 3	July 28	August 11

Conclusion

- ▶ We cannot load your student's class until we have your completed electronic contract

[SLP 2021 Electronic Contract](#)

Questions

- ▶ Please contact your student's teacher:
 - ▶ Paul Kennedy: pkennedy@Rochester.k12.mi.us
 - ▶ Adrean Bedard: abedard@Rochester.k12.mi.us