

Ready for Kindergarten

CONNECT FOUR® Choice Board

How many choices can you complete?

Try to connect at least one set of four or more. When you are finished with a task, color the square!

<p>Draw a food that begins with the first letter of your name.</p>	<p>List three foods in the book you like.</p>	<p>Free Space</p>	<p>Draw and color the setting of the story.</p>
<p>Sing along with the alphabet song.</p> 	<p>Free Space</p>	<p>Listen to the story and tell someone foods you see in both books.</p> 	<p>Find a food in your home that begins with any letter in your name. Draw the food and write the letter it begins with.</p>
<p>Free Space</p>	<p>Tell someone about your favorite food to eat.</p>	<p>Write a kind letter to a friend or family member.</p>	<p>List three foods in the book you do not like to eat.</p>




Ready for First Grade

CONNECT FOUR Choice Board

How many choices can you complete?

Try to connect at least one set of four or more. When you are finished with a task, color the square!

<p>Create and draw a new character that could fit into the story.</p>	<p>List three ways that you can be a good friend.</p>	<p>FREE SPACE</p>	<p>Draw and color the setting of the story.</p>
<p>Tell someone about your favorite part of the story.</p>	<p>FREE SPACE</p>	<p>Follow along in your book and listen to the story. </p>	<p>Write about what Nerdy Birdy's problem was in the story.</p>
<p>FREE SPACE</p>	<p>List three things that you are good at.</p>	<p>Write a kind letter to a friend or family member.</p>	<p>GO ON A NOUN HUNT. Find five different nouns in the story.</p>
<p>Think of a time someone hurt your feelings and write about it.</p>	<p>LIGHTS OUT! Turn off the lights and read your book using only a flashlight.</p>	<p>Draw and describe the main character in the story.</p>	<p>FREE SPACE</p>

I am READY for SECOND GRADE!


Name _____ Date _____

SUMMER choice Board

directions:

Choose your own assignments from the choice board. Make sure to complete at least **FOUR** squares. 1 square may be the FREE CHOICE square.

Color each square as you complete it. Turn in to your second grade teacher!



Write 3-5 sentences about what happened in the story.

Retell the story to an adult. Make sure to give details.

Create an illustration to show your favorite part of the story.

Write a sentence telling who are the characters and describe each character.

Free choice



Find 10 sight words that you can read. Write them using rainbow colors.

Read your book to a friend, animal, or stuffed animal.


Think about how the character feels in this story. Write about your feelings about going to second grade.

Draw a picture of yourself and your future teacher. Write at least 5 sentences about what you think you will learn in second grade.

3rd Grade Reading Choice Board


Stuart Goes to School

Directions: Choose 4 squares to complete from the choice board. On the back, write your answer. Be sure to label each of your answers with its corresponding number.

<p>1. Character Traits Sometimes a character's actions and thoughts show the type of person they are. From Stuarts actions and thoughts at the beginning of the text, describe his character traits (selfish, silly, helpful, scared, lazy, courageous...). Provide evidence from the text to support your answer.</p>	<p>2. Central Message After reading this book, explain what Stuart learns by the end of the story. Include evidence from the text that supports your answer.</p>	<p>3. Quotation Read the quote from page 5. "I don't think it's a good morning," answered Stuart glumly. What is the meaning of the word <u>glumly</u>?</p>
<p>4. Phrases Read this phrase from page 1. You can smell a bad day coming. It smells like sour milk. What does the author mean by this phrase?</p>	<p>Read Aloud  Scan me!</p>	<p>5. Character Feelings On day one, Stuart believes it is going to be a bad day. List out two reasons he gives to explain why he feels this way.</p>
<p>6. Summary Write a short summary of this book. Remember, a summary should be in chronological order (correctly sequenced), it should include the main events, as well as the important characters.</p>	<p>7. Point of View Pretend you are riding on the bus with Stuart on day one. He shares with you that he is worried about his first day of third grade. What advice would you give Stuart?</p>	<p>8. Book Review Would you recommend this book to a friend? Explain why or why not. Be sure to include 3 details that explain why you like or dislike the book.</p>

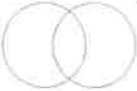
FISH IN A TREE

4th Grade Summer Reading Choice Board

<p>Theme</p> <p>The theme of a story is the lesson or moral. Determine the theme of the book and include details to support your answer. In what ways do the character or characters respond to challenges? How could you apply this theme in your life?</p>	<p>Diary Entry</p> <p>When you write from a character's point of view you act like you are that character. You use first person words (I, me, my, we). Write a diary entry from one of the character's point of view.</p>	<p>Analyzing the Character</p> <p>Choose a character from your book and decide which character trait is most prevalent.</p> <p>Provide explicit evidence from the text to support your explanation.</p> <p>What does the character learn about himself/herself?</p> <p>How do the characters change and grow within the story?</p>	<p>Comparing Characters</p> <p>Use a Venn Diagram graphic organizer to compare and contrast two characters. Think about the two characters' points of view, setting, topics/events, and reactions while completing the assignment. Write a paragraph from the graphic organizer you completed. Don't forget to add quotes from the book to support your response.</p> <p>* Venn Diagram</p> 	<p>Problem and Solution Text Structure</p> <p>Identify two problems and their solutions. Choose one of the problems that you listed and write another way it could have been solved.</p>
<p>Cause and Effect Text Structure</p> <p>A cause and effect relationship is where one thing makes something else happen. Identify 2 cause and effect relationships in the book.</p>	<p>Vocabulary</p> <p>Context clues help you figure out the meaning of new vocabulary. Define the following words by using context clues:</p> <p>Churn (Ch. 1-2) Sympathy (Ch. 3-4) Deflates (Ch. 5-6) Injustice (Ch. 11-12) Disgust (Ch. 13-14) Devastation (25-26)</p>	<p>Quotation</p> <p>What is the meaning of this quote? "If you judge a fish on its ability to climb a tree, it will spend its whole life thinking that it's stupid." (chapter 29)</p>	<p>Summary</p> <p>Write a summary of the book. Be sure to include the main events of the story and the theme.</p>	<p>Google Slides Presentation</p> <p>Create a google slides presentation of the book. Include all the information from your choice board.</p>

The One and Only Ivan

5th Grade Summer Reading Choice Board

<p>Summary</p> <p>Write a summary of the book. Be sure to include the main events of the story. Make sure to include the setting, problem and the solution.</p>	<p>Inferencing</p> <p>Inferencing is when the author implies something which is not stated in the text. For example, Sally grabs her jacket because she notices the dark, grey clouds. One can infer it is going to rain even though the author did not state it!</p> <p>Find 2 examples of inferencing in the text.</p>	<p>Analyzing the Character</p> <p>Choose a character from your book and decide which character trait is most prevalent.</p> <p>Provide explicit evidence from the text to support your explanation.</p> <p>What does the character learn about himself/herself?</p> <p>How do the characters change and grow within the story?</p>	<p>Comparing Characters</p> <p>Use a Venn Diagram graphic organizer to compare and contrast two characters. Think about the two characters' points of view, setting, topics/events, and reactions while completing the assignment. Write a paragraph from the graphic organizer you completed. Don't forget to add quotes from the book to support your response.</p> <p>* Venn Diagram</p> 	<p>Theme</p> <p>The theme of a story is the lesson or moral. Determine the theme of the book and include details to support your answer. In what ways do the character or characters respond to challenges? How could you apply this theme in your life?</p>
<p>Cause and Effect Text Structure</p> <p>A cause and effect relationship is where one thing makes something else happen. Identify 2 cause and effect relationships in the book.</p> <p>Cause: Why something happened? Effect: What happened?</p>	<p>Author Research</p> <p>Use the internet to do research about the author, Katherine Applegate. Write a paragraph in your words (at least 6-8 sentences). Be sure to sure paraphrase.</p>	<p>Timeline</p> <p>Create a timeline showing the important events that have taken place in Ivan's life.</p>	<p>Diary Entry</p> <p>When you write from a character's point of view, you act like you are that character. You use first person words (I, me, my, we). Write a diary entry from one of the character's point of view.</p>	<p>Google Slides Presentation</p> <p>Create a google slides presentation of the book. Include all the information from your choice board.</p>

6th Grade Summer Reading Choice Board

Directions: Students will pick four squares to complete after reading the book, Restart by Gordon Korman. Students can do this work on paper, a poster board, Google slides, or Google sites.

Write a narrative that provides an alternate ending to the book.	The main character in the book suffers from Amnesia. Research Amnesia and write a summary of the information you find.	Choose one character from the book. Explain how this character changes from the beginning of the book to the end of the book. Explain what causes these changes.
What is the theme of this book? How does the author use time, place, and characters to convey this theme?	Select two characters from the book. Write a text message conversation between the two characters.	Illustrate an important plot event. Write a paragraph explaining why this event is relevant to the plot.
Create a story map of the major events of the book.	Make connections across stories. Compare and Contrast this book to another one that you have read.	Select a character trait that best describes the main character. Create an acrostic poem using each letter.