











M	Morning physical activity - http://lumpstartionny.co.uk/	<p>Phonics</p> <p>Today we are going to be using word building</p> <p>We are going to say the sound and read the word as we identify the sounds we need to build the word. Once completed you will say the sound and write the word.</p> <p>oo-book</p> <p>cook</p> <p>hook</p>	Break	<p>English</p> <p>Learning Objective To write a letter</p> <p>Success Criteria Include capital letters and full stops. Remember how to start a letter Include how the animals are feeling Remember how to end a letter</p> <p>T5 W6 Y1 Monday' Pattans Pumpkin'</p>  <p>Today you are going to read the story Pattan's Pumpkin and discuss the journey that took place along the story. You will focus on how the animals might feel knowing Pattan and Kanni rescued them from the flood. How would you feel if you had been rescued from the flood by Pattan and Kanni? What would you want to say? Today you are going to write a thank you letter to Pattan and Kanni inclusive of describing the character's feelings.</p>	Break	<p>Maths</p> <p>Learning Objective Find and name a quarter as one of four equal parts of a shape.</p> <p>Success Criteria Remember to... Make each part equal Make four parts to find a quarter Fold the shape carefully to get four equal parts Recognise, find and name a half as one of two equal parts of an object or shape.</p> <p>Click on the link below: T 5 WK 6 Monday Maths</p>	Break	<p>Reading</p> <p>Reading via Bug Club or your allocated reading book(s).</p>  <p>Click here for Bug Club Login</p>	Lunch break	<p>Geography</p> <p>Learning Challenge: To explore the town we live in using Aerial views.</p> <p>Draw and label simple maps and plans e.g. pictorial place</p> <p>Success Criteria: .. to understand Aerial view ..Use locational language (e.g. near and far, left and right) to describe the location of features and routes</p> <p>Click on the links below- T 5 WK 6 Monday Geography Ariel View Power Point T5 WK 6 Monday Geography Ariel Views</p>	<p>PE</p> <p>Learning Challenge: To use your body to create movements that fit a theme.</p> <p>Success Criteria: I can explore and describe different movements. I can select and link movements together to fit a theme.</p>  <p>Today we want you to imagine that you are off to the seaside. Use your body to create movements that could represent the following things: What will you take with you? Remember to pack all of those things in your beach bag. Practice all the ways you can move in the water - Tread water, breaststroke, backstroke, front crawl, butterfly, doggy paddle and any other ways you can think of. Next, try swimming up high in the water and down low. Finally, practice all the activities you can think of that you can do in the water, e.g. Sailing, rowing, jet-skiing, surfing and water-skiing.</p> <p>Remember to: Describe which parts of your body you used to create each movement.</p> <p>Story Time Please share one of your favourite books with an adult, or visit https://www.bbc.co.uk/iplayer/episode/s/b00jdlm2/cbeebies-bedtime-stories and choose a story you have not heard before.</p>
---	---	---	-------	---	-------	---	-------	---	-------------	---	---

T	<p>Morning physical activity - http://jumpstartionny.co.uk/</p>	<p>Phonics</p> <p>Link to T5 WK 6 Tues Phonics Who's afraid of Red Riding Hood</p> <p>Today you are going to be retrieving the sound <oo> Read – Who's Afraid of Red Riding Hood?</p> <p>Identify all the <oo> sounds and make a list of the same sound different spelling.</p>	<p>English</p> <p>Learning Objective To change the ending of the story</p> <p>Success Criteria</p> <ul style="list-style-type: none"> • Think, write, read • Include capital letters and full stops • Include the characters thoughts and feelings. • Re-read sentences and check they make sense. <p>T5 W6 Y1 Tuesday ' Pattans Pumpkin'</p> <p>Today you are going to recap the ending of the story and then discuss how you could change the story ending. For example -Could the pumpkin travel along the river and join the sea taking them on an ocean adventure? Which animals would they see in the ocean? Once you have completed your new story ending you can illustrate your own ending of the story.</p> <p>Handwriting Once completed watch the handwriting video to complete lower case 'x' handwriting. https://central.espresso.co.uk/espresso/primary_uk/subject/module/video_index/item124412/grade1/index.html</p> <p> The username Espresso username – student29349 Password -Poundhill2016</p>	<p>Maths</p> <p>Learning Objective Recognise, find and name a quarter as one of four equal parts of a quantity.</p> <p>Success Criteria Remember to... Make each quarter equal with the same quantity. Make sure you have four equal parts Make sure the parts add up/ make the whole</p> <p>Click on the link below:</p> <p>T 5 WK 6 Tuesday Maths</p>	<p>Reading</p> <p>Reading via Bug Club or your allocated reading book(s).</p> <p></p> <p>Click here for Bug Club Login</p>	<p>Computing</p> <p>Learning Objective: To use a pictogram to record the results of an experiment.</p> <p>Success Criteria: Collect data from rolling a die 20 times and recording the results. Represent the results as a pictogram.</p> <p>2Do: 2 count</p> <p>Use a dice and roll it 20 times in a row. Write down every number that you roll on a piece of paper. Open the 2Do above to open a dice pictogram and input your data into your graph. Which number did you roll the most? Which number did you roll the least?</p> <p></p> <p>Remember: Please upload your work to Purple Mash, so that we can see your amazing pictograms.</p>	<p>PE</p> <p>Learning challenge: To use your body to create movements that fit a theme.</p> <p>Success Criteria: I can explore and describe different movements. I can select and link movements together to fit a theme.</p> <p>Following on from yesterday, we would like you to imagine you are seaweed and wave your arms to pretend to be seaweed. As you wave your arms, think about some of the creatures you may find in the sea e.g. sharks, manta rays and dolphins. Watch the following video set to 'Aquarium' from Saint-Saens 'Carnival of the animals' to see some of these creatures in action: https://www.youtube.com/watch?v=lyFpZ5MZ7kk</p> <p>Challenge yourself to move your body in a way that looks like each of the creatures you can see. When you are happy with your movements, practice moving to the music by moving your body as if you are a sea creature swimming through the sea. How does your body feel as you swim through the ocean?</p> <p>Remember to: Describe which parts of your body you used to create each movement.</p> <p>Story Time Please share one of your favourite books with an adult, or visit https://www.bbc.co.uk/iplayer/episodes/b00jdlm2/cbeebies-bedtime-stories and choose a story you have not heard before.</p>
---	---	--	--	---	--	--	---

W	<p>Morning physical activity - http://jumpstarttonny.co.uk/</p>	<p>Phonics</p> <p>Today we are going to be using sound swap.</p> <p>We are going to say the say the sound read the word and identify the sound we need to swap.</p> <p>bull>full>pull>mull >mush>bush</p>	Break	<p>English</p> <p>Learning Objective To write a book review</p> <p>Success Criteria Include your likes Include your dislikes Include who you would recommend the book to.</p>  <p>Today you are going to write a book review for Patten's Pumpkin. What did you like about the story? What were your dislikes? Who was your favourite character and why? What was your favourite part of the story and finally who would you recommend the story to?</p>	Break	<p>Maths</p> <p>Learning Objective Find and name a quarter as one of four equal parts of an object or quantity in a word problem.</p> <p>Success Criteria Remember to...</p> <p>Make each quarter equal with the same quantity. Make sure you have four equal parts Make sure the parts add up/ make the whole</p> <p>Click on the link below:</p> <p>T 5 WK 6 Wednesday Maths</p>	Break	<p>Reading</p> <p>Reading via Bug Club or your allocated reading book(s).</p>  <p>Click here for Bug Club Login</p>	Lunch break	<p>Science</p> <p>Learning Objective: I can identify and name a variety of deciduous and evergreen trees. I can name and group.</p> <p>Success Criteria: Remember to identify the basic structure of a tree. Remember to group trees according to their qualities. Remember what is meant by 'deciduous' and 'evergreen'.</p> <p>T5 WK 6 Wednesday Science Deciduous and Evergreen Trees</p> <p>This week you are invited to learn more about trees, finding out what deciduous and evergreen means. You have two activities to complete this week, the first is to sort pictures of leaves into deciduous and evergreen groups. The second is to write about what deciduous and evergreen mean and to draw a picture of two trees too.</p>	<p>PE</p> <p>Learning challenge To perform yoga actions.</p> <p>Click on the link to access a yoga exercise. Cosmic Kids Yoga - YouTube</p> <p>Remember to: Take deep breaths as you perform each move. Make sure you stop for a drink and a rest.</p> <p>Story Time Please share one of your favourite books with an adult, or visit https://www.bbc.co.uk/iplayer/episodes/b00jdlm2/cbeebies-bedtime-stories and choose a story you have not heard before</p>
---	---	--	-------	--	-------	---	-------	---	-------------	--	--

<p>T H</p>	<p>Phonics</p> <p>Link to T5 WK 6 dictation Thursday Phonics 'oo'</p> <p>Today we are going to complete a sentence dictation, revising the <s> sound. Can a member of your family read the sentence and then you write it?</p> <p>A bull shook in the bush</p>	<p>English</p> <p>Learning Objective: To write an adventure story</p> <p>Success Criteria: Think, write, read Capital letters and full stops Include adverbs Include adjectives Include time connectives Looking at the picture below.</p> <p>Thump! He slammed his enormous, grass-covered foot into the middle of the road, sending shockwaves of dust in all directions. With a loud grunt, the troll wrenched the entire, fully tiled roof!</p> <p>What do you think the troll is thinking? Do you think he is a mean or a kind troll? Why? What are the people doing when they have seen the troll? Would you try to catch him or talk to him? Where do you think the troll has come from?</p> <p>Today you are going to write a story adventure. Challenge yourself to include adverbs, adjectives and time connectives.</p> 	<p>Maths</p> <p>Learning Objective To consolidate this week's Learning so far.</p> <p>Success Criteria Remember to... Make each quarter equal with the same quantity. Make sure you have four equal parts Make sure the parts add up/ make the whole</p> <p>Click on links below:</p> <p>T 5 WK 6 Monday Maths T 5 WK 6 Tuesday Maths T 5 WK 6 Wednesday Maths</p>	<p>Reading</p> <p>Reading via Bug Club or your allocated reading book(s).</p>  <p>Click here for Bug Club Login</p>	<p>Music</p> <p>Learning Challenge: To learn and perform raps.</p> <p>Success Criteria: I can use my speaking voice to say the words of the rap.</p> <p>This week we have been inspired by MC Grammar. We would like you to watch and listen to MC Grammar performing his 'World Book Day Song', which is really a rap:</p> <p>https://www.youtube.com/watch?v=ZpTkjssrL4k</p> <p>We then want you to watch the link below to learn and perform the 'Pattan's Pumpkin Rap': T5 W6 Thursday Pattan's Pumpkin Rap</p> <p>How will you perform your rap? Will you dress up in special clothes or draw pictures of Pattan's Pumpkin to accompany you?</p> <p>Remember: Please upload your raptastic performances to Purple Mash – we can't wait to watch them!</p>	<p>PE</p> <p>Learning challenge To perform yoga actions.</p> <p>Click on the link to access a yoga exercise. Cosmic Kids Yoga - YouTube</p> <p>Remember to: Take deep breaths as you perform each move. Make sure you stop for a drink and a rest.</p> <p>Story Time Please share one of your favourite books with an adult, or visit https://www.bbc.co.uk/iplayer/episodes/b00jdlm2/cbeebies-bedtime-stories and choose a story you have not heard before</p>
----------------	---	--	---	---	--	--





Morning physical activity - <http://jumpstartionny.co.uk/>

Break

Break

Break

Lunch break

F	Morning physical activity - http://lumpstartionny.co.uk/	<h3>Phonics</h3> <p>Practice your spellings using this link: https://www.purplemash.com/#~bGF1bmNoZXI9anNhchBzJTJGZGI5JTJGcXVpenNwJmxhdW5jaGVyTmFtZT1qc2FwcHMIMkZkaXklMkZxdWl6c3AmdXNlcndvcm9U3</p> <table border="1"><tr><td>Word</td></tr><tr><td>our</td></tr><tr><td>are</td></tr><tr><td>were</td></tr><tr><td>was</td></tr><tr><td>is</td></tr><tr><td>his</td></tr></table> <p>Click on the above link to complete the spelling quiz- Spellings T5 W2</p> 	Word	our	are	were	was	is	his	<h3>English</h3> <p>Learning Objective To use exclamation marks</p> <p>Success Criteria Explain when to use an exclamation mark Include an exclamation mark in a full sentence.</p> <p>T5 W6 Friday Exclamation marks</p> <p>Today you are going to look at the exclamation powerpoint discussing when an exclamation mark is used. You are going to think about the learning from yesterday when you wrote your own story adventure. What would you say if you saw a giant troll in your street? Would you be surprised or horrified? For example- Oh no! There is a terrifying gigantic troll outside our house! Quick! Get help! Challenge yourself to describe how you would feel including exclamation marks within your sentences.</p> 	<h3>Maths</h3> <p>Learning Objective Independently recap, recognise, find and name a quarter as one of four equal parts of a shape.</p> <p>Success Criteria Remember to... Make each part equal Make four parts to find a quarter Fold the shape carefully to get four equal parts</p> <p>Click on the links from Monday, Tuesday, Wednesday and Thursday</p> <p>T 5 WK 6 Monday Maths</p> <p>T 5 WK 6 Tuesday Maths</p> <p>T 5 WK 6 Wednesday Maths</p> <p>T 5 WK 6 Monday Maths</p>	<h3>Reading</h3> <p>Reading via Bug Club or your allocated reading book(s).</p>  <p>Click here for Bug Club Login</p>	<h3>Feel Good Friday</h3> <p>RE: Learning Challenge: To know some Hindu symbols and understand their significance.</p> <p>Success Criteria: I can name each symbol and discuss what it means to Hindus. I can design my own symbol. I can explain what my symbol means.</p> <p>Today we would like you find out about the some of the symbols that are important to Hindus. Please click on the link below to find out more:</p> <p>T5 Wk6 Friday RE Symbolism in Hinduism</p> <p>Which symbol are you going to use to represent you? Explain why you chose this particular symbol?</p> <p>Remember: Please take a photo of your wonderful work and upload it to Purple Mash.</p>	<h3>Feel Good Friday</h3> <p>Go to our Wellbeing and Nurture web page. Click on this link to access it and choose an activity that best supports your Friday afternoon: https://www.poundhillinfantacademy.org.uk/teaching-and-learning/wellbeing-nurture</p> 
		Word												
our														
are														
were														
was														
is														
his														
Break	Break	Break	Break	Lunch break										