








<p>M</p>	<p>Morning physical activity - http://jumpstartjonny.co.uk/</p>	<p>Phonics – common words. Learning challenge – to independently read common words by sight.</p> <p>Have a look at the common word resource 'T5 WK6 Monday phonics'. Have a go at playing common word snap with a grown up.</p> <p>Remember to say the words when playing the game.</p> <p>WAS</p> <p>WAS</p> <p>Remember:</p> <ul style="list-style-type: none"> Common words are read by sight – therefore they cannot be sounded out like other words. 	<p>Break</p>	<p>English – Somebody Swallowed Stanley</p> <p>Learning challenge – what was your favourite part of the story?</p> <p>Have a look at the video https://www.youtube.com/watch?v=uf4b4no8ric of the story Somebody Swallowed Stanley.</p> <p>Can you remember the key parts of the story? What happened?</p> <p>Today we are going to think about what part of the story was our favourite part? Can you draw a picture to show your favourite part? Can you write a sentence to explain why it was your favourite?</p> <p>Remember:</p> <ul style="list-style-type: none"> To think about the story and to think about what part you liked best. Draw your own picture of your favourite part. Write a short caption to explain why it is your favourite. Remember to think about the sounds you can hear and then write them down. 	<p>Break</p>	<p>Maths – careful counting</p> <p>Learning challenge – to carefully count an amount to match a given number between 11 and 20</p> <p>You have been working so hard in the aquarium looking after the fish but now we need to make sure that they all have the correct amount of food.</p> <p>First have a go at making your own number cards with numbers 11-20. Make sure they are all muddled up and then choose a number. Can you carefully count the right amount of objects to show that number? Make sure you have a go with lots of the different numbers.</p>  <p>Remember:</p> <ul style="list-style-type: none"> Make sure you check what number you have chosen Putting your objects in a straight line might make them easier to count. When counting make sure that you carefully point to each object as you say the number name. 	<p>Break</p>	<p>Reading</p> <p>Reading via Bug Club or your allocated reading book(s).</p>  <p>Bug Club</p> <p>Click here for Bug Club Login</p>	<p>Lunch break</p>	<p>Computing – purple mash</p> <p>Learning challenges – to use 2Paint on purple mash to create a picture of where Stanley might go next on his next adventure.</p> <p>Log onto purple mash and select the activity '2paint' in the 2do section. Have a go at drawing a picture on 2paint of where Stanley might go next on his next adventure. Remember to talk about your ideas first with a grown up and then think carefully about what you would like to draw.</p>  <p>Remember:</p> <ul style="list-style-type: none"> Always tell a grown-up what you are doing when using a computer. You can add audio and/or text to explain Stanley's next adventure. 	<p>PE – Learning challenge – Ball skills!</p> <p>This week we are going to practice throwing and catching. Can you have a go at bouncing a ball on the floor and catching it after one bounce?</p> <p>Can you pass the ball to someone else with a bounce in the middle?</p> <p>Story Time</p> <p>Please share one of your favourite books with an adult, or visit https://www.bbc.co.uk/iplayer/episodes/b00jdlm2/cbeebies-bedtime-stories and choose a story you have not heard before.</p>
----------	------------------------------------------------------------------------------------------------------------	------------------------------------------------------------------------------------------------------------------------------------------------------------------------------------------------------------------------------------------------------------------------------------------------------------------------------------------------------------------------------------------------------------------------------------------------------------------------------------------------------------------	--------------	-------------------------------------------------------------------------------------------------------------------------------------------------------------------------------------------------------------------------------------------------------------------------------------------------------------------------------------------------------------------------------------------------------------------------------------------------------------------------------------------------------------------------------------------------------------------------------------------------------------------------------------------------------------------------------------------------------------------------------------------------------------------------------------------------------------------------------------------------------------------------------------------------------------------------------------------------------------	--------------	-------------------------------------------------------------------------------------------------------------------------------------------------------------------------------------------------------------------------------------------------------------------------------------------------------------------------------------------------------------------------------------------------------------------------------------------------------------------------------------------------------------------------------------------------------------------------------------------------------------------------------------------------------------------------------------------------------------------------------------------------------------------------------------------------------------------------------------------------------------------------------------------------------------------------------------------------------------------------------------------	--------------	------------------------------------------------------------------------------------------------------------------------------------------------------------------------------------------------------------------------------------------------------	--------------------	--------------------------------------------------------------------------------------------------------------------------------------------------------------------------------------------------------------------------------------------------------------------------------------------------------------------------------------------------------------------------------------------------------------------------------------------------------------------------------------------------------------------------------------------------------------------------------------------------------------------------------------------------------------------------------------------------------------------------------------------------------------------------------------------------	----------------------------------------------------------------------------------------------------------------------------------------------------------------------------------------------------------------------------------------------------------------------------------------------------------------------------------------------------------------------------------------------------------------------------------------------------------------------------------------------------------------------------------------------------------------------------------------------------

T	<p style="writing-mode: vertical-rl; transform: rotate(180deg);">Morning physical activity - http://jumpstartionny.co.uk/</p> <p>Phonics – word building Learning challenge – to hear the sounds and write the sounds in longer words independently.</p> <p>Using letter cards you have available in your house or making your own letter cards using paper – ask a grown up to say the word, have a go at building the word using the letter cards, read the word and then write the word.</p> <p>Words to build: drink, split, spent, plump, blond.</p> <p>Remember:</p> <ul style="list-style-type: none"> To draw the correct number of lines before building and writing the word – this will help you to know how many letters you need for the word. To form your letters correctly. To read the word to ensure you have included all the sounds needed for your word 	<p style="text-align: center;">Break</p> <p>English – Somebody Swallowed Stanley</p> <p>Learning challenge – Can you design a new friend for Stanley?</p> <p>Stanley has felt a little bit lonely in the story so far, until he found a friend in the Little Boy. But when the Little Boy has to go to school, Stanley still feels a little bit lonely.</p> <p>Can you make a new friend for Stanley? What would it be and why?</p> <p>Remember:</p> <ul style="list-style-type: none"> Think about your idea – what will you choose to make a new friend for Stanley? Design it – remember it can be whatever you want it to be! Write down some captions or labels to describe what you have created! 	<p style="text-align: center;">Break</p> <p>Maths – careful counting with objects Learning challenge – to carefully draw the correct amount of objects to match a number between 11 and 20</p> <p>Using your number cards from yesterday choose a number and this time have a go at drawing the correct amount of food for the fish.</p> <p>Make sure that you have a go with more than one number so that you are keep practising.</p>  <p>Remember:</p> <ul style="list-style-type: none"> Make sure you have checked what number you are drawing. Drawing your objects in a straight line will help you with your careful counting. When counting make sure that you carefully point to each objects as you say the number name. 	<p style="text-align: center;">Break</p> <p>Reading</p> <p>Reading via Bug Club or your allocated reading book(s).</p>  <p>Click here for Bug Club Login</p>	<p style="text-align: center;">Lunch break</p> <p>Art Learning challenges – to create your own under the sea creature using recyclable materials.</p> <p>First think about what sea creature you would like to make and create. Have a search around your house for recyclable materials that would be useful to create your under the sea creature. Talk about what might be good for the head, body, leg, fin..?</p> <p>Remember:</p> <ul style="list-style-type: none"> To use the scissors carefully with control. To think about your design first and you would like to include.  	<p>PE – Learning challenge – Ball skills!</p> <p>Yesterday we practiced throwing the ball and bouncing it before we caught it.</p> <p>Today can you have a go at throwing the ball in the air and catching it carefully with two hands? Remember not to throw it too high as you want to keep good control of the ball.</p> <p>Story Time Please share one of your favourite books with an adult, or visit https://www.bbc.co.uk/iplayer/episodes/b00jdlm2/cbeebies-bedtime-stories and choose a story you have not heard before.</p>
---	------------------------------------------------------------------------------------------------------------------------------------------------------------------------------------------------------------------------------------------------------------------------------------------------------------------------------------------------------------------------------------------------------------------------------------------------------------------------------------------------------------------------------------------------------------------------------------------------------------------------------------------------------------------------------------------------------------------------------------------------------------------------------------------------------------------------------------------------------------------------------------------------------------------------------------------------------------------------------------	---------------------------------------------------------------------------------------------------------------------------------------------------------------------------------------------------------------------------------------------------------------------------------------------------------------------------------------------------------------------------------------------------------------------------------------------------------------------------------------------------------------------------------------------------------------------------------------------------------------------------------------------------------------------------------------------------------------------------------------------------------------	----------------------------------------------------------------------------------------------------------------------------------------------------------------------------------------------------------------------------------------------------------------------------------------------------------------------------------------------------------------------------------------------------------------------------------------------------------------------------------------------------------------------------------------------------------------------------------------------------------------------------------------------------------------------------------------------------------------------------------------------------------------------------------------------------------------------------------------------------------------------------------	------------------------------------------------------------------------------------------------------------------------------------------------------------------------------------------------------------------------------------------------------------------------	---------------------------------------------------------------------------------------------------------------------------------------------------------------------------------------------------------------------------------------------------------------------------------------------------------------------------------------------------------------------------------------------------------------------------------------------------------------------------------------------------------------------------------------------------------------------------------------------------------------------------------------------------------------------------------------------------------------------------------------------------------------------------------------------------------------------	-------------------------------------------------------------------------------------------------------------------------------------------------------------------------------------------------------------------------------------------------------------------------------------------------------------------------------------------------------------------------------------------------------------------------------------------------------------------------------------------------------------------------------------------------------------------------------------------------------------------------------------------------

W

Morning physical activity - <http://jumpstartjonny.co.uk/>

Phonics – reading and writing

Learning challenge – be able to read and write a word independently.

Ask a grown up to write a word without you looking. When the grown up turns the word around, have a go at reading the word aloud. Ask the grown-up to hide the word again and now have a go at writing the word independently without looking at the word that your grown up wrote.

Words to read and write:

swift, stink, spend, drink, print.

Remember:

- To say each sound in the word when reading and writing.
- To always hold your pencil correctly.
- To always try your best to form your letters correctly.
- To always read your word at the end to check you have included all the sounds.

English – Somebody Swallowed Stanley

Learning challenge – where would you take Stanley on his next adventure?

Now that Stanley is a kite, he can fly anywhere in the world!

If you had to choose somewhere for Stanley to go on his next adventure where would it be? Why would you choose that place?



Break

Remember:

- Stanley can go anywhere that you want him to go.
- Draw a picture to show where you think his next adventure should be.
- Have a go at writing down where it is – for example ‘he can go to ...’

Maths – careful counting

Learning challenge – to carefully write the number to match an amount of objects.

Now that we have become experts at careful count with objects and drawings we are going to make sure that we are experts at writing the numbers.

Get someone give you a group of objects or draw a group of objects with a number between 11 and 20. Carefully count how many you have and tell someone how many you have. Now write the number to match, making sure that have counted carefully to check your answer.



Break

Remember:

- Make sure that you have carefully counted how many are in your group.
- Make sure that all of your numbers are the right way round when writing them.

Reading

Reading via Bug Club or your allocated reading book(s).



[Click here for Bug Club Login](#)

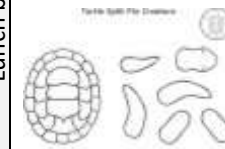
Break

Art

Learning challenge – make your own turtle.

If you would like to download and print out the template ‘[T5 WK6 Art Wednesday](#)’. Alternatively you can create your own picture with resources you have available at home.

Your task is to use mixed media with resources you have available in your house to create and design your own turtle. Once you have designed your turtle, carefully cut out the different parts of the turtle and stick them together.



Remember:

- To use the scissors safely.
- Think about your design first and think about what materials you have available and which ones you will use for your picture.
- Think about what colours you would need to create your turtle.

Lunch break

PE –

Learning challenge – Ball skills!







Can you have a go at throwing the ball in the air today.





Can you try and throw it higher than yesterday?

Can you try and catch it with only one hand?

Story Time

Please share one of your favourite books with an adult, or visit <https://www.bbc.co.uk/iplayer/episodes/b00jdlm2/cbeebies-bedtime-stories> and choose a story you have not heard before.

<p>TH</p>	<p>Morning physical activity - http://jumpstartjonny.co.uk/</p>	<p>Phonics – dictation</p> <p>Learning challenge – to be able to independently write the words and sentences.</p> <p>Have a look at the powerpoint 'WK6 Thursday Phonics- dictation'. Click on the audio button to hear the word or the sentence and have a go at independently writing the sentence.</p> <p>Remember:</p> <ul style="list-style-type: none"> To hold your pencil correctly and form your letters correctly. To listen carefully to hear all the sounds. Remember to say the words slowly to hear all the sounds. Read back your writing to check you have included all the sounds. 	<p>English – Somebody Swallowed Stanley</p> <p>Learning challenge – can you create a poster on purple mash about what people need to do with their rubbish.</p>  <p>As we have learnt this term, some people think it is ok to leave their rubbish on the floor and not to put it in the bin!</p> <p>Now we know that this is not a good way to look after our world, so can you make a poster to tell people what they should do with their rubbish?</p> <p>You can use Purple Mash if you would like – Purple Mash, Tools, 2Create a Story.</p> <p>Remember:</p> <ul style="list-style-type: none"> To write your information first – think about the message you want to get across. Think about the sounds and common words you might need to use. Then draw your picture to match your captions. 	<p>Maths – careful counting</p> <p>Learning challenge – to careful count the correct amount of cakes for the teddy</p> <p>https://www.topmarks.co.uk/learning-to-count/teddy-numbers</p> <p>Use the link to have a go at counting the correct amount of cupcakes for the teddy. Make sure that you are looking at the number first and careful moving the cupcakes.</p>  <p>Remember:</p> <ul style="list-style-type: none"> Make sure that you know the number that you need to count Move the cakes 1 at a time carefully counting as you move them. Count your cakes at the end to check you have the right amount before you check your answer. 	<p>Reading</p> <p>Reading via Bug Club or your allocated reading book(s).</p>  <p>Click here for Bug Club Login</p>	<p>Understanding of the World / Spoken Language</p> <p>Learning challenge – To be able to articulate and explain your thoughts and ideas.</p> <p>Question of the day – If you were Stanley, where would you go on your next adventure? What would happen? What would you</p>   	<p>PE – Learning challenge – Ball skills!</p> <p>Can you have a go at throwing the ball against a clear wall and then catching it when it bounces back at you?</p> <p>Can you have a go at bouncing the ball before it hits the wall?</p> <p>Can you catch it with two hands?</p> <p>Can you catch it with one hand?</p> <p>Story Time</p> <p>Please share one of your favourite books with an adult, or visit https://www.bbc.co.uk/iplayer/episodes/b00idlm2/cbeebies-bedtime-stories and choose a story you have not heard before.</p>
-----------	------------------------------------------------------------------------------------------------------------	-----------------------------------------------------------------------------------------------------------------------------------------------------------------------------------------------------------------------------------------------------------------------------------------------------------------------------------------------------------------------------------------------------------------------------------------------------------------------------------------------------------------------------------------------------------------------------------------------------------------------------------------------------------------------------	---------------------------------------------------------------------------------------------------------------------------------------------------------------------------------------------------------------------------------------------------------------------------------------------------------------------------------------------------------------------------------------------------------------------------------------------------------------------------------------------------------------------------------------------------------------------------------------------------------------------------------------------------------------------------------------------------------------------------------------------------------------------------------------------------------------------------------------------------------------------------------------------------------------------------------------	---------------------------------------------------------------------------------------------------------------------------------------------------------------------------------------------------------------------------------------------------------------------------------------------------------------------------------------------------------------------------------------------------------------------------------------------------------------------------------------------------------------------------------------------------------------------------------------------------------------------------------------------------------------------------------------------------------------------------------------------------------------------------------------------------------------------------------------------------------------	-------------------------------------------------------------------------------------------------------------------------------------------------------------------------------------------------------------------------------	--------------------------------------------------------------------------------------------------------------------------------------------------------------------------------------------------------------------------------------------------------------------------------------------------------------------------------------------------------------------------------------------------------------------------------------------------------------------------------------------------------------------------------------------------	------------------------------------------------------------------------------------------------------------------------------------------------------------------------------------------------------------------------------------------------------------------------------------------------------------------------------------------------------------------------------------------------------------------------------------------------------------------------------------------------------------------------------------------------------------------------------------------------------------------------------------------------

<p>F</p>	<p style="writing-mode: vertical-rl; transform: rotate(180deg);">Morning physical activity - http://jumpstartjonny.co.uk/</p>	<p>Phonics – Common word game Learning challenge – to be able to independently read common words by sight.</p> <p>Have a look at the phonics resource ‘WK6 Friday phonics-common word game’ – roll a dice and read a common word on number you have rolled. Take it turns with a grown up. Who will read the most common words correctly?</p> <p>Remember:</p> <ul style="list-style-type: none"> • Common words are read by sight. • If you do not have a dice available – you can always make one using paper/card or any resources you have available in your house. 	<p style="text-align: center;">Break</p> <p>English – Somebody Swallowed Stanley Learning challenge – can you create a poster on purple mash all about plastic pollution in the ocean.</p>  <p>Not only are some people leaving their rubbish at the beach and this is then polluting the ocean! This is putting our animals at risk!</p> <p>Can you make a poster to tell people what is happening with plastic in the ocean.</p> <p>You can use Purple Mash if you would like – Purple Mash, Tools, 2Create a Story.</p> <p>Remember:</p> <ul style="list-style-type: none"> • To write your information first – think about the message you want to get across. • Think about the sounds and common words you might need to use. <p>Then draw your picture to match your captions.</p>	<p style="text-align: center;">Break</p> <p>Maths – careful counting and matching number Learning challenge – to find a number and then careful draw the correct amount to match</p> <p>https://www.topmarks.co.uk/earning-to-count/helicopter-rescue</p> <p>Using the link above have a go at playing the helicopter game choosing number 1-20. This game will ask you to find a number, click on the number to see if you are right. Then have a go at drawing the correct amount to match the number that you have just found.</p>  <p>Remember:</p> <ul style="list-style-type: none"> • Listen carefully to the number that you are being asked to find. • Putting your drawings in a straight line will help you with your counting. 	<p style="text-align: center;">Break</p> <p>Reading</p> <p>Reading via Bug Club or your allocated reading book(s).</p>  <p>Click here for Bug Club Login</p>	<p style="text-align: center;">Lunch break</p> <p>Feel Good Friday and Time to Shine!</p> <p>Spend some time together talking about all of the activities you have done during the week. What did you enjoy the most? What area do you want to get better at next week?</p> <p>TIME TO SHINE – Please share your creations and activities via purple mash.</p>  <p>Please remember that you can follow us at : https://twitter.com/PHInfants You can also follow our Reception Twitter page @PHIARception</p> <p>Once you have done this, think of your own Feel Good Friday activity. This could be:</p> <ul style="list-style-type: none"> - Something creative - Going on a walk - Having a treat (snack) - Watching a film / favourite show <p>If you want to then join us for a story at 2.40, we look forward to seeing you there 😊.</p>
----------	--------------------------------------------------------------------------------------------------------------------------------------------------------------------------	-------------------------------------------------------------------------------------------------------------------------------------------------------------------------------------------------------------------------------------------------------------------------------------------------------------------------------------------------------------------------------------------------------------------------------------------------------------------------------------------------------------------------------------------------------------------------------------------------------------------------------------------	------------------------------------------------------------------------------------------------------------------------------------------------------------------------------------------------------------------------------------------------------------------------------------------------------------------------------------------------------------------------------------------------------------------------------------------------------------------------------------------------------------------------------------------------------------------------------------------------------------------------------------------------------------------------------------------------------------------------------------------------------------------------------------------------------------------------------------------------------------------------------------------------------------------------------	------------------------------------------------------------------------------------------------------------------------------------------------------------------------------------------------------------------------------------------------------------------------------------------------------------------------------------------------------------------------------------------------------------------------------------------------------------------------------------------------------------------------------------------------------------------------------------------------------------------------------------------------------------------------------------------------------------------------------------------------------------------------------------------------------------------------------------------------------------------------------------------------------------------------------------------------------------	------------------------------------------------------------------------------------------------------------------------------------------------------------------------------------------------------------------------------------------------------------------------	---------------------------------------------------------------------------------------------------------------------------------------------------------------------------------------------------------------------------------------------------------------------------------------------------------------------------------------------------------------------------------------------------------------------------------------------------------------------------------------------------------------------------------------------------------------------------------------------------------------------------------------------------------------------------------------------------------------------------------------------------------------------------------------------------------------------------------------------------------------------------------------------------------------------------------------------------------------------------------------------------------------------------------------------------