

May 2021

To the Parents and Incoming Middle School Students:

Shelton is committed to the intellectual development of each student. For this reason, the English department is continuing the summer reading program.

Requirements for all incoming 7 <sup>th</sup> graders:
--

- At the beginning of May, your student received a copy of the Shelton Summer Reading List. Your student will choose one book from the list for summer reading. Audio books are permitted.
- The instructions in this packet will guide you to complete the written book report.
- Have the written report on the novel, including pre-writes and rough drafts, ready to turn in on the first day of school.

We look forward to seeing your students in the fall.

If you have questions, please contact Tina Graves at [tgraves@shelton.org](mailto:tgraves@shelton.org), Susan Ruff at [sruff@shelton.org](mailto:sruff@shelton.org), or Lisa Tyler at [lyler@shelton.org](mailto:lyler@shelton.org).

Sincerely,  
Shelton Middle School English Teachers

1. Paragraph 1 – INTRO/THESIS (minimum of 2 sentences)
--

- A. In sentence 1, state the title and author, and then describe the story.
- B. In sentence 2, discuss the main character(s) and what he/she experiences.

a. Examples:

i. 1. *Treasure Island by Robert Louis Stevenson is an exciting tale of pirates and danger. It tells the story of Jim Hawkins and his adventures searching for buried treasure.*

ii. 2. *The Red Badge of Courage by Stephen Crane gives a vivid description of battle during the Civil War. The novel tells the story of Henry Fleming, who is horrified about fighting the enemy.*

2. Paragraph 2 – SETTING
--------------------------

- A. In sentence 1, state the setting of the book.

Example: *The Giver takes place in a futuristic world where there is no color.*

- B. Finish the paragraph by telling

1. When

Examples: *the summer of 1895; the present; over a period of six years*

2. Where

Examples: *Sam lives... in a pioneer home; in the northeast; in a make-believe world; in a small house and the woods nearby*

3. Sensory images (smells, sounds, sights)

Examples: *There are... vividly colored flowers; snow-capped mountains; The cave was... dark and damp smelling; dusty and dry; Casey noticed... the smell of honeysuckle; sounds of trickling water*

3. Paragraph 3 – MAIN CHARACTER

B. **Pre-write** –\**Complete the attached sheet for your character web.* This pre-write must be turned in with the report.

C. In the first sentence, name the main character(s) and use the personality traits from your character web.

Example:

*The main character in The Giver is Jonas, an intelligent boy who shows incredible courage.*

D. Finish the paragraph with a description of the character(s). Use your character web.

Example:

*Jonas is eleven years old and has a younger sister. In the “community,” everyone dresses the same, so he wears simple, plain clothes and a tunic. Although the community focus is Sameness, Jonas is definitely unique. One of his distinctive traits is his intelligence. (Give examples from the story...) Another important trait is his courage. Jonas shows courage when... (Give examples from the story.)*

4. Paragraph 4 – PLOT (This paragraph is a summary paragraph.)

A. The first sentence will have three parts:

1. Identify the book
2. Select a verb ***\*See the attached verb list for summaries.***
3. Finish the thought

Examples of sentence 1:

Part 1 (identify)	Part 2 (verb)	Part 3 (finish thought)
<u><i>The Very Hungry Caterpillar</i></u>	<i>follows</i>	<i>the progress of a hungry little caterpillar as he eats his way through a large quantity of various foods until he forms a cocoon and falls asleep.</i>
<u><i>Ancient Egypt</i></u>	<i>describes</i>	<i>the everyday life of Egyptians who lived 3000 years ago.</i>
<u><i>Forrest Gump</i></u>	<i>entertains</i>	<i>the reader with a touching story and a quick review of history.</i>

B. Follow these steps to finish the paragraph with a summary of the plot:

1. **Pre-write:** ***\*Complete the attached pre-write sheet.*** This pre-write must be turned in.
2. Write your summary. Follow your list of main events, but add information if necessary. Use transitions if needed, and write good, clear sentences.
3. Summaries do not need a formal conclusion. Just following your list of events will bring you to the end of your summary. Don't force an awkward-sounding conclusion.

## 5. Paragraph 5 – FAVORITE PART

A. Identify a favorite part of the story.

*Example:*

*One of the best parts of the novel is when Sam gets his new puppy.*

B. Tell the details of this part of the story. It may be helpful to do this orally first. Have someone listen as you describe this event, then write the rough draft.

C. Explain why you chose this part.

## 6. Paragraph 6 – AUTHOR TECHNIQUE

A. In the first sentence, name the author and one technique used in the book.  
***\*See the attached list of author techniques.***

*Example:*

*John Steinbeck provides effective similes throughout the story.*

B. Give **two** examples of this technique from the book.

*Example:*

*Steinbeck compares the way Lennie walks to a bear's walk because they both drag their feet.*

C. End your paragraph with a statement about how this technique adds to the story.

*Example:*

*The use of flashbacks in Walk Two Moons creates a mood of growing tension.*

## 7. Paragraph 7- CONCLUSION (YOUR OPINION)

A. In the first sentence, state your opinion.

Examples:

1. *Although The Giver had a strange ending, it is a book worth reading.*
2. *Even though Tuck Everlasting did not have action or suspense, it was still entertaining.*

B. Describe your thoughts about the book. If you are saying something negative, say it in an appropriate way. Give a solid reason to support your views.

Examples:

1. *The story forces the reader to think about...*
2. *This novel teaches an important lesson about...*


C. To whom would you recommend this book? Why?

Examples:

1. *Readers who are looking for a story about people and relationships should read Walk Two Moons.*
2. *The Giver will be enjoyed by anyone who likes mysterious novels that keep the reader guessing.*

## Written Book Report Requirements

Final paper	Must be typed, 12 point Times New Roman font, double-spaced
Title page	Include a title, your name, and the date. Final paper starts on the page behind the title page. It does NOT need a heading or name.
Paragraphs and spacing	Indent paragraphs. Double space. Do not leave an extra blank line between paragraphs. Put only one space between words Put two spaces ONLY after periods and other end marks. Do not put a space before commas. Do not put a space before end quotation marks.
Spelling	Use spell check AND an editor.
Pre-writes	Turn in the character web and pre-write for the plot paragraph BEHIND the final paper.
Rough draft	One rough draft must be turned in BEHIND pre-writes. Your rough draft should show evidence of <i>revisions</i> and <i>editing</i> .
E. Other	Periods go INSIDE quotation marks. Italicize the titles of books when typing. (Underline book titles when writing.)
What to turn in	In this order: title page, final copy, pre-writes, and rough draft. All must be STAPLED together, ready to hand in on the first day of school.





## Verb List for Summaries

compares	explains	presents
defines	gives	shows
describes	lists	tells
acknowledges	defends	invites
adds	demonstrates	judges
advises	denounces	mentions
answers	depicts	names
asks	discourages	offends
asserts	encourages	offers
assures	endorses	praises
blames	entertains	predicts
captures	entices	proposes
clarifies	enumerates	provides
classifies	evaluates	recommends
confirms	explores	simplifies
confronts	expresses	solves
confuses	features	suggests
considers	furnishes	supports
contrasts	identifies	teaches
critiques	illustrates	traces

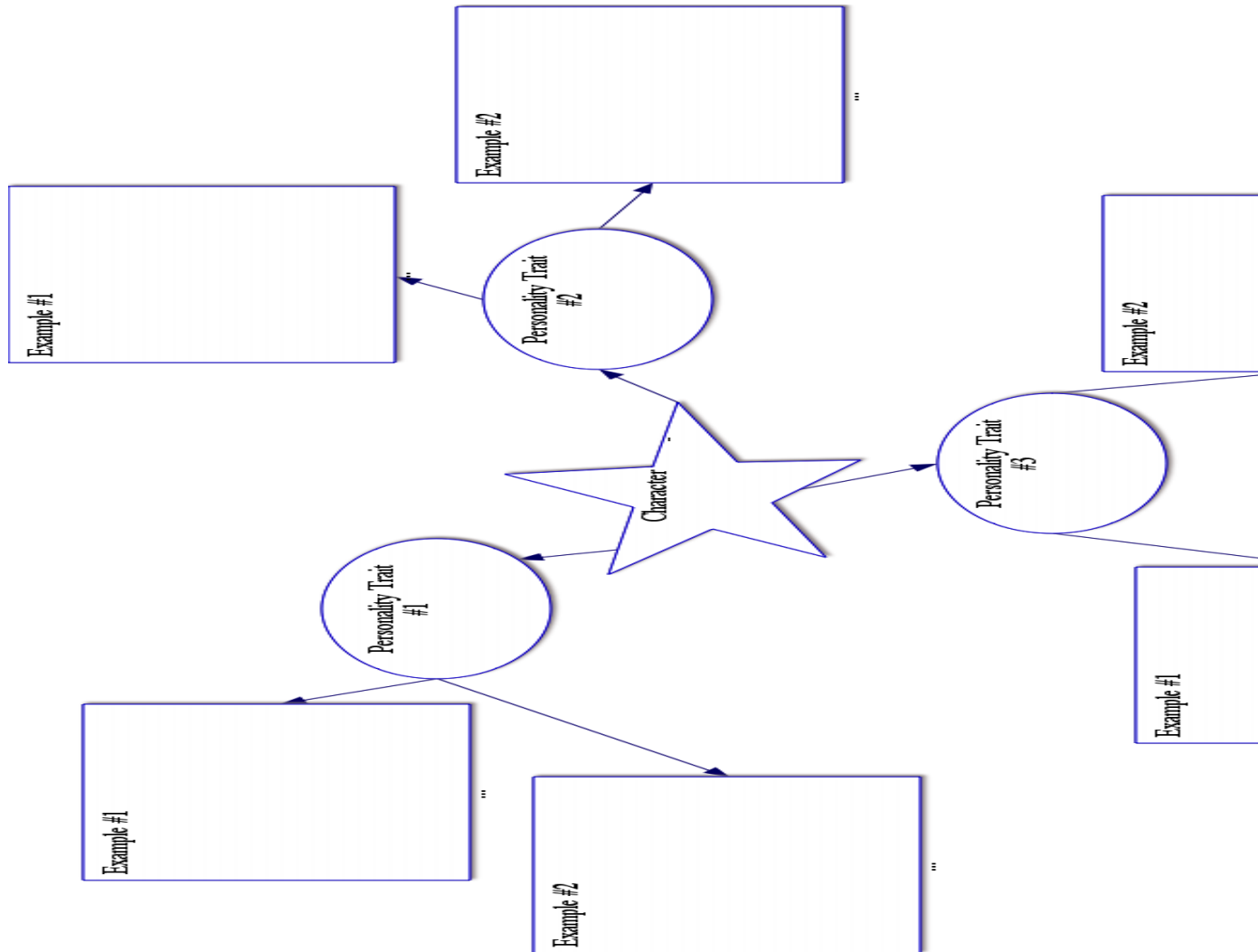
**Author Technique**

An author technique, or literary device, is a tool or technique that an author uses to makes his writing more interesting to the reader.

Technique	Description	Example
<b>simile</b>	the comparison of two unlike things, using “like” or “as”	From <i>Pinballs</i> :  “The two old ladies looked like matching salt and pepper shakers.”
<b>hook</b>	a compelling first sentence in a novel or chapter that grabs the interest of the reader	From <i>The Giver</i> :  “It was the beginning of December and Jonas was beginning to be frightened.”
<b>cliffhanger</b>	a sentence ending a chapter with suspense or tension, making the reader want to find out what happens next	From <i>The Giver</i> : “Jonas bowed his head and searched through his mind. What had he done wrong?”
<b>symbolism</b>	an object, person, place, or action that stands for something larger than itself	In <i>Lord of the Flies</i> the conch shell represents authority, and leadership.  A rose is often a symbol of love and beauty; a skull can be a symbol of death; spring and winter often symbolize youth and old age.  In <i>The Black Pearl</i> the manda diablo represents greed, evil while the Madonna statue represents purity, and unselfishness.
<b>flashback</b>	a return to the past in the story	<i>The Black Pearl</i> is an entire flashback to the story of Ramon’s youth.

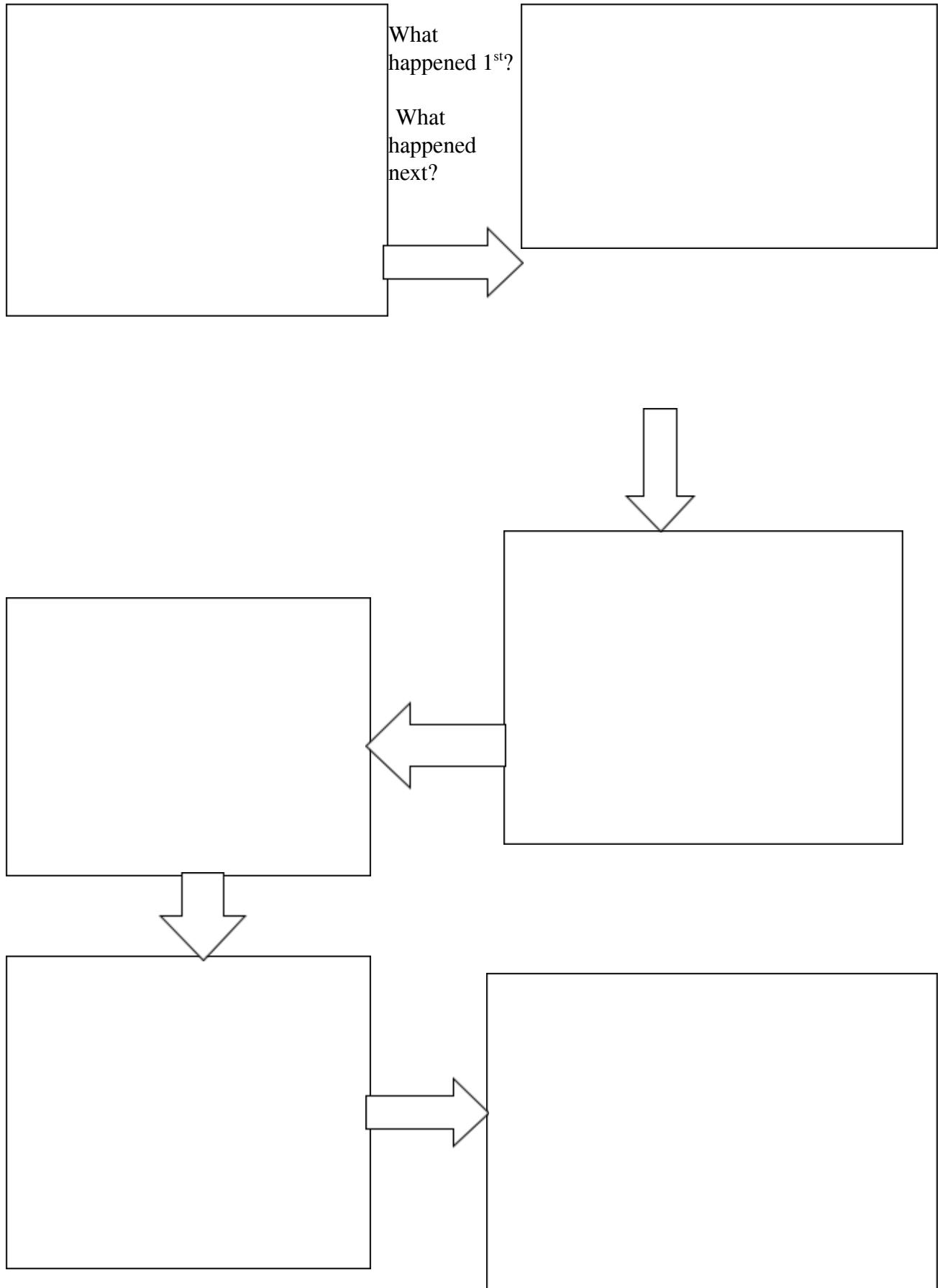
Technique	Description	Example
<b>foreshadowing</b>	the author gives a hint of something that will happen later on in the story	The author could use a thunderstorm to give a hint of the violence that occurs later in his story.
<b>metaphor</b>	a comparison of two things that are different - this is not the same as simile because a metaphor does not use “like” or “as”	“Life is a hard road.” or “Life is like a box of chocolates.”
<b>personification</b>	giving human qualities to things	From <i>The Black Pearl</i> :  “The great pearl caught the light, gathered it, and softened it into a moon of dark fire.”  “The winter wind is unkind, with such rude breath.”
<b>hyperbole</b>	exaggeration	From tall tales: “He dug his hatchet down to the center of the earth.”
<b>onomatopoeia</b>	the use of words whose sounds imitate the meanings	The rising wind <i>growled, roared,</i> and <i>howled</i> .  “Buzz.” “Tap, tap, tap.”
<b>alliteration</b>	the repetition of similar sounds in a group of words	Stumbling slowly, they silently surveyed the silvery moonlit landscape.

### Pre-write: Character Web



**Pre-Write: Plot Paragraph/Summary**

Use this sheet to sort out the MAIN EVENTS that happen in the story.



How did the story end?