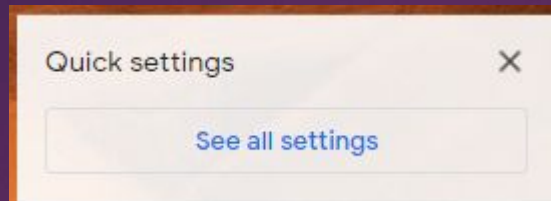


How to Forward Google Mail to your LUSD mail.

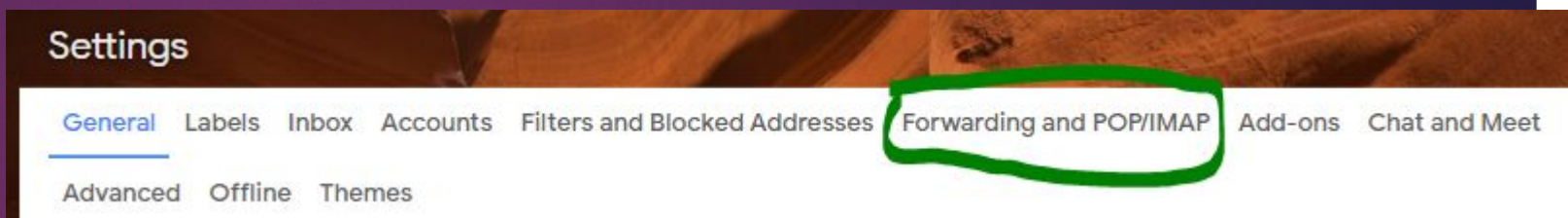
1. GO TO YOUR GOOGLE ACCOUNT
2. CLICK ON SETTINGS
3. CLICK TO SEE ALL SETTING
4. CLICK ON FORWARDING AND POP/IMAP
5. CLICK ON ADD A FORWARDING ADDRESS
6. PUT YOUR LUSD EMAIL ADDRESS INSIDE
7. CONFIRM YOU TYPED IT IN CORRECTLY HIT PROCEED

1. GO TO YOUR GOOGLE ACCOUNT

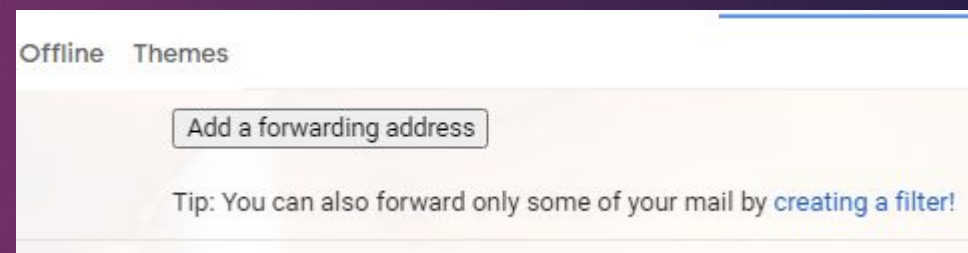
2. CLICK ON SETTINGS



3. CLICK TO SEE ALL SETTING



4. CLICK ON FORWARDING AND POP/IMAP



5. CLICK ON ADD A FORWARDING ADDRESS

6. PUT YOUR LUSD EMAIL ADDRESS INSIDE 7. CONFIRM HIT PROCEED

