
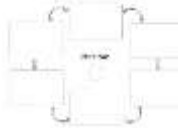


















M	<p>Morning physical activity - http://jumpstartionny.co.uk/</p>	<h2>Phonics</h2> <p>Today we are going to be using word building</p> <p>We are going to say the sound and read the word as we identify the sounds we need to build the word. Once completed you will say the sound and write the word.</p> <p>ie- lie pie tie</p>	<h2>English</h2> <p>Learning Objective To write a story</p> <p>Success Criteria Rehearse your story with your family Use time connectives to structure and order the story map.</p> <p>T5 W5 Y1 Monday 'Pattans Pumpkin'</p>   <p>Today you will reread the story Pattan's Pumpkin. This is the first time this ancient story has been printed in a book for children. Despite this, it has lasted for thousands of years by being passed down orally by generation upon generation of the Irular tribe. Could you also pass the story on by telling it aloud to another audience?</p> <p>Think about where the story starts ("Once upon a time... on the banks of a mighty river that galloped down the Sahyadri mountains."). Today you are going to sequence the main events in a story map. Use time connectives to order the retelling (for example: One day...; The next day...; In the morning...; At last...; Down in the valley...; And then, one day...; Back in the valley...; Even today...).</p>	<h2>Maths</h2> <p>Learning Objective Recognise, find and name a half as one of two equal parts of an object or shape.</p> <p>Success Criteria Remember to...</p> <p>Make each half equal Make sure you have two equal parts Fold shapes to make sure the two parts are the same</p> <p>Click on the link below: T 5 WK 5 Monday Maths</p> <p>T 5 wk 5 Monday Fractions Power Point</p>	<h2>Reading</h2> <p>Reading via Bug Club or your allocated reading book(s).</p>  <p>Click here for Bug Club Login</p>	<h2>Geography</h2> <p>Learning Challenge: To identify physical and human features in our local area.</p> <p>Success Criteria:</p> <p>....identify the human and physical features of our school</p> <p>Use locational language (e.g. near and far, left and right) to describe the location of features and routes</p> <p>Think carefully</p> <p>Click on the links below- T 5 WK 5 Monday Geography Power Point</p> <p>T5 WK 5 Monday Geography Natural and Manmade</p>	<h2>PE</h2> <p>You will need a family member to help you with today's challenges:</p> <p>Yellow Challenge With a partner, maintaining balance throughout:</p> <p>I can sit holding hands with toes touching, lean in together then apart. I can sit holding 1 hand with toes touching, lean in together then apart. I can sit holding hands with toes touching and rock forwards, backwards and side-to-side.</p> <p>Green Challenge With a partner, maintaining balance throughout:</p> <p>I can hold on and, with a long base, lean back, hold our balance and move back together again. I can hold on with 1 hand and, with a long base, lean back, hold our balance and move back together again.</p> <p>Remember to: Work as a team to maintain balance throughout.</p> <p>Story Time Please share one of your favourite books with an adult, or visit https://www.bbc.co.uk/iplayer/episode/s/b00jdlm2/cbeebies-bedtime-stories and choose a story you have not heard before.</p> 
---	--	--	---	--	--	--	---

T	<p>Phonics</p> <p>Link to T5 WK 5 Draculite</p> <p>Today you are going to be retrieving the sound <ie> Read – Draculite</p> <p>Identify all the <ie> sounds and make a list of the same sound different spelling.</p> <p><i>Morning physical activity - http://jumpstarttonny.co.uk/</i></p>	<p>English</p> <p>Learning Objective To read aloud your story map</p> <p>Success Criteria Recall the main events of the story Talk slowly and clearly Use expression</p> <p></p> <p>Today you are going to look at your completed story maps that are annotated with any words/phrases or sentences that help you remember the story. You then need to rehearse the story map adding pictures and phrases to aid in retelling the story. Once completed challenge yourself to read your story map aloud.</p> <p>Handwriting Once completed watch the handwriting video to complete lower case 'x' handwriting. https://central.espresso.co.uk/espresso/primary_uk/subject/module/video_index/item124412/grade1/index.html</p> <p> The username Espresso username – student29349 Password -Poundhill2016</p>	<p>Maths</p> <p>Learning Objective Recognise, find and name a half as one of two equal parts of a shape.</p> <p>Success Criteria Remember to... Make each halve equal Make sure you have two equal parts Fold shapes to make sure the two parts are the same</p> <p>Click on the link below: T 5 WK 5 Tuesday Maths</p>	<p>Reading</p> <p>Reading via Bug Club or your allocated reading book(s).</p> <p></p> <p>Click here for Bug Club Login</p>	<p>Computing</p> <p>Learning Objective: To safely log in to a programme using my password. To drag and drop words into the right position.</p> <p>Success Criteria: Name and label the plants of a tree.</p> <p>2Do: Trees Labelling and Growing</p> <p>Open the labelling the parts of a tree 2Do on purple mash. Add the labels to the right place and check your work. If you have got any to check, make sure you correct your work before handing it into your teacher.</p> <p>Remember: Please upload your work to Purple Mash, so that we can see your AMAZING designs!</p> <p></p>	<p>PE</p> <p>You will need a family member to help you with today's challenge: Learning challenge: To be able to work with a partner to balance.</p> <p>Success Criteria: I will be able to work with my partner to hold a balance. I will be able to challenge myself to make my balance increasingly difficult to maintain.</p> <p>Following on from yesterday, we would like you to challenge yourself and a family member to develop balances that require you to lean towards each other. Challenge yourself to work through the balances below from easier to harder:</p> <p>Easier challenges – kneel, using a wide base and both hands.</p> <p>Harder challenges – stand, using a narrow base and only one hand.</p> <p>Remember to: Work as a team to maintain balance throughout. Persevere with the balances you find tricky. The more you practice, the more successful you will become.</p> <p>Story Time Please share one of your favourite books with an adult, or visit https://www.bbc.co.uk/iplayer/episode/b00jdlm2/cbeebies-bedtime-stories and choose a story you have not heard before</p> <p></p>
---	---	--	---	--	---	--

W		<p>Phonics</p> <p>Today we are going to be using sound swap.</p> <p>We are going to say the sound read the word and identify the sound we need to swap.</p> <p>kind>mind>find>bind>blind></p>	<p>English</p> <p>Learning Objective To write a diary entry</p> <p>Success Criteria Include capital letters and full stops. Include adjectives Kanni's thoughts and feelings. Kanni's hopes for the future. Read aloud diary entry</p> <p>Break</p>   <p>T5 W5 Y1 Wednesday ' Pattans Pumpkin'</p> <p>Task Today you are going to write a diary entry in the role of Kanni describing her journey so far and how she has been feeling. Challenge yourself to include what her hopes are for the future.</p>	<p>Maths</p> <p>Learning Objective Recognise, find and name a half as one of two equal parts of a quantity</p> <p>Success Criteria Remember to... Make each halve equal with the same quantity. Make sure you have two equal parts</p> <p>Break</p> <p>Click on the link below:</p> <p>T 5 WK 5 Wednesday Maths</p>	<p>Reading</p> <p>Reading via Bug Club or your allocated reading book(s).</p>  <p>Click here for Bug Club Login</p> <p>Break</p>	<p>Science</p> <p>Learning Objective: Identify and describe the basic structure of a variety of common flowering plants, including trees.</p> <p>Success Criteria: Remember the names of the different parts of a tree. Remember the function of each part of a tree.</p> <p>Lunch break</p> <p>This week the children are learning about the names of the main parts of a tree and thinking about how each part is used by the tree to survive.</p> <p>T5 WK 5 Wednesday Science Parts of a tree</p> <p>Look around your local area at the trees, these might be in the nearby park or woods, in your garden or even visible from your window. Can you draw a picture of the tree and add a label to each part.</p> <p>Remember to: think about the purpose of each part of a tree. Why does a tree have bark on the trunk? How is a trunk similar to the stem on a flower?</p>	<p>PE</p> <p>Learning challenge To perform yoga actions.</p> <p>Click on the link to access a yoga exercise. Cosmic Kids Yoga - YouTube</p> <p>Remember to: Take deep breaths as you perform each move. Make sure you stop for a drink and a rest.</p> <p>Story Time Please share one of your favourite books with an adult, or visit https://www.bbc.co.uk/iplayer/episodes/b00jdlm2/cbeebies-bedtime-stories and choose a story you have not heard before</p>
---	--	--	---	---	--	--	--

<p>T H</p>	<p>Phonics</p> <p>Link to T5 WK 5 dictation Thursday 'igh'</p> <p>Today we are going to complete a sentence dictation, revising the <igh> sound.</p> <p>Can a member of your family read the sentence and then you write it?</p> <p>A child had five up high.</p>	<p>English</p> <p>Learning Objective: We are learning...</p> <p>Success Criteria: Think, write, read Capital letters and full stops Include the characters thoughts and feelings. Re-read sentences and check they make sense.</p> <p>Break</p>  <p>Today you are going to read aloud up to the penultimate page of the book ("...as he planted the single pumpkin seed he had saved."). Today you are going to write how Kanni, Pattan and the passengers feel about coming to the end of the journey.</p> <p>Challenge yourself to describe their thoughts and feelings at the end of the journey.</p>	<p>Maths</p> <p>Learning Objective Find and name a half as one of two equal parts of a quantity within a word problem</p> <p>Success Criteria Remember to... Make each halve equal with the same quantity. Make sure you have two equal parts</p> <p>Click on the link below: T 5 WK 5 Thursday Maths</p> <p>Break</p>	<p>Reading</p> <p>Reading via Bug Club or your allocated reading book(s).</p>  <p>Bug Club</p> <p>Click here for Bug Club Login</p> <p>Break</p>	<p>Music</p> <p>Learning Challenge: To begin to understand that rhythm is a mixture of long and short sounds that happen over the pulse. To listen to, copy and repeat a simple rhythm or melody. To learn & perform rhythms.</p> <p>Success Criteria: I can say the words of the rhythm I am tapping in my head, to help me tap the rhythm. I can read and tap a given rhythm pattern. I can talk about the rhythm in a piece of music so that I can show my understanding of what it is.</p> <p>Lunch break</p> <p>This week we would like you to create rhythm patterns to illustrate the phrases found in the story of Pattan's Pumpkin by watching the link below: T5 W5 Thursday Pattan's Pumpkin Rhythm Patterns Will you choose a fast or a slow tempo for each rhythm?</p> <p>Remember: The rhythm is the same as the syllables in each word. Make sure your rhythm pattern sounds like the phrase that you are trying to illustrate.</p>	<p>PE</p> <p>Learning challenge To perform yoga actions.</p> <p>Click on the link to access a yoga exercise. Cosmic Kids Yoga - YouTube</p> <p>Remember to: Take deep breaths as you perform each move. Make sure you stop for a drink and a rest.</p> <p>Story Time Please share one of your favourite books with an adult, or visit https://www.bbc.co.uk/iplayer/episodes/b00jdlm2/cbeebies-bedtime-stories and choose a story you have not heard before</p>
----------------	---	--	---	---	--	--

F	Morning physical activity - http://lumpstartionny.co.uk/	Phonics Practice your spellings using this link: https://www.purplemash.com/#~bGF1bmNoZXI9anNhCHBzJTJGZGI5JTJGcXVpenNwJmxhdW5jaGVyTmFtZT1qc2FwcHMIMkZkaXklMkZxdWl6c3AmdXNlcndvcm9U3	Break	English Learning Objective To use the plural 's'	Break	Maths Learning Objective Recognise, find and name a quarter as one of four equal parts of a shape.	Break	Reading Reading via Bug Club or your allocated reading book(s).	Lunch break	Feel Good Friday RE: Learning Challenge: To understand the significance of and how the festivals of Holi and Diwali are celebrated by Hindus.	Feel Good Friday Go to our Wellbeing and Nurture web page. Click on this link to access it and choose an activity that best supports your Friday afternoon: https://www.poundhillinfantacademy.org.uk/teaching-and-learning/wellbeing-nurture								
		<table><tr><td>Word</td></tr><tr><td>do</td></tr><tr><td>to</td></tr><tr><td>today</td></tr><tr><td>of</td></tr><tr><td>said</td></tr><tr><td>says</td></tr></table>		Word		do		to		today		of	said	says	Success Criteria Include capital letter and full stops. Identify when to use the plural 's' Include the plural 's' in full sentences		Success Criteria Remember to... Make each part equal Make four parts to find a quarter Fold the shape carefully to get four equal parts		Success Criteria: I can understand why Holi is important to Hindus. I can understand how Hindus celebrate Holi. I can understand similarities between this festival and the Hindu festival of Diwali.
		Word																	
		do																	
		to																	
		today																	
		of																	
said																			
says																			
Click on the above link to complete the spelling quiz- Spellings T5 W5	T5 W5 Y1 Friday Plural 's' Today you are going to look at the plural 's' powerpoint discussing when to use the plural 's' and 'es'. Then you are to complete the powerpoint activities. Once completed challenge yourself to find objects around the home and include them in full sentences adding the correct plural 's' or 'es'.	T 5 WK 5 Friday Maths	Click here for Bug Club Login	T5 Wk5 Friday RE Holi Now, write a few sentences explaining the similarities between the Hindu festivals of Holi and Diwali. Think about: Do families and friends celebrate with people celebrate with each other? Are there special foods at both festivals? At each festival, are there any special events that take place?															
					These are the two video clips that are on the link above: What is Holi? https://www.bbc.co.uk/bitesize/topics/zh86n39/articles/z4qqy9g														
Handwriting Once completed watch the handwriting video to complete lower case 'y' handwriting. https://central.espresso.co.uk/espresso/primary_uk/subject/module/video/item/339820/grade1/module12/44120/index.html					What is Diwali? https://www.bbc.co.uk/bitesize/topics/zh86n39/articles/zipp92p														
 The username Espresso username – student29349 Password –Poundhill2016					Remember: Please take a photo of your wonderful work and upload it to Purple Mash.														