




Critical Thinkers



Critical thinkers analyze information from a variety of sources, experiences, and perspectives to construct unique ideas and solutions. To do this, they process and evaluate information, seek connections and patterns, analyze and synthesize ideas, and apply the knowledge gained in authentic contexts. Critical thinkers reason effectively, make judgments and decisions, generate and respond to purposeful questions, and justify decision making.

A little bit of survey info....





● Don't Know ● No ● Sometimes ● Yes

1 - The learning in this class is preparing my student f...



2 - My student understands what he/she is supposed...



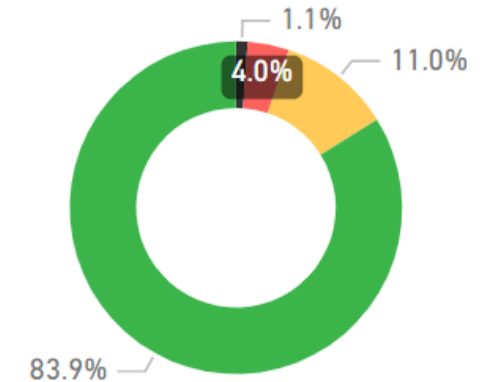
3 - This teacher works well with my student when he/...



6 - I would recommend this teacher to another parent.



Response distribution



Question	Don't Know	No	Sometimes	Yes
1 - The learning in this class is preparing my student for the next grade or course.	1	2	16	136
2 - My student understands what he/she is supposed to do on assigned work.	0	4	27	124
3 - This teacher works well with my student when he/she needs help.	3	8	13	131
6 - I would recommend this teacher to another parent.	3	11	12	129



Questions 1-6

● strongly agree ● agree

1 - The staff at my student's school create a safe and welcoming environme...

79.01%

20.99%

2 - My student feels included and like they belong at school.

72.15%

27.85%

3 - Community perception of this school is positive.

77.50%

22.50%

4 - My student is receiving a quality learning experience at this school.

72.73%

27.27%

5 - The relationships between teachers and students are respectful at my st...

75.32%

24.68%

6 - Overall, the environment at my student's school is positive.

73.75%

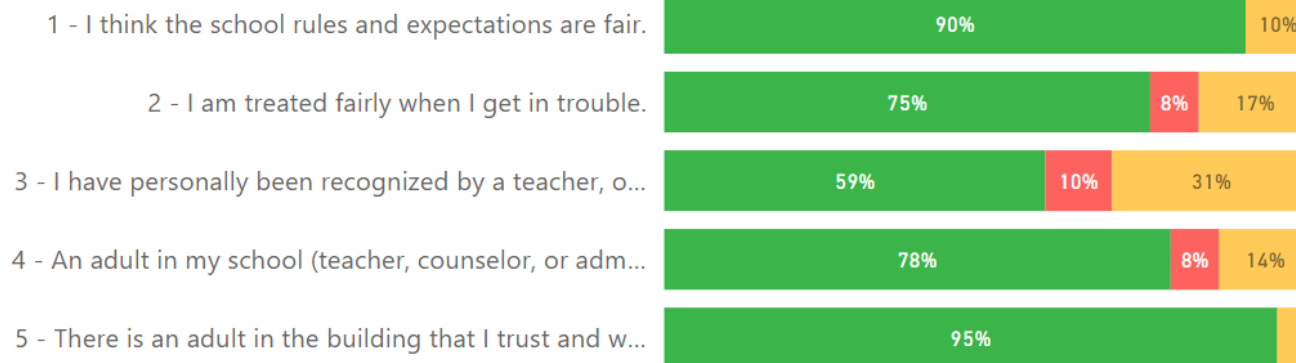
26.25%

Question	strongly agree	agree
1 - The staff at my student's school create a safe and welcoming environment for each student.	64	17
2 - My student feels included and like they belong at school.	57	22
3 - Community perception of this school is positive.	62	18
4 - My student is receiving a quality learning experience at this school.	56	21
5 - The relationships between teachers and students are respectful at my student's school.	58	19
6 - Overall, the environment at my student's school is positive.	59	21

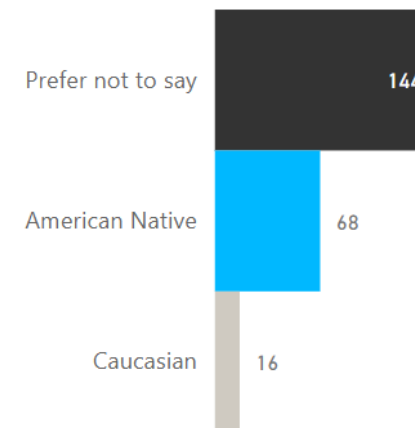


Questions 1-5

● yes ● no ● not sure




Count by Race/Ethnicity



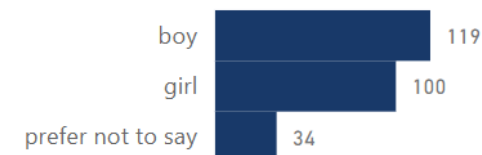
Question

Question	yes	no	not sure
1 - I think the school rules and expectations are fair.	221		25
2 - I am treated fairly when I get in trouble.	190	19	44
3 - I have personally been recognized by a teacher, or my school, for good behavior in the last 2 months.	149	26	78
4 - An adult in my school (teacher, counselor, or administrator) has told me I am a good student.	198	19	36
5 - There is an adult in the building that I trust and would go to with a problem.	234		13

Count by Grade Level



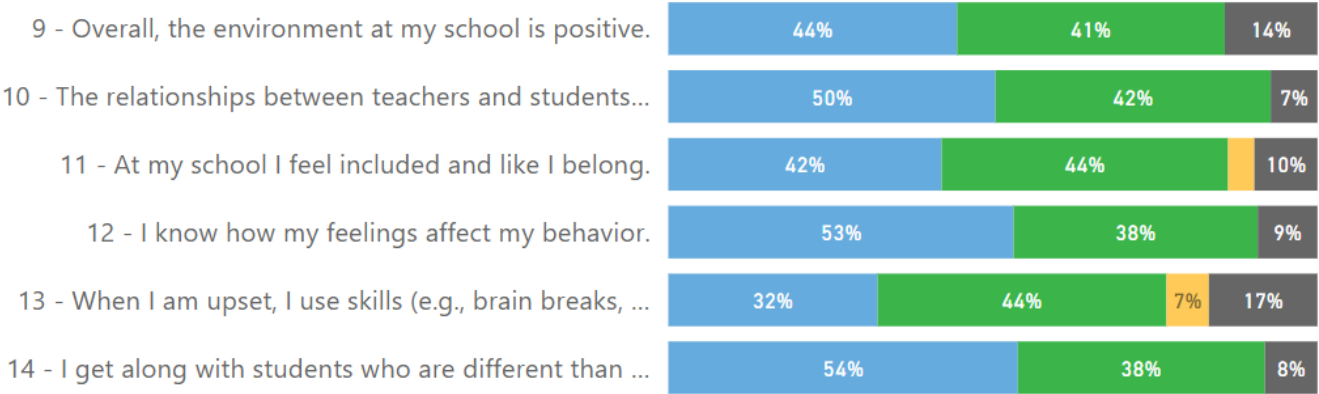
Count by Gender



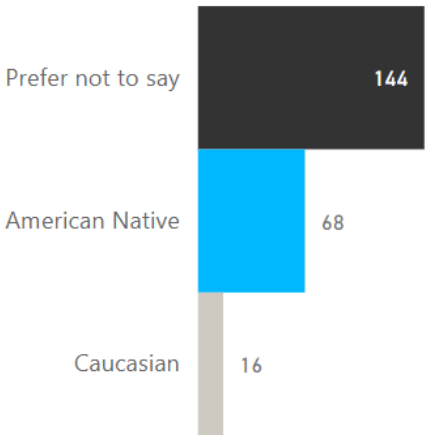


Questions 9-14

● strongly agree ● agree ● disagree ● don't know ● not sure



Count by Race/Ethnicity

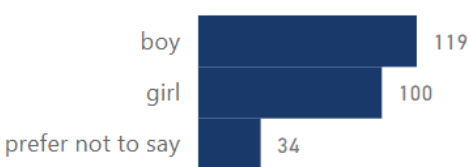


Question	strongly agree	agree	disagree	don't know	not sure
14 - I get along with students who are different than me.	133	94			20
13 - When I am upset, I use skills (e.g., brain breaks, mindfulness, stretching, deep breathing, etc.) to control my feelings.	79	109	16		41
12 - I know how my feelings affect my behavior.	133	94			23
11 - At my school I feel included and like I belong.	104	109	10	24	
10 - The relationships between teachers and students...	126	106		18	


Count by Grade Level



Count by Gender



SIP is now the TSSP



February 1 – April 2

Review Data – Prepare TSSP / TSSA – Work with Community Council to prepare LAND Trust Plan

March 15 – April 16

Check list review with Assessment team via virtual appointment

April 20

All plans presented to School Board for reading

May 4

Board approval

Teacher Student Success Plan (TSSP – formerly SIP)

Review Data

- Data review to determine critical academic needs
- Principal in consult with Community Council

Principal

- Principal prepares the TSSP
- Input from council

Community Council

- Helps develop LAND Trust Program Plan based on TSSP goals
- Approves Plan
- Helps to monitor implementation of plan

Subject to
District Board
Approval



Home



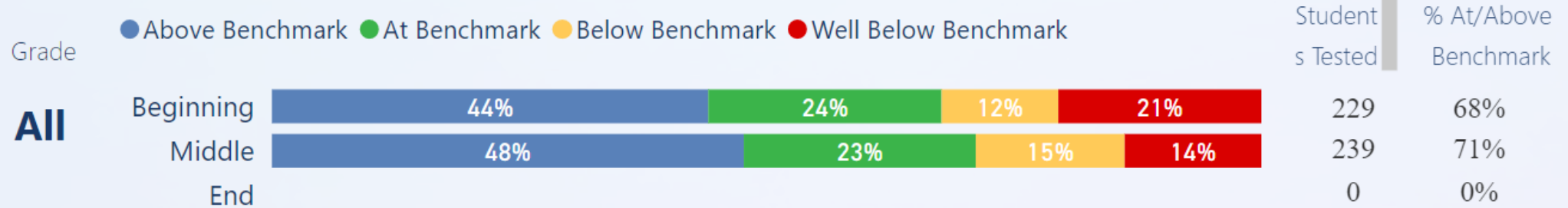
2018

2019

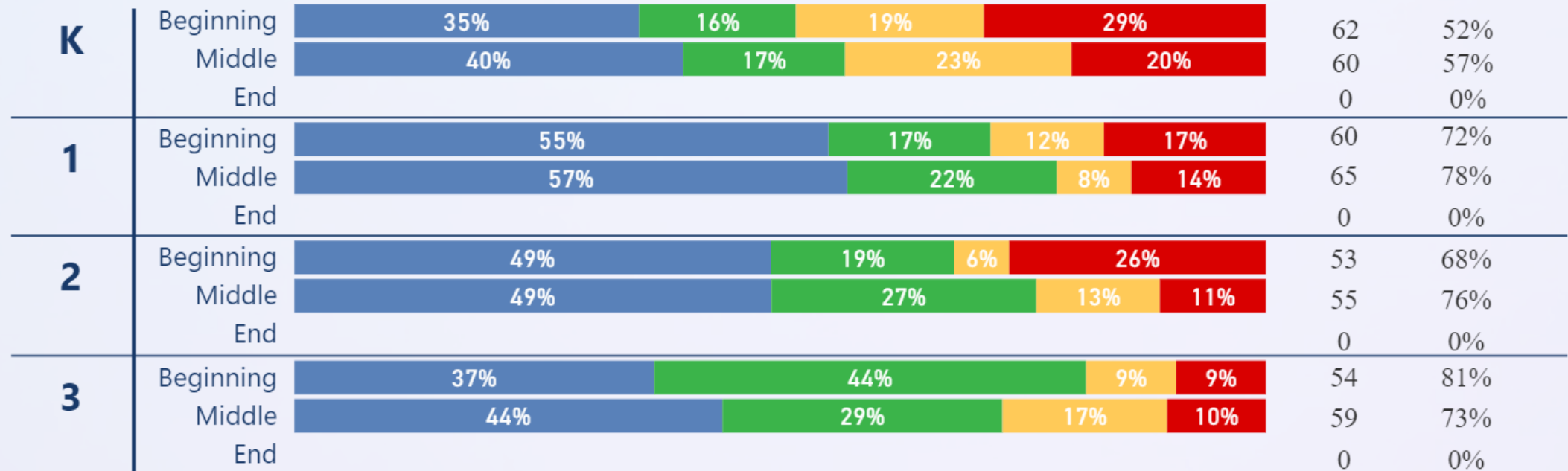
2020

2021

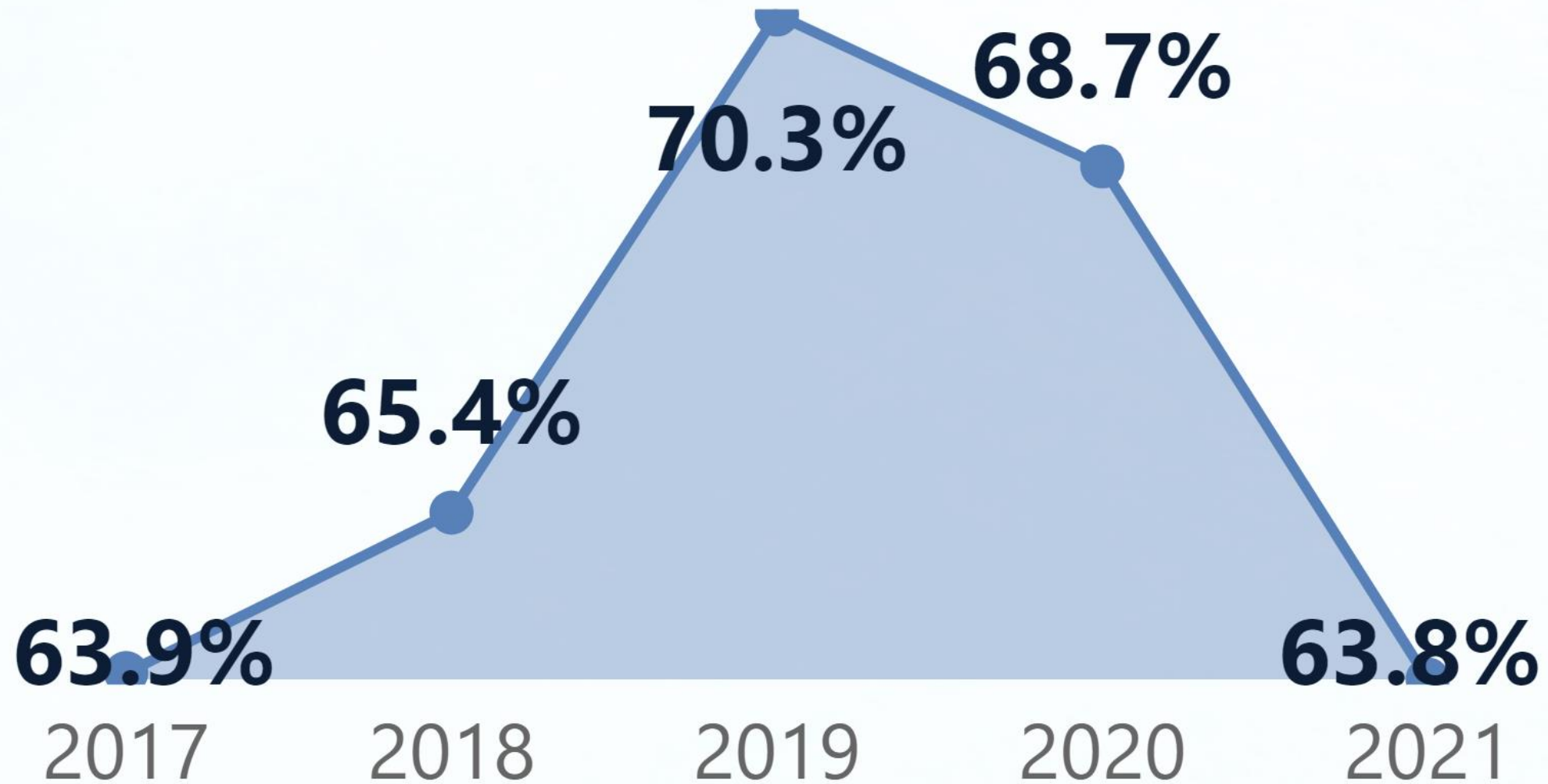
Pct at Benchmark: All Grades - Composite



Pct at Benchmark: by Grade Level - Composite



Pct Typical and Above All Periods



Grade	Total # of Students	Average # of Minutes Played per Student During 03/15/2021 to 03/21/2021	Average # of Puzzles Completed per Student During 03/15/2021 to 03/21/2021	# of Students With Unresolved 'High-Tries' Alerts as of 03/21/2021	Average % Completion as of 03/21/2021
K	60	51	50.8	4	55.0
1st	65	44	49.2	0	44.7
2nd	58	56	52.6	1	39.5
3rd	58	70	70.7	1	41.7
4th	65	53	42.2	1	40.3
5th	79	64	39.3	6	29.9
6th	70	36	25.8	7	23.1

by Indicator Group

Pct 1's Pct 2's Pct 3's Pct 4's

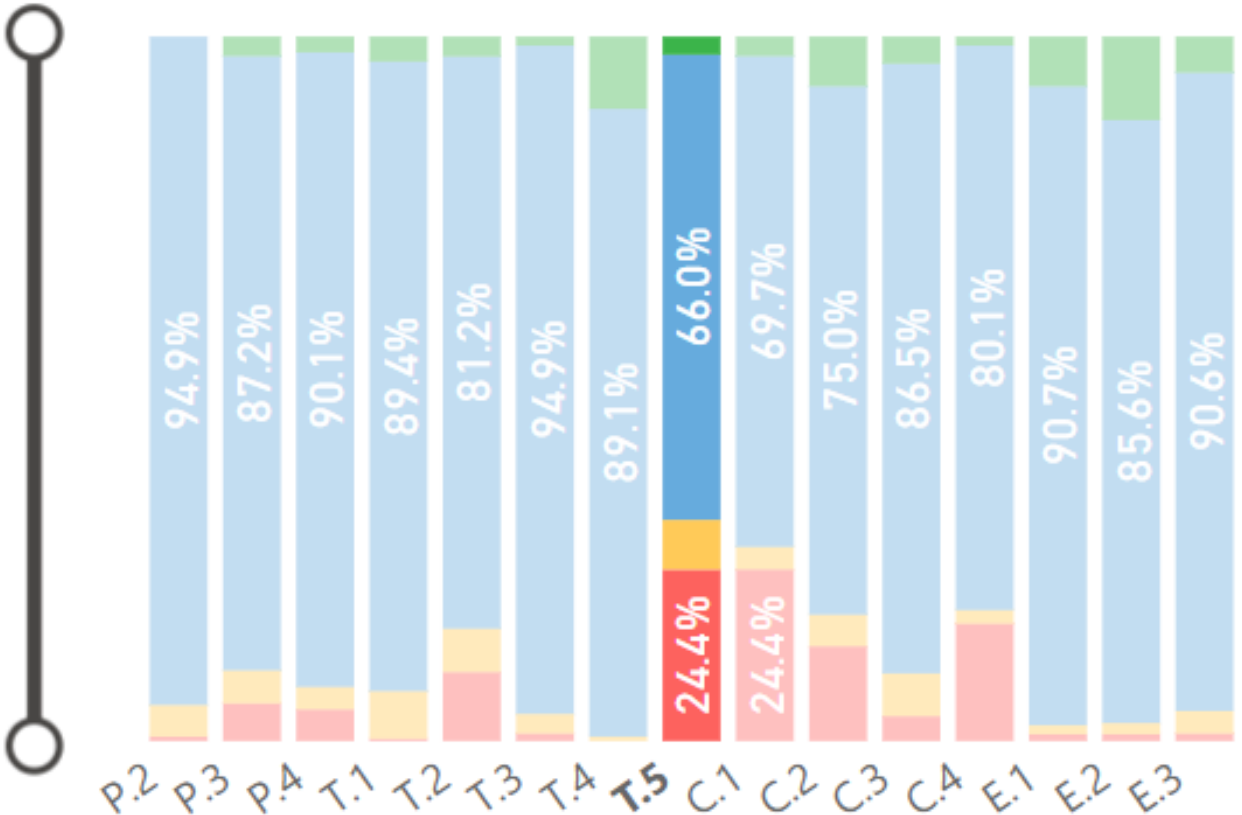


Teach

by Indicator



Pct 1's Pct 2's Pct 3's Pct 4's





2021-22

LAND Trust = \$54473.90

TSSA = \$53461.10

ESSER 2 = \$43339.90 (half
now and half in 2022-23)

GOAL PROPOSALS

- CMI Year 2
- STEM – Engineering – Math Tutors
- Acadience – STAR tutoring –
Reading Tutors
- SEL