



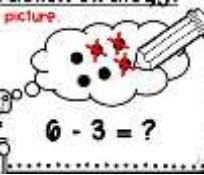
















M	<p style="writing-mode: vertical-rl; transform: rotate(180deg);">Morning physical activity - http://lumpstartjonny.co.uk/</p>	<p>Phonics – symbol search Learning challenge – to be able to independently recognise and identify sounds and diagraphs learnt in phonics.</p> <p>Have a look at the powerpoint 'WK4 Monday phonics- symbol search' – ask a grown up to say a sound and have a go at finding it on the letter mat. How many words can you think of that begin with this sound? Why not have a go at writing the words down?</p>  <p>Remember:</p> <ul style="list-style-type: none"> • Always hold your pencil correctly when writing. • Always try your best to form your letters correctly. • To say the sounds when writing the words. 	Break	<p>English – Learning challenge – to think about what has happened to Little Fish!</p> <p>Over the last few weeks we have been getting to know all about Little Fish. Last week we let Little Fish go back into the ocean and she was so excited!</p> <p>However, we have just had some terrible news! Look at the Photo on the PowerPoint provided – what has happened to Little Fish? T5, WK4 – Oh No Little Fish.</p> <p>Have a short discussion with your grown up – what do you think has happened to Little Fish? Can you write down your sentence to describe what you think has happened?</p> <p>Remember:</p> <ul style="list-style-type: none"> • Think about what you want to write first. • Think about one word at a time when you are writing. • What sounds can you hear in that word? Write them down. • If you need common words, do you remember how to spell them? 	Break	<p>Maths – Subtraction Learning challenge – using practical resources to solve a range of subtraction number sentences.</p> <p>This week we will be focusing on subtraction. When we subtract, it is the opposite of adding as we start with a whole number and then we 'take away / subtract'. There were 5 fish playing in the sea, when all of a sudden E 3 decided to go home and went away! How many are left? Start by counting out 5, then take away 3 to see how many you have left.</p> <p>Repeat with the following number sentences: $6 - 4 =$ $9 - 2 =$ $11 - 3 =$ $15 - 2 =$</p>  <p>Remember:</p> <ul style="list-style-type: none"> • To count the correct number of objects to start with. • When taking away make sure you count the correct amount to move and put them in a separate place. • Count how many you have left. 	Break	<p>Reading</p> <p>Reading via Bug Club or your allocated reading book(s).</p>  <p>Click here for Bug Club Login</p>	Lunch break	<p>Computing – purple mash Learning challenges – to be able to think about and discuss what materials objects are made from.</p> <p>Log into purple mash and select the 'Which materials?' Quiz from the 2do section. Ask a grown up to read the questions to you and select the correct material the objects are made from. Can you think of other objects that might be made from this material?</p>  <p>Remember:</p> <ul style="list-style-type: none"> • To always tell a grown up what you are doing when using the computer. 	<p>PE – Learning challenge – Ball skills!</p> <p>Move a ball from one hand to the other. Start slowly and then see how quickly you can do it.</p> <p>Roll a ball along the floor to make an imaginary shape, e.g. circle, triangle.</p> <p>Take turns with a partner to roll a ball in the shape of a letter or number and see if your partner can guess what it is.</p> <p>Story Time Please share one of your favourite books with an adult, or visit https://www.bbc.co.uk/iplayer/episodes/b00jdlm2/cbeebies-bedtime-stories and choose a story you have not heard before.</p>
---	--	--	-------	---	-------	---	-------	---	-------------	---	--

T	<p style="text-align: center;">Morning physical activity - http://lumpstartionny.co.uk/</p>	<p>Phonics – word building Learning challenge – to be able to identify which sounds you need to independently build and write the word.</p> <p>Use letter cards you have available in your house or use sounds written on square pieces of paper or post-it notes to build and write the words.</p> <p>Words to build: step, flop, spot, slug, plum</p> <p>Remember:</p> <ul style="list-style-type: none"> To hold your pencil correctly when writing. To form your letters correctly. To say the word slowly to hear all the sounds in the word. 	<p>English – Learning challenge – to think about what might be happening in the ocean!</p> <p>Yesterday we found out that poor Little Fish had been trapped by something plastic in the ocean! How do you think the plastic got in there?</p> <p>Some people think it is ok to throw their rubbish in the sea or to leave their rubbish on the floor. Do you think this is ok? Why or why not?</p> <p>Can you make a poster to put up to tell people not to leave their rubbish on the floor at the beach or to put their rubbish in the water?</p> <p style="text-align: center;">Break</p> <p>Remember that a poster needs to have written explanations but also some pictures too.</p> <p>Remember:</p> <ul style="list-style-type: none"> Think about what you want to write first. Think about one word at a time when you are writing. What sounds can you hear in that word? Write them down. If you need common words, do you remember how to spell them? Once you have finished, add in some pictures to show what is happening. 	<p>Maths – Subtraction Learning challenge – using your subtraction skills can you represent your number sentence using pictures?</p> <p>Now you have had a go at using practical resources to show subtraction, today we are going to work on using pictures to show subtraction. Little fish has been looking around the sea and noticed lots of things happening. This morning there was 6 fish playing. When she went back this afternoon 4 of them had gone. Oh no! How many are left? Using pictures draw 6 circles to represent the boxes. Then cross out 4 (as that it how many went missing). Find out how many you have left.</p> <p style="text-align: center;">Break</p> <p>Challenge – can you write the number sentence to match 6-4=2?</p> <p>Have a go with the following: 9 – 5 = 10 – 3 = 8 – 7 = 6 – 6 =</p>  <p>Remember:</p> <ul style="list-style-type: none"> To count the correct number of objects to start with. When taking away make sure you count the correct amount to move and put them in a separate place. Count how many you have left. 	<p>Reading</p> <p>Reading via Bug Club or your allocated reading book(s).</p>  <p style="text-align: center;">Click here for Bug Club Login</p> <p style="text-align: center;">Break</p>	<p style="text-align: center;">Lunch break</p> <p>Understanding of the world Learning challenges – to be able to discuss the properties of plastic and what objects around the house are made from plastic.</p> <p>Have a look around your house and garden, make a list of all the things that are made from plastic. Discuss with your grown-ups the properties of plastic and why sometimes it's important that things are made from plastic (e.g. a slide can be made from plastic as it is waterproof). Discuss what items can be recycled and how this can help our planet.</p> 	<p>PE – Learning challenge – Ball skills!</p> <p>Roll a ball around lots of different objects, e.g. a hoop, in and out of cones, keeping at least 1 hand in contact with the ball at all times.</p> <p>Move a ball around with your hands in lots of different ways, adding funny noises as you play.</p> <p>Story Time Please share one of your favourite books with an adult, or visit https://www.bbc.co.uk/iplayer/episodes/b00jdlm2/cbeebies-bedtime-stories and choose a story you have not heard before.</p>
---	--	---	--	---	--	---	---

<p>W</p>	<p style="text-align: center;">Morning physical activity - http://jumpstartjonny.co.uk/</p>	<p>Phonics – reading and writing</p> <p>Learning challenge – be able to read and write a word independently.</p> <p>Ask a grown up to write a word without you looking. When the grown up turns the word around, have a go at reading the word aloud. Ask the grown-up to hide the word again and now have a go at writing the word independently without looking at the word that your grown up wrote.</p> <p><u>Words to read and write:</u> crab, swim, trap, skip, flag</p> <p>Remember:</p> <ul style="list-style-type: none"> To say each sound in the word when reading and writing. To always hold your pencil correctly. To always try your best to form your letters correctly. To always read your word at the end to check you have included all the sounds. 	<p>English – Somebody Swallowed Stanley</p> <p>Learning challenge – to begin to think about plastic pollution in the ocean.</p>  <p>Today we have been given a book from Lucy the Lifeguard (who works at the beach). She is getting ever so worried about all of the rubbish that people are leaving, she needs our help!</p> <p>Have a look at the front cover on the PowerPoint – T5, Wk4 – Stanley and think about what this story might be about. Who is Stanley? What do you think he is? Have a go at writing down some of your ideas on paper. Maybe you could challenge yourself further and think about some questions you want to find out about Stanley?</p> <p>Remember:</p> <ul style="list-style-type: none"> Think about what you want to write first. Think about one word at a time when you are writing. What sounds can you hear in that word? Write them down. If you need common words, do you remember how to spell them? 	<p>Maths – Subtraction</p> <p>Learning challenge – Using all of what you know, can you have a go at solving these different number sentences?</p> <p>Now today, you are going to show off your amazing mathematical skills and show all of the things you have learnt about subtraction. Using the number sentences below, can you have a go at finding the answers showing it in three ways?</p> <p>Can you show it using objects, using pictures and writing the number sentence?</p> <p>10 – 5 = 7 – 2 = 9 – 8 = 11 – 2 =</p>   <p>Remember:</p> <ul style="list-style-type: none"> To count the correct number of objects to start with. When taking away make sure you count the correct amount to move and put them in a separate place. Count how many you have left. 	<p>Reading</p> <p>Reading via Bug Club or your allocated reading book(s).</p>  <p>Bug Club</p> <p>Click here for Bug Club Login</p>	<p>Understanding of the world</p> <p>Learning challenge: to be able to sort the items into its material groups.</p> <p>Have a look at the resource 'WK4 Wednesday Understanding of the world'. If you are able to print out the worksheet and sort the items into the correct material groups. Discuss with your grown-up the properties of the materials and how you know what materials the items are made from.</p>  <p>Remember:</p> <ul style="list-style-type: none"> To use the scissors safely. To explain your answers to your grown up. 	<p>PE – Learning challenge – Ball skills!</p> <p>Can you sit and roll a ball all the way around your body, keeping good control of the ball and keeping contact with the ball.</p> <p>Can you do it with two hands? Can you do it with one hand?</p> <p>Story Time</p> <p>Please share one of your favourite books with an adult, or visit https://www.bbc.co.uk/iplayer/episodes/b00jdlm2/cbeebies-bedtime-stories and choose a story you have not heard before.</p>
----------	---	---	--	--	--	---	--

TH	<p style="text-align: center;">Morning physical activity - http://jumpstartjonny.co.uk/</p>	<p>Phonics – dictation</p> <p>Learning challenge – to be able to independently write the words and sentences.</p> <p>Have a look at the powerpoint 'WK4 Thursday Phonics- dictation'. Click on the audio button to hear the word or the sentence and have a go at independently writing the sentence.</p> <p>Remember:</p> <ul style="list-style-type: none"> • To hold your pencil correctly and form your letters correctly. • To listen carefully to hear all the sounds. • Remember to say the words slowly to hear all the sounds. • Read back your writing to check you have included all the sounds. 	<p style="text-align: center;">Break</p> <p>English – Under the Sea</p> <p>Learning challenge – to begin to think about plastic pollution in the ocean.</p> <p>If you are able to, watch the video of the first part of the story. T5, WK4, Stanley Read.</p> <p>Oh no! Somebody has now swallowed Stanley! How do you think he might feel now that someone has tried to eat him because they think he is food? Who do you think has tried to eat him? What could it be?</p> <p>Have a go at making a prediction and drawing what you think might have swallowed Stanley.</p>  <p>Remember:</p> <ul style="list-style-type: none"> • To think about what you want to draw first – thinking about the clues from the book. • Once you have drawn it, have a go at writing a label of what you think it is. • You could write "I think it was a _____" 	<p style="text-align: center;">Break</p> <p>Maths – Subtraction game</p> <p>Learning challenge – using your knowledge on subtraction, can you solve the puzzles in the game?</p> <p>Have a go at the game on the link below. You can use practical resources alongside this to support you when finding the answer. https://www.topmarks.co.uk/subtraction/subtraction-to-10</p>  <p>Remember:</p> <ul style="list-style-type: none"> • Count the total first • Subtract the correct amount • Find out how many you have left. 	<p style="text-align: center;">Break</p> <p>Reading</p> <p>Reading via Bug Club or your allocated reading book(s).</p>  <p>Click here for Bug Club Login</p>	<p style="text-align: center;">Lunch break</p> <p>Understanding of the World / Spoken Language</p> <p>Learning challenge – to articulate your ideas and opinions and add explanation to your thoughts and ideas.</p> <p>Question of the day – What do you think you could do to ensure that people put their rubbish in the bin?</p> 	<p>PE – Learning challenge – Ball skills!</p> <p>Can you sit and roll a ball down to your toes and then all the way back up your stomach and around your neck?</p> <p>Can you do it standing up? Start by rolling your ball down to your toes and then all the way back up.</p> <p>Story Time</p> <p>Please share one of your favourite books with an adult, or visit https://www.bbc.co.uk/iplayer/episodes/b00jdlm2/cbeebies-bedtime-stories and choose a story you have not heard before.</p>
----	---	--	---	---	--	---	---

F	<p>Morning physical activity - http://jumppstartjonny.co.uk/</p> <p>Phonics – common words Learning challenge – independently read the common words by sight.</p> <p>Have a go at playing a matching game. If you are able to print out the common words available 'WK4 Friday phonics- common word snap'. Alternatively, you can write the common words down on pieces of paper/post-it notes. Turn the common words upside down and lay them out in front of you. Now have a go at taking it in turns to find a matching pair. Remember to read the words when you turn them over.</p> <p>Remember:</p> <ul style="list-style-type: none"> Common words can only be read by sight. 	<p>English – Under the Sea Learning challenge – to begin to think about plastic pollution in the ocean.</p> <p>So Stanley has been swallowed by a big sea creature, but what do you think it going to happen next?</p> <p>Have a go at writing the next part of the story.</p> <p>Think about what has happened already and then think about what could happen next...</p> <p>Remember:</p> <ul style="list-style-type: none"> Think about what you want to write first. Think about one word at a time when you are writing. What sounds can you hear in that word? Write them down. If you need common words, do you remember how to spell them? You can add pictures to help tell the next part of the story. 	<p>Maths – Subtraction Learning challenge – to work out the answers to number sentences using a chosen method</p> <p>You have been so amazing at learning about subtraction this week and today you are going to show off you brilliant skills again.</p> <p>Have a look at the powerpoint called Wk4 Friday Subtraction powerpoint.</p> <p>Have a go at working out the answers to the number sentences given before you have a look at the answer. You can choose how you would like to work this out. You can use objects, drawings or might have thought or another way that can help you.</p>  <p>Remember:</p> <ul style="list-style-type: none"> To count the correct number of objects to start with. When taking away make sure you count the correct amount to move and put them in a separate place. Count how many you have left. 	<p>Reading</p> <p>Reading via Bug Club or your allocated reading book(s).</p>  <p>Bug Club</p> <p>Click here for Bug Club Login</p>	<p>Feel Good Friday and Time to Shine!</p> <p>Spend some time together talking about all of the activities you have done during the week. What did you enjoy the most? What area do you want to get better at next week?</p> <p>TIME TO SHINE – Please share your creations and activities via purple mash.</p>  <p>Please remember that you can follow us at : https://twitter.com/PHInfants You can also follow our Reception Twitter page @PHIARception</p> <p>Once you have done this, think of your own Feel Good Friday activity. This could be:</p> <ul style="list-style-type: none"> Something creative Going on a walk Having a treat (snack) Watching a film / favourite show <p>If you want to then join us for a story at 2.40, we look forward to seeing you there 😊.</p>
---	--	---	--	--	--