

Off - Flower : Ideas and Evaluations

First, some ideas that comes to my mind: nature, architecture, people, food, etc.

Limitation: it has to be around our school.

However, I wanted to focus on the nature, because there are a lot of nature and we often see it.



In this picture, I can focus on the three leaves: shape, and color. From the diagonal, the upper part is covered with tree leaves and the bottom is showing the sky and some leaves, so it is good to show the middle figures and background.



This picture focused on the middle plant but also focused on the side plant. It is good because if focused one in the middle and all the others are blurred.



The photo taken was in the fall. I was surprised that this weak flower blooms in this season. This soft and weak flower seems to have a meaning of 'if you want to do, you can do it'. This flower was the most meaningful.




This plant has the most strange shape. It seems to have a lot of ways. It looks like a star, but at the same time like a starfish, but it does not seem to be matching with my theme.



Starfish

The two flowers attract our attention with the color contrast. Also, the shape is more noticeable because it's big and the shape is simple. Therefore, I chose this flower to draw.



Egg

Inspiration of Off - Flower (my work) by Georgia O'Keeffe's work

Georgia O'keeffe born in 15 November, 1887 and died in 6 March,1986. She is an American.

←Jimson weed/ Georgia O'keeffe/1936/oil on linen 180 cm × 212 cm



←White Camellia /Georgia O'keeffe/1938 pastel on board/ 55 x 77 cm



The cold color, especially blue, gives soothing effects, and also it means a symbol of art and nobility. She drew this because cosmetics magnate Elizabeth Arden requested the painting for the gymnasium moderne of her 5th Avenue salon in New York City, thus I think by using this color she wants to give a soothing effect or encourage the people.

↑Canna red and orange/Georgia O'keeffe/1926/ oil on canvas/51x 41cm



She uses a curved line and a flowing line. She uses more organic shapes. Her lines are very light

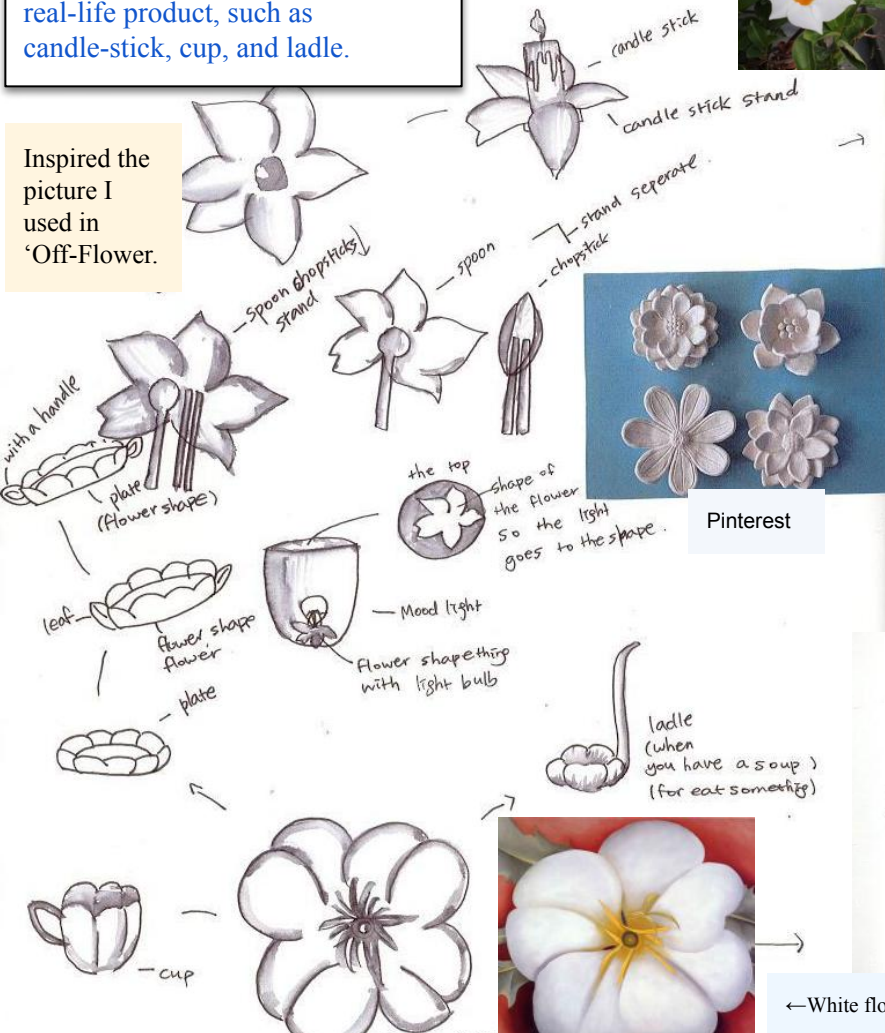


I also used the organic shape to show the flowing of the flower leaves and light lines to show the figures.

Single G. Lily : Designing ideas

Developing the idea to more as a real-life product, such as candle-stick, cup, and ladle.

Inspired the picture I used in 'Off-Flower.



Using the mirror and flowers to show that the person is reflecting

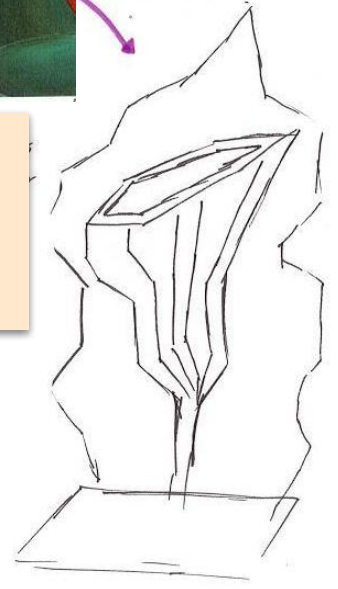
The edge make with the ceramic (flowers and leaves) and stick with the mirror




Inspire by Georgia O'Keeffe's work. Describing a similar design but using a more angled shape.



Using the flowers to make the paper towel case. Make a hole in the middle of the flower and inside there is a roll of paper towel.



Pinterest




Flower shape used in the bottom of the candle

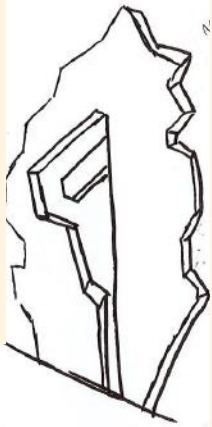
The Flower in the front and the leaf at the back. The leaf is 90 degree from the bottom.

← White flower on red earth/Georgia O'Keeffe/ 1943/69x80cm/ oil painting on canvas

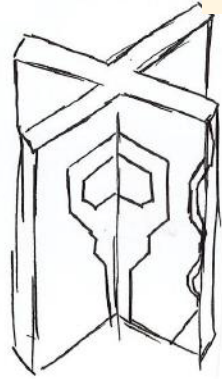
Single G. Lily : Developing ideas, process



As same as the before screen design, the flower angled shape in the front and the leaf at the back.



The left one is also a cross shape, however, the flower shape and the leaf shapes are. On one side it looks like a flower and another side it looks like a leaf and on the other side, it looks like a flower and leaf together.



I want to look more to show creativity can look like flower and leaves.




Final design modeling Pro. same thing with different perspective

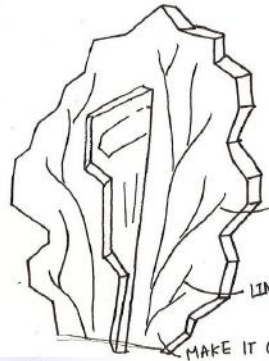


Final design model based on star design

The right one shows the intricacy of the shape. The cross shape and middle key shape look like the flower in the middle.



So before it was more roundy → it became more angled



The final plan is to add the manganate oxide and copper to the ceramic piece. The manganate oxide at the edges and put copper for the rest of it. I expected to come out darker and filled the whole part, but it was not filled the whole.

← Mondrian tree
Mondrian see the tree and draw the tree each drawing shows that he was simplifying the tree so when it goes to the end the tree became a square and has angled and more sharper


using the way of "MONDRIAN TREE"
make it simple → make it more sharp → make it simple as figure




On this screen, I am developing my piece for the *Single G. Lily*. Deciding which design to take and what changes I made and the colors that I am going to present.

Bloom with your might: ideas, color scheme, and composition


In this screen, I am exploring different possibilities for the painting and composition. Also colors that I use, the meaning of this painting, and the material used



It is like the triangle shape but then the right side, the two of the plant in focus. The first left side is out focused.



Decided to paint this, because it attracts more than the left one and it really gives good feelings.



Both have similarity of composition which is triangle



Emil Nolde's painting

The main flower is in the middle, so we can see that it is really focused. This shows both flower and blooming the flower even though the background is a little blurry. The light green gives us the meaning of the new, hope, and positive feelings.

Use feather to paint the flower furs.



Give the color difference to emphasize the flower in my painting, so it is easier to see the flower shape and can focus on the flower more. I used the light line to show the organic shapes.

Using different purple chroma to color the background .



Using different green chroma to show more realistic for the flower buds and stem




This skin color is mainly used in the middle of the flower.

Standard of Beauty: Brainstorming Ideas

This screen introduces the new project which is related to the beauty using the nature. In this screen I brainstorm the idea of shocking from the reality in various ways. I decide to compare two countries standard of beauty




Taeri Kang, Korean
Korean like a person who has really white faces like snow and big eyes, one eyelid for each eye, and a small face.



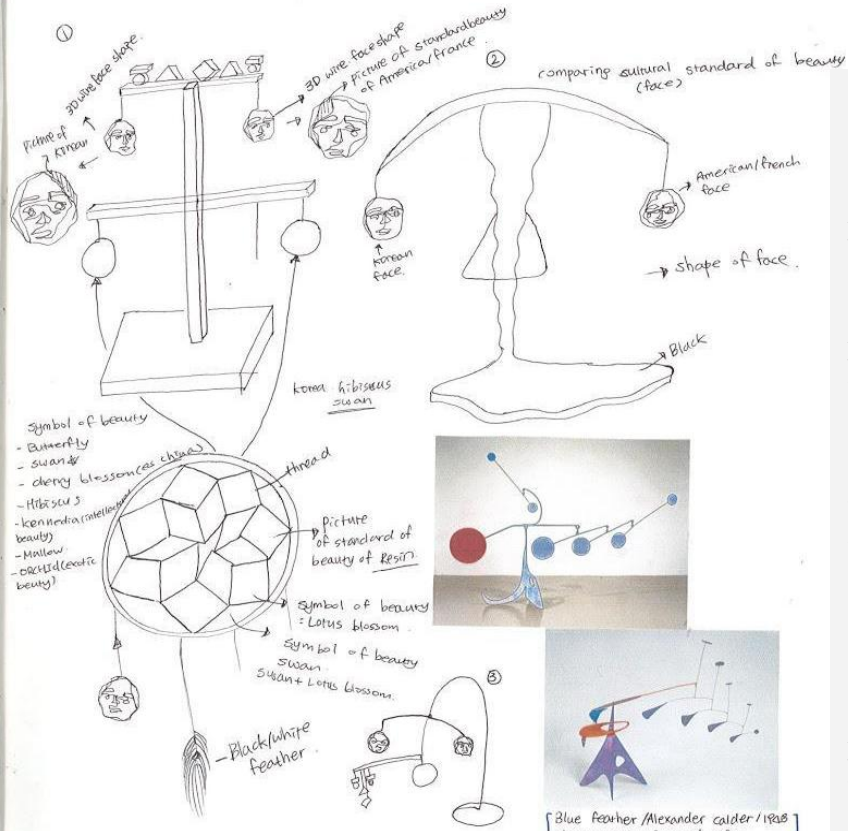
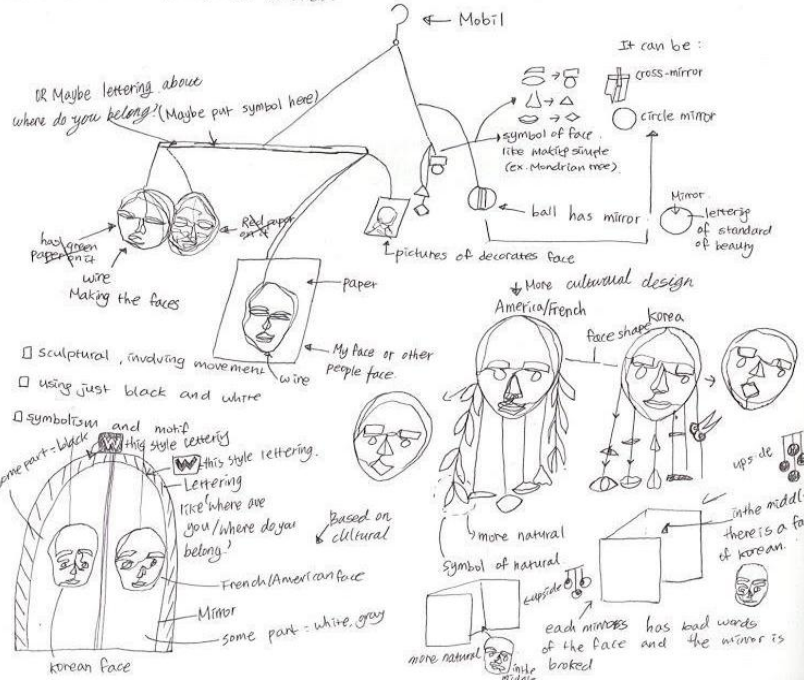
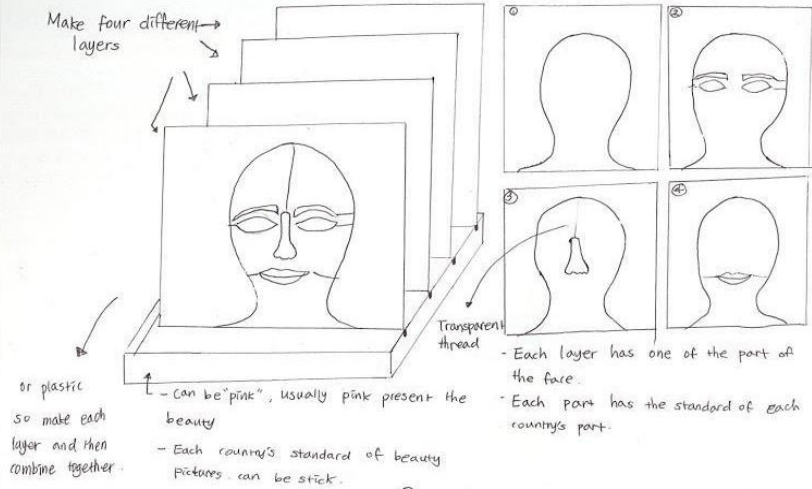
Alice Isaaz, French
French people think that natural makeup shows the most beauty and youth.



Africans prefer the person who has to scar on their face.



Gather the standard of beauty through the Instagram question box. Australian people like tanned skin people and Japanese said big eyes and white skin, it is similar to the Korean standard of beauty. Americans like full lips, extremely thin bodies, and ample behinds.



Alexander Stirling Calder

He is the pioneer of kinetic art, an American sculptor. "I wanted to make Mondrian work move," he said. The specific expression was "mobile". His mobile freed the sculptural work more, he said. The specific expression was "mobile". His mobile freed the sculptural work more, he said. The specific expression was "mobile". His mobile freed the sculptural work more, he said.

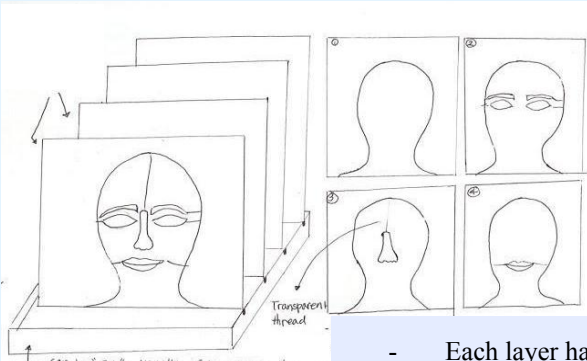
1898 - 22th July - 1976 11th November, American

After 1935, mobiles moved by air currents rather than motors. It was a piece of iron plate connected to a thin wire that continued to move along the airflow of the principle of mutual balance.

In this screen, I'm planning the ideas of my final piece. There is several ideas in the first page and shows more about the general standard of beauty. For the right page, more and more it goes to developing my final chosen idea and make the piece to compare two countries (Korea & France) that I've lived. The mobile was inspired by Alexander Calder.

Standard of beauty artist investigation and linking to my work

This screen introduces the different four types of possible designs. The second, third, and fourth ideas show more about the general standard of beauty. The first design shows more combination of beauty. The pieces are usually comparing two countries: Korea & France where I've lived. The mobile was inspired by Alexander Calder.



The bottom is colored pink since pink is a color symbol of beauty. Each transparent layer combined together in a row.

- Each layer has one of the part of the face
- Each layer has the standard of each country's part

Material used in this idea is plastic

Letters in the stick about 'where do you belong?'

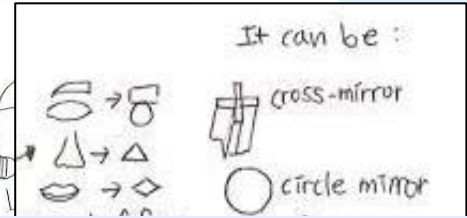
Making the face using wires



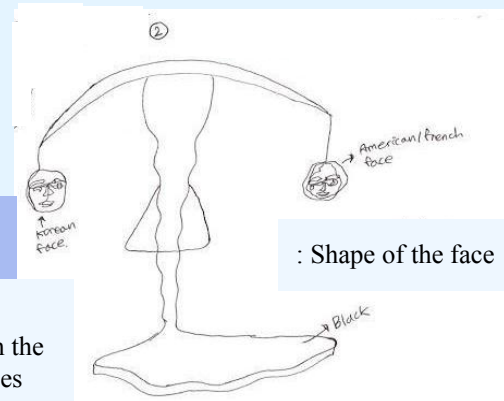
Blue Feather/ Alexander Calder/ 1948/ sheet metal, wire, and paint/ 107x140x46cm

Inspiration

Comparing the two different countries' standard of beauty with the shape of face mobile. The countries are Korea and France or America.



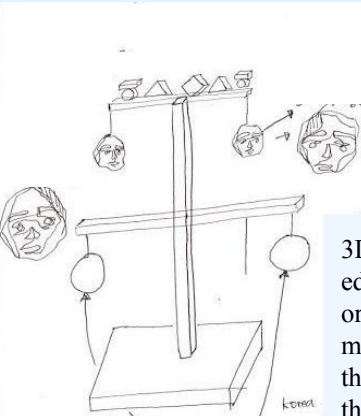
Make the symbol or new shape based on the original eye, nose, or mouth shape. Then combine them together to make a string next to the wires.



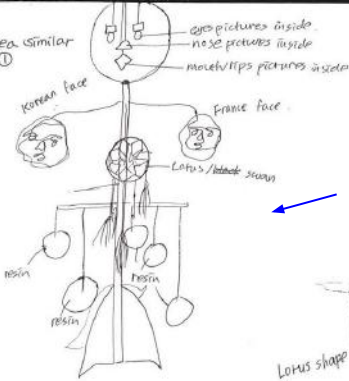

: Shape of the face

In this dreamcatcher, we put the picture related to the standard of beauty by using the resin and the shape of the lotus which symbols beauty.

3D wire face shape at both edges and the symbols of eye or nose at the top of the stand mobile. The two circles under the face shape is the place for the dreamcatcher



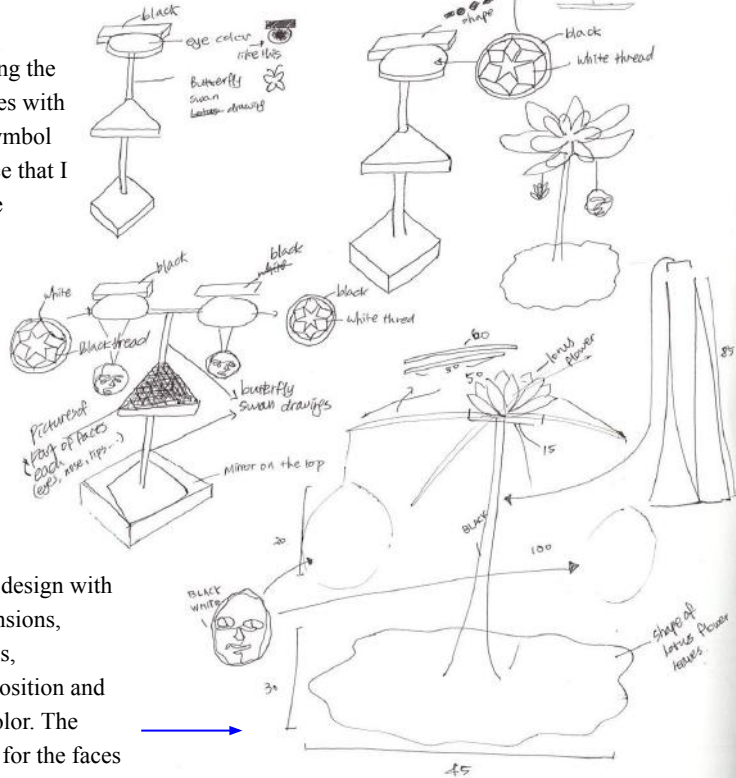
① idea developments
 - more idea similar
 as idea ①



Whole shape looks like a person. Has a face shape, arm and legs. The bottom shape is inspired by Calder.

Standing mobile nut also is a hanging mobile.

Making the shelves with the symbol of face that I create



Final design with dimensions, shapes, composition and the color. The place for the faces



This is the example (idea) of the face. The face of wire has to be one line so I brought some example of women and see how artist (use) the line to show the faces.




Emma Watson



← french standard of beauty face



← Korean standard of beauty face



Taeri Kang

This two people who are Emma Watson and Taeri Kang are for the two wire work for comparison of two country's standard of beauty

- Use the light board to sketch the outline of the person's face with one line

In this page, it is about choosing the really final piece and the composition and the final draft of my art piece. To pick the final piece. I drew several similar mobile that I can think about (the possibilities). And there was standing mobile of symbol of faces, using dream catcher, using the symbol of beauty, the lotus flower etc. and after choosing my really final draft of piece I started to draw the faces with one line and using other people using of line examples. Tried to draw the best fit of the pictures. And see the details for the eyes or hairs like that. And explaining why I chose that people as a base of wire sculpture.

Standard of beauty artist investigation and linking to my work

Eun Ho Kim explore the use of the line and some of the portrait of beauty. As my concept is use of the line, his artwork is related to the concept and the name of this artwork is Chunhyang portrait, it's made by coloring on the silk.

Cultural significance

Kim Eun-ho is the last painter of the Joseon Dynasty but is a representative, pro-Japanese painter. By fostering several Korean painting artists, he helped to develop Korean painting. His paintings dealt with a wide range of characters, paintings of flowers and birds, and landscapes, but mainly dealt with the subject matter and used the contrast and perspective of Western painting. It also absorbed privatization through Japanese painting and was greatly influenced by the Yanghwa-style painting method.

Analysis of function and purpose

The main subject of this artwork is Chunhyang, the subject. Chunhyang was also considered a symbol of patriarchy, which stood at the opposite side of a new woman crying for free love and liberation. When he drew this, he asked for the person who Commissioned this to him about the 'Chunhyang', and he said the image of Chunhyang is a clean and pure virgin, an unmarried woman, a prostitute, and a standing beauty.



Chunhyang/ Eunho Kim/
coloring on silk/ 133 x 53 cm

Analysis of formal qualities

A lot of Korean artwork has green and red as their clothes, the reason why is the women who have a high position or their parents, they show that as the color and length of the top. Also, they are using warm colors like green, red, yellow, etc, and the person is in the middle of the whole painting.



My work



Linking to my work

The 'standard of beauty' compares the two countries: Korea and France, the standard of beauty. As Eun-Ho used very delicate lines, I used delicate and one intricacy line to capture the difference.

Standard of beauty/ My work/
wood and wire /30x45x100cm



↑
Sample of dream catcher



The second step, actually the first step of start making my final design was starting with the lotus flower. It was the second hardest part of the making sessions. I have to make several layers for the flower. As you can see in the upper picture it is at least four layers, so I had to make one by one and stick them together. Also, the size has to have a little difference between each layer so it was hard.




The third step for the piece is making the cane of the piece with the wood.

- The bottom shape is lotus leave, symbols beauty.
- The middle cane is inspired by Alexander Calder.





There are a lot of flowers that symbolize the beauty, but in an Asian country, the lotus flower symbolizes the beauty.

I did the experiment with the thread and wire to make the dream catcher to use for my final art piece. When I was planning use this, the design which has a dream catcher. The reason why I didn't use this in my final design was the use of dreamcatcher is for the nightmare and I thought it's not related.



This part was the hardest part. I did the sketch and then did the wire thing on the sketch but the paper was weak, so it just sometimes torn and also if I do one part I have to put tape on it so the shape can stay a long time and after I get the right shape I can do the soldering. But if the part that I have to tape it and push with heavy books is being wrong and doesn't make flat I had to do it again.



Quatre Blancs(1976)
Alexander Calder/ 49.8 x 52.1 x 30.5 cm/ sheet metal, wire, and paint

Black desk, white dot (1960)
Alexander Calder/ 16 x 29,2 x 8,2 cm/ sheet metal, brass, wire, paint


Floral explosion

This screen introduce the new project which is based on the technique called 'Dutch Pouring'. The Floral explosion is showing the feeling when I saw the flowers.



Floral explosion/ My work/
2020/ 20x20cm/ acrylic and
dish soap on canvas

I wanted to do a new technique which is the Dutch pour technique. I didn't have enough materials so I mixed paint with dish soap. And for my background, I want to do the dutch pour in the middle of the background with colors light green, green, white, sky blue, and dark blue.



Dutch pour technique, Dazed



Dutch pour technique, Dazed

The reason for using this technique is to show the flows of the painting, which shows more of the explosion of flowers.

But it is hard to make the bubbles in the painting. So as you can see in my painting there is no bubbles but in the other one there are a lot of bubbles and the color mixed well.



Autumn rhythm(number 30)/ Jackson Pollock/
1950/ Enamel paint on canvas/ 267x526cm

Jackson Pollock, a pioneering representative of abstract expressionist art. Pollock became acquainted with the Theosophical Society with the introduction of painter and illustrator Frederick John de St. Brain Schwankovsky. The Theosophical Society was a group pursuing metaphysical and supernatural mentality. Pollock sympathized with and accepted the concepts of theosophy, which continued to influence his works.

Technique

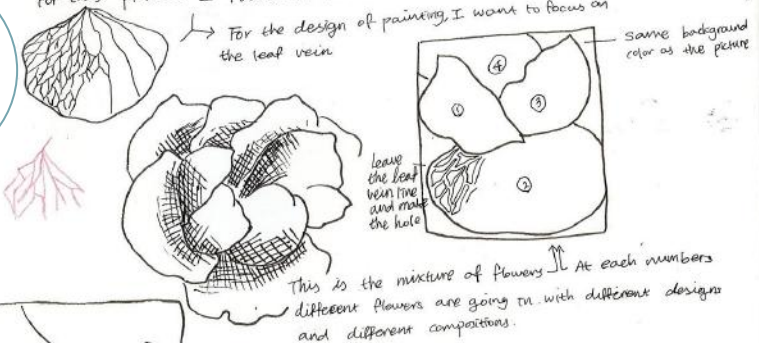
His technique is working on an unprimed canvas placed on the floor of his studio, controlling paint flow when pouring paint from a can, or using sticks, heavy brushes, and other tools to drop paint onto the canvas.

Exploring ideas about nature and natural beauty for my next piece

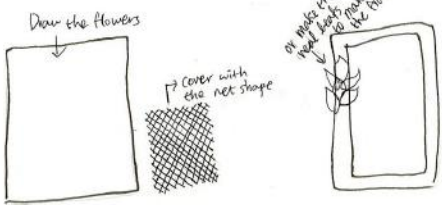
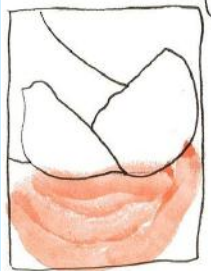


I think this is Camellia flower in full bloom

For this pictures I focus on the rib of the flower.



This is the mixture of flowers. At each numbers different flowers are going in with different designs and different compositions.



Natural means pure and clean which is also can define as nature. I want to show pure and clearness of nature. I also define shining at the dark means natural beauty. I think that shining is true beauty no matter how hidden

In this screen, I chose the theme of nature and natural beauty. Showing lots of pictures more focusing on plants (flower or leaves) also living in darkness. Developing ideas and showing the composition.

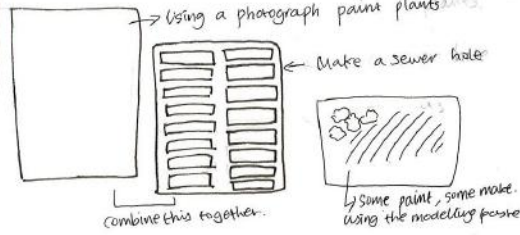
natural beauty



16e Cloaca

This inspired me because even in this hard environment they still grow up well, so I think this is the true beauty of nature.

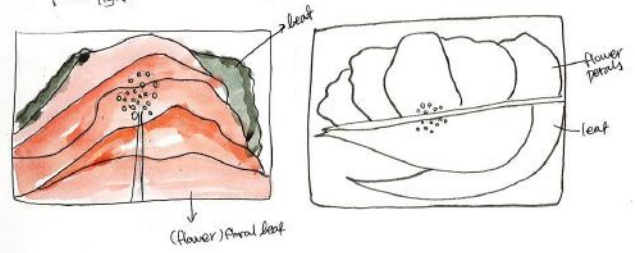
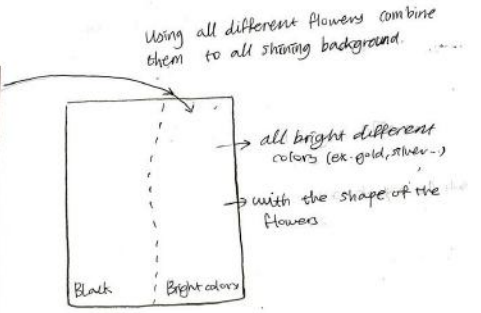
This is the plants that grow under the sewer. ← under the sewer. It is hard to grow because the main reason is the flow of water and the hard environment. ↓ This is the 'natural beauty' - with the vicious environment they still live well.




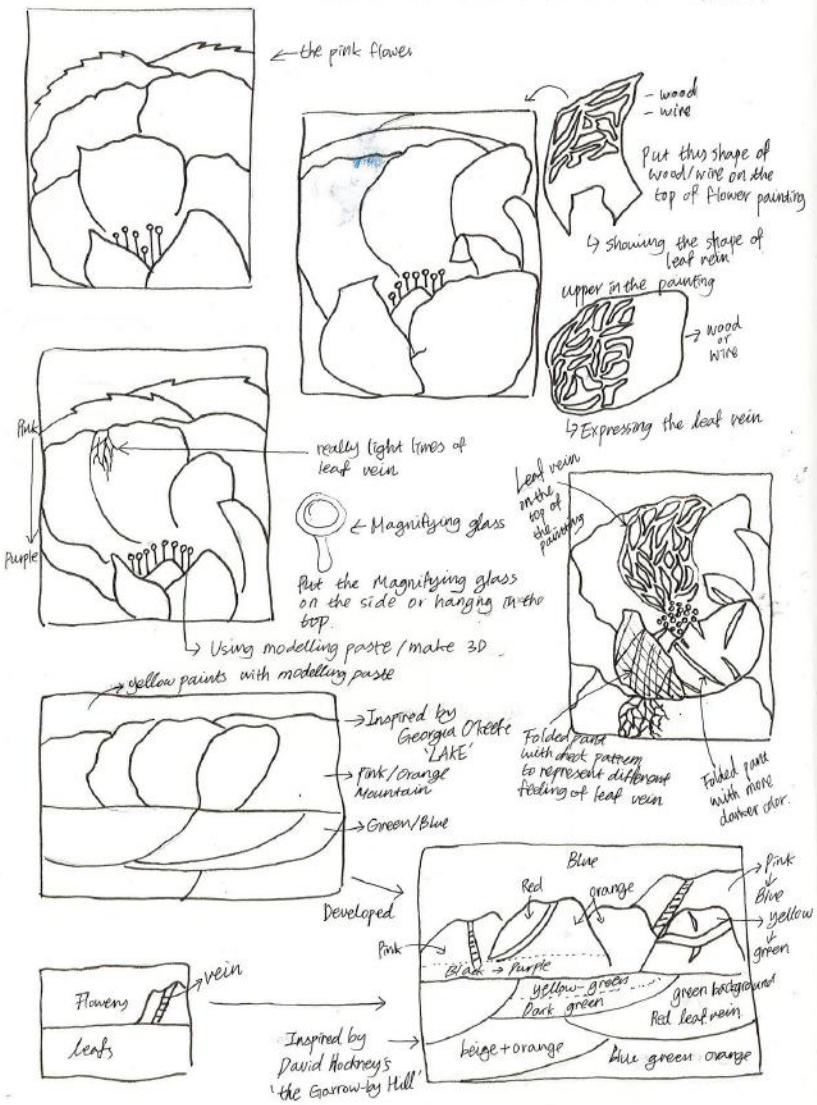
17 photo taken with my phone.



Bunch of different flowers at night with no natural lights around with the phone light.



Ideas of composition of flower for a large scale painting



Georgia O'keeffe Black Mesa Landscape, New Mexico, 1930, oil on canvas mounted on board, 61x89cm



Garrowby Hill, David Hockney, oil on canvas, 152 x 193 cm, 1998



Georgia O'keeffe, Lake, 1921-22, oil on canvas, 147x86cm

- The composition inspired by the 'Lake' by Georgia O'Keeffe.
- The mountain shape inspired by 'Black Mesa Landscape, New Mexico' by Georgia O'Keeffe
- The land inspired by 'The Garrowby Hill' by David Hockney.



As following the David Hockney's style like The Garrowby Hill, I tried to use my memory to fill out the shapes like ground.



Color testings

On this screen, I am showing the possible ideas for the large scale painting. Starting with the flower design and simplified to more like Georgia O'Keeffe's 'Lake'.

Development and refining my painting

I want to use more basic colors and combine them to make more natural colors



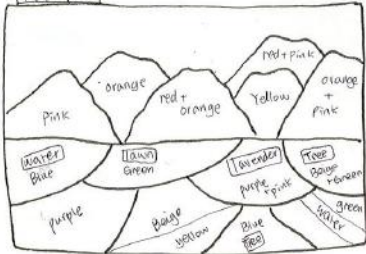
Used more pale color for all. And for mountain by going backward goes more lighter

Image I considered/ How to paint specific subjects



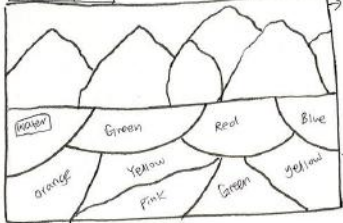
Compositions

First plan




→ 6 Mountains
→ 8 grounds

Second Plan



→ 6 Mountains
→ 9 grounds



→ Having wood frame to make the painting is more likely to be 3 dimensional painting

90° 120°

landscape painting

include:

- animals
 - goose
 - horse
 - cat

- person - who do the fishing near to the lake

↑ Talking about what animals or what to include in painting.

Changes I made

I change to not do the wood frame because the canvas is too big. So I'll think about it later.

I wanted to do the one water, one lavender field, one tree field, one water grass field and one reed field, but I added one similar to the sand filed, one cornfield, one pink flower field and one whole grass field.



In this screen, I explain what colors I aim to use how to make the colors and how does the mountain has to be colored by the perspectives and the water, how I color the water to show it's real. Also talking about what other objects I should include. For example, goose, horse, and cats, the person who is doing fishing. I also talked about how my work will look like at the last, making a wood frame to give a realistic. After, I am showing the changes that I made in this piece, changed not to do the frame for now, and changed the ground part.

Investigation of The Landscape Using Memory in David Hockney's Painting

Introduction:

I decided to investigate David Hockney's painting, *Garrowby Hill*, 1998. It is one of the brightest landscape paintings he has made for landscapes across Yorkshire County, has similarities with my painting. This kind of landscape painting connects to my work because I am drawing landscapes by reviving memories as mirroring what he did for the painting.



Portrait of an Artist(Pool with Two Figures), David Hockney, acrylic on canvas, 213,5 x 305 cm,1972




Garrowby Hill, David Hockney, oil on canvas, 152 x 193 cm, 1998

Context :

David Hockney born in July 9 of 1937 in Bradford. He studied at the Royal College of Arts in London. His exhibition was held through Young Contemporaries, marking the beginning of British Pop-Art. Although Hockney participated in the flow of pop art, his early works revealed more elements of Impressionism, and there were many similarities to the works of British expressionist painter Francis Bacon.

He is very proud of his roots and is very passionate about the artistic qualities of the countryside where he grew up. We can see this in 'Garrowby Hill', he painted his home county, Yorkshire countryside. The style that he used in this painting is high horizon and pretty patchwork of Yorkshire to show the charm of it with bright colors.



A bigger grand canyon, David Hockney, oil on sixty canvas, 207x744cm, 1998

Analysis

Analysis of the work by David Hockney 'Garrooby Hill'

Content:

The main subject of this artwork is the patchwork of the Yorkshire countryside. The road snaking through it demonstrates the perspective of the artist who is in the high position. The artist is trying to represent the beauty of the landscape and its colors. The subject matter was remembered with the small part imagined. I can understand this because this artwork has more artistic elements and the colors are not realistic. The work captures a feeling of nostalgia, happiness and relaxation because the colors are bright and there is nature. In creating this piece the artist wants to recall the landscapes of his home country and this evokes a feeling in me of nostalgia for the landscape of my home country.



Form :

The composition and format have several important elements which create different effects. The artist selected unusual viewpoint which is high, making the viewer think it's fresh. There is a focal point, snake-shaped road, which creates the effect of hilly nature of the landscape. There are sequences of shapes which creates the effect of fields of different crops. This works shows depth by highlighting the fields at the front, making the colors more distinctive and creating the effect of haziness in the distance. The color scheme is shades of green and orange, as well as red and purple which creates a contrasting effects. The images are blurred at the back, creating the effect of summer hase.

Personal opinion:

My first impressions were very artistic in terms of its colors and composition. My favorite aspect of the work is the unusual perspective because it makes me feel like I'm inside the painting, looking that landscape. This makes me fresh and relaxed.

Process:

This artwork was made on canvas with oil paints. This artwork made by painting with thick brush strokes.

Connection and comparisons:

This artwork has similarities with Monet 'Meules'. It also has unusual perspective and it has bright colors as well as David Hockney's. The difference between two is Hockney used more original colors and Monet used more like neon colors.



Mémoire, My work, acrylic on canvas, 156 x 100 cm, 2020


Connection to my artwork :

After researching the artist, I begun to use some aspects of the artists work in my own work. The subject and meanings in my work are similar as Hockney's because I paint with my memory to try to show beauty where impressed me. for example, I used bright color and going to the background, it becomes more hasy.

Seasonal : Ideas & Composition

In this screen, I am composing my ideas to start new artwork. I am planning to make linocut to show the season with it, by using the Japanese style shopping bags and painted-plates.


I mixed various flowers into one design. I originally thought that to mix with other natures like trees, insects, or plants, but I want to keep the floral concept as usual.



↓ The bottom picture was also taken in a department store. It is a plate which has lots of plants, and animals.



↑ The upper picture was taken in a department store. The red flower is 'Peony' which usually use for Korean flower drawing.



← The left side picture is from the Instagram account of Tattoo_Dove. This is one of the flower tattoo that I look for and reinterpret it.



The nature involves the flowers, plants, and trees, and insects. These elements make harmony together.

The flower is the most common resources of my work.

I also use my memory to draw some of the flowers too



Seasonal : Color Testing & Development



Honeysuckle/ William Morris/1873/
Cotton paint for fabric/78.7×91.4cm

This is the second time for the red and the orange color. Some part did not come out well and some part got so much ink on it. I first put yellow ink then red ink.

Morris's paintings had a distinct flavor: thief birds, fruit tree branches, swirling leaves, and a trellis filled with roses. It was in 1862 that he started designing wallpapers. Morris designed vines, flowers, and leaves inspired by his own nature.

Morris created a variety of fabric designs focusing primarily on common garden flowers such as thistle, rose, honeysuckle, columbine, bluebell, iris, larkspur (delphinium) and tulip.

William morris repeated the shape of leaf or flower for several times. I followed the his way of repeating. However, just for the several part.

- He basically used dark colors and delicate for the subjects.
- I make the all flowers and plants delicate with combined in one or two colors.



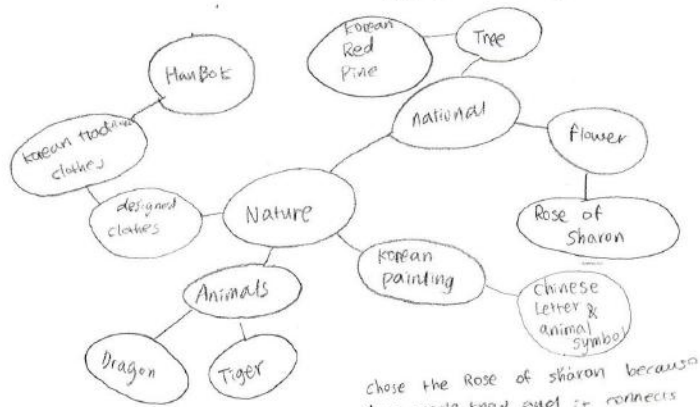
↑↓ The three printing is my experiential work



This is the first time seeing how it works. This is the part of the linocut. Then I decided to cut all the background part.

The right side piece was the first time I did the color experimenting. I want to show the spring which is one of the season. I tried to mix yellow and red ink to show the bright color of flowers

Rose of Sharon at night: Ideas & Designing




Chose the Rose of Sharon because Many people know and it connects to my theme and concept.



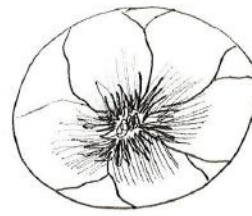
↑ very pink and white are in the picture

→ However, I want to make




Each different place in Korea pictures go inside of the flower.

Possible ideas




close-up painting in round canvas like the painting in small world



Simplify the shape of the flower



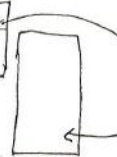
This means "Luck"



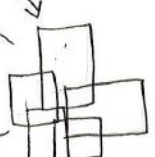
Inside of the letter the painting of animals and Korean painting (ex) Tiger & Mandarin duck



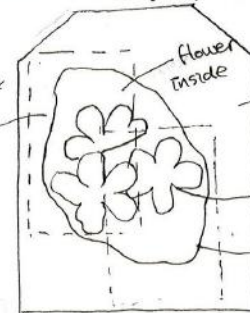
Really thin paper having my portrait on it with Korean mask



With different position or pattern



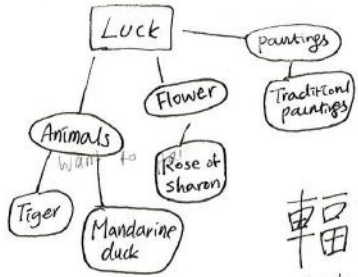
different colors of squares (ex) purple - yellow



Red (pink) - Blue colors to show the color in the Korean flag

In this screen, I am starting the new project by using the Korean traditional flower, Rose of Sharon. In the left side of the screen, I am brainstorming the idea, in the right side, I am designing the possible ideas for the piece.

Brainstorming & Development



The process to create



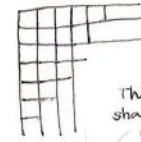
Development of making Korean calligraphy in my style with the letter of 'luck'.



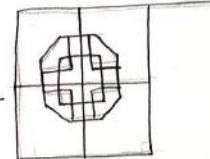
The final letter design goes with other drawings.

The Mandarin duck and tiger are the important for Korean. Mandarin duck usually symbolise the lifelong couple, and tiger is symbol of superiority and an animal that drives away evil spirits.

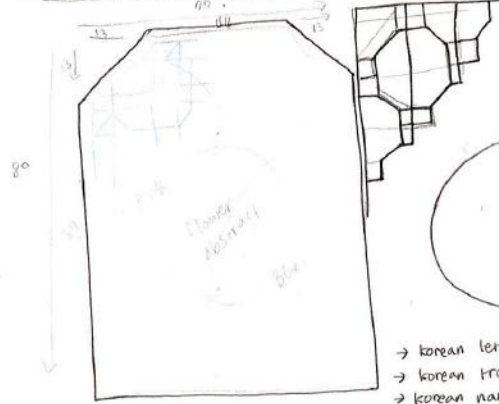
Japanese floral painting from



This is Korean shape of usually used in door.



It doesn't have meaning but it's traditional shape.



→ Korean letter
→ Korean traditional house.
→ Korean national animal & flower & tree

However, I changed the artwork to do. I originally think to do the letter but I didn't have enough materials, so I changed to one of my considering piece.

Developing the traditional Korean door pattern. To use in the end of the painting.

Collage and the paintings based on Korea with the color scheme of blue and red.




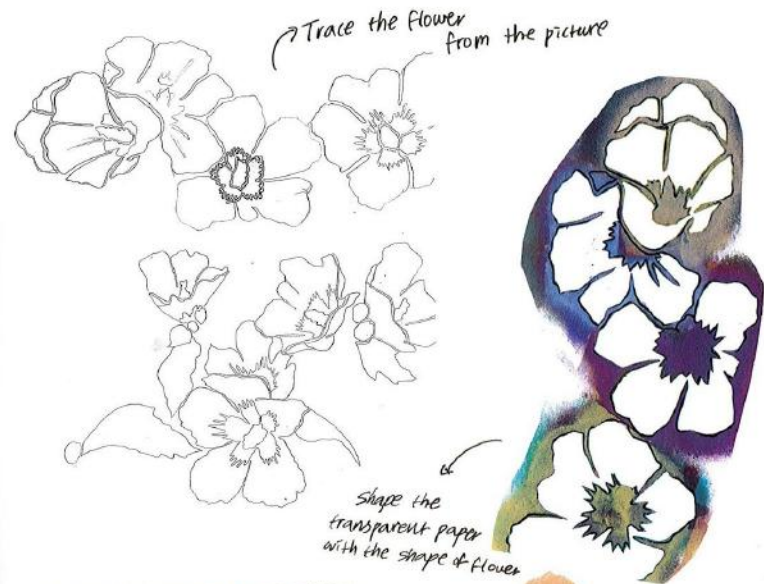
Similar shape of door pattern image from internet



I saw many of the Japanese artist do the prints. The Japanese printing is most famous and has delicate, intricacy of the lines.

Japanese floral printing from internet(Pinterest)


Rose of Sharon: progress and refining



This is the experiment of stencil in white paper to see how well it works.



On this screen, I am showing the progress of the printing. I first drew the Rose of Sharon on the paper. Then cut the transparent paper to do the stencil. I put it on the black wood piece and stencil it. At last, I am deciding which door pattern to put at the edge of the piece.



Having three different door pattern designs to choose the best pattern to my painting.

I chose the second design of the door pattern.

Bibliography

Screen 1

Kennedy, Jennifer. "The Crown-Of-Thorns Starfish Is a Devastating but Beautiful Species." *ThoughtCo*, 2019, www.thoughtco.com/crown-of-thorns-starfish-2291456.

Screen 2

Canna Red and Orange, 1926 by Georgia O'Keeffe, www.georgiakoeeffe.net/canna-red-and-orange.jsp.

"White Camellia." *White Camellia* by Georgia O'Keeffe, www.georgiakoeeffe.org/white-camellia/.

Jimson Weed/White Flower No. 1, 1932 by Georgia O'Keeffe, www.georgiakoeeffe.net/jimson-weed-white-flower.jsp.

Screen 3

O'Keeffe, Georgia. "White Flower On Red Earth 1943 2 Painting By Georgia O'Keeffe." *Reproduction Gallery*,

www.reproduction-gallery.com/oil-painting/1340343290/white-flower-on-red-earth-1943-2-by-georgia-o-keeffe/. "Flower Garden Wall Hanging, Ceramic Wildflower, Blackberry, Camelia, and Daisy Sculptures, Fl...: Fleurs En Céramique, Fleurs En Porcelaine Froide, Poterie Céramique." *Pinterest*, www.pinterest.fr/pin/216946907030687376/.

Georgia O'Keeffe - Single Calla Lily (Red), 1928, arthur.io/art/georgia-o-keeffe/single-calla-lily-red?crtr=1.

Screen 4

Bing, Microsoft,

www.bing.com/images/search?view=detailV2&id=BE2E6DD8AD82715FF9D800599A92A0763EB4DEE0&thid=OIP.FdruFFcDvhZAGXOKAK33xgHaDT&mediaurl=https%3A%2F%2Fpinimg.com%2Foriginals%2Ff6%2Fda%2F58%2Ff6da58b080db9067df9388120d2a1f34.jpg&exp=1694&expw=3794&q=montrian%2Btree&selectedindex=28&ajaxhist=0&vt=0&eim=1.

Screen 6

막스무스 . "각 나라별 여성들의 미의 기준은?" 막스무스, TISTORY, 17 Nov. 2017, maxmus.tistory.com/318.

Screen 8

Artsy. "Alexander Calder: Blue Feather (Ca. 1948)." *Artsy*, www.artsy.net/artwork/alexander-calder-blue-feather.

Screen 10

네이버 공연전시 . "'조선의 모나리자' 극찬 받은 작품? 시대별로 변한 한국 '미인상'에 담긴 건..." "조선의 모나리자" 극찬 받은 작품? 시대별로 변한 한국 '미인상'에 담긴 건... : 네이버 포스트, 2018, m.post.naver.com/viewer/postView.nhn?volumeNo=17085273&memberNo=37451778.

Screen 11

Calder, Alexander. "Quatre Blancs by Alexander Calder." *Quatre Blancs by Alexander Calder on Artnet*, Sotheby's Arcade, 1 Jan. 1976,

www.artnet.com/artists/alexander-calder/quatre-blancs-Q_CI6Oi0rLCn9g79kp1JNQ2.

Calder, Alexander. "Black Desk White Dot Standing Mobile Par Alexander Calder." *Black Desk, White Dot Standing Mobile Par Alexander Calder Sur Artnet*, Ader, 1 Jan. 1960,

www.artnet.fr/artistes/alexander-calder/black-desk-white-dot-standing-mobile-dkk7XxCt5qxpQII9SCMvvA2.

땡이의 Monologue. : 네이버 블로그, 2013, blog.naver.com/hotyoun00/70160759554.

Screen 12

Bing, Microsoft,

www.bing.com/images/search?view=detailV2&ccid=P9elxVHh&id=1C5706E6176A3C586A7F2DB5ADB16690EB3B7F90&thid=OIP.P9elxVHhYyUAVbhSIIxN0AHaFj&mediaurl=https%3A%2F%2Fstatic.wixstatic.com%2Fmedia%2F26c169_e33fe884c44e4018a8ab02dc42b0a769%257Emv2.jpg%2Fv1%2Ffill%2Fw_1440%2Ch_1080%2Cal_c%2F26c169_e33fe884c44e4018a8ab02dc42b0a769%257Emv2.jpg&exp=1080&expw=1440&q=dutch%2Bpour%2Bpainting&simid=608021533265233077&ck=C6059280D44F58E02D092AD1953836D6&selectedIndex=17&ajaxhist=0.

“Autumn Rhythm (Number 30).” *Wikipedia*, Wikimedia Foundation, 16 Dec. 2020, en.wikipedia.org/wiki/Autumn_Rhythm_(Number_30).

Screen 14

“Georgia O’Keeffe: Black Mesa Landscape, New Mexico / Out Back of Marie’s II (1930).” *Artsy*,

www.artsy.net/artwork/georgia-okeeffe-black-mesa-landscape-new-mexico-slash-out-back-of-maries-ii.

Cox, Tessa. ““Garrowby Hill.”” *Art Assignment*, popartwork.weebly.com/garrowby-hill.html.

<https://www.google.com/search?q=Georgia+O%E2%80%99keeffe.+Lake&source=lnms&fbm=isch&biw=1917&bih=849#imgrc=gwLk860-M3T4uM>

screen 15 and 16

Darchuk Olha Vyacheslavovna Darchuk, Olha. “The Castle on the Mountain.” *Artist.com*, 2019, artist.com/olha-darchuk/the-castle-on-mountain/?artid=14186.

Maruokajoe. “Apple Farm - Stock Photo [41635326] - PIXTA.” *@PixtaStock*, www.pixtastock.com/photo/41635326.

“David Hockney.” *Wikipedia*, Wikimedia Foundation, 16 Mar. 2021, en.wikipedia.org/wiki/David_Hockney.

Tate. “David Hockney Born 1937.” *Tate*, 1 Jan. 1967, www.tate.org.uk/art/artists/david-hockney-1293.

Sperling, Matthew, and Name *. “Hockney and Van Gogh in Amsterdam.” *Apollo Magazine*, 7 Mar. 2019, www.apollo-magazine.com/hockney-van-gogh/.

“Cascadia Dreaming 2009: Monochromatic Paintings, Landscape Paintings, Landscape.” *Pinterest*, www.pinterest.fr/pin/509540145311788899/.

Screen 19

“Honeysuckle by William Morris: History, Analysis & Facts.” *Arthive*, arthive.com/williammorris/works/549528~Honeysuckle.

“Tapestries.” *William Morris Tapestries*, www.william-morris.org/tapestry/.

Screen 20

무궁화: 네이버 이미지 검색,

search.naver.com/search.naver?where=image&sm=tab_jum&query=%EB%AC%B4%EA%B6%81%ED%99%94#imgId=image_sas%3Ablog126316016%7C6%7C221985772660_945584050

search.naver.com/search.naver?sm=tab_hly.top&where=image&query=%EB%AC%B4%EA%B6%81%ED%99%94&oquery=%EB%AC%B4%EA%B6%81%ED%99%94&tqi=haa5gdp0JywssC9wflRsssssOh-187897.

Screen 21

“Japanese Flowers Art Prints Floral Art Blooming Sakura: Etsy: Asian Art, Vintage Art Prints, Japanese Woodblock Printing.” *Pinterest*, www.pinterest.es/pin/304907837269233410/.

Screen 22

payment, One-time, et al. “Traditional Korean Door and Window Ornament Vector Image on VectorStock.” *VectorStock*, 2 Feb. 2017,

www.vectorstock.com/royalty-free-vector/traditional-korean-door-and-window-ornament-vector-12864316.