

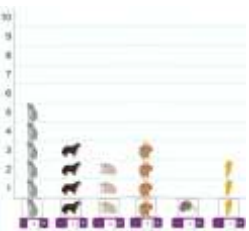








M	Bank Holiday Monday	Bank Holiday Monday	Bank Holiday Monday	Bank Holiday Monday	Bank Holiday Monday	Bank Holiday Monday
T	<p>Phonics</p> <p>Today we are going to be using word building</p> <p>We are going to say the sound and read the word as we identify the sounds we need to build the word. Once completed you will say the sound and write the word.</p> <p>or-born</p> <p>cork</p> <p>fort</p> <p><i>Morning physical activity - http://jumpstarttonny.co.uk/</i></p>	<p>English</p> <p>Learning Objective To describe our likes and dislikes</p> <p>Success Criteria</p> <ul style="list-style-type: none"> • Think, write, read • Include capital letters and full stops • Describe our likes and dislikes • Describe similarities with other books.  <p>T5 W3 Y1 Tuesday 'Pattans Pumpkin'</p> <p>Read the next double page spread ("The pumpkin grew a little every day..." to "Soon it will be as tall as the mountain," said Pattan. "). Can you make links with any other stories you know in which a giant plant grows.</p> <p>Today you are going to describe what the story reminds you of, making connections with other books</p> <p>Handwriting</p> <p>Once completed watch the handwriting video to complete lower case 'x' handwriting.</p> <p>https://central.espresso.co.uk/espresso/primary_uk/subject/module/video_index/item124412/grade1/index.html</p> <p>Discovery EDUCATION</p> <p>The username Espresso username – student29349 Password -Poundhill2016</p>	<p>Maths</p> <p>Learning Objective</p> <p>To be able to double a number and recognise doubles and not doubles.</p> <p>Success Criteria Remember to...</p> <p>Make sure that you are adding the same number twice.</p> <p>The repeated addition calculation should represent the number doubling.</p> <p>Click on the link below:</p> <p>T 5 WK 3 Tuesday Maths</p>	<p>Reading</p> <p>Reading via Bug Club or your allocated reading book(s).</p>  <p>Click here for Bug Club Login</p>	<p>Computing</p> <p>Learning Objective: To understand what a pictogram is.</p> <p>Success Criteria: Sort items into groups and arrange in a pictogram to answer questions.</p> <p>This week you are invited to create a real life pictogram. Choose items from home that you can sort into groups (you could use pens or pencils to sort into colour groups or toys to sort into categories such as teddies, dolls, cars etc or lego bricks to sort into colours). When you have grouped them, arrange them into neat columns. Can you draw this on a pictogram? Which item was the most common? Which was the least common?</p> 	<p>PE</p> <p>Learning challenge: To be able to use a sequence of simple movement patterns to create an individual dance.</p> <p>Success Criteria: I will be able to follow simple movement patterns. I can perform dances using simple movement patterns.</p> <p>Bhangra originated as a folk dance celebrated during the time of the harvest in the Punjab region of India. This week we would like you to learn some Bhangra dance movements by watching the following video:</p> <p>https://www.youtube.com/watch?v=r0J7EeTUoIE</p> <p>Once you've practiced your movements, we would like you to dance to 'Mundian To Bach Ke Punjabi MC':</p> <p>https://www.youtube.com/watch?v=-4AhRFOH-z4</p> <p>Remember to: Follow the movements really carefully, thinking about where the dance teacher places her hands, arms and feet and the direction she moves in.</p> <p>Story Time</p> <p>Please share one of your favourite books with an adult, or visit https://www.bbc.co.uk/iplayer/episodes/b00jdlm2/cbeebies-bedtime-stories and choose a story you have not heard before</p>

W	Morning physical activity - http://jumpstartjonny.co.uk/	<p>Phonics</p> <p>Today we are going to be using sound swap.</p> <p>We are going to say the sound and identify the sound we need to swap.</p> <p>claw>craw>crawl>draw></p>	<p>English</p> <p>Learning Objective To write descriptive sentences using adjectives.</p> <p>Success Criteria Think, write, read Include capital letters and full stops Include descriptive language</p> <p>Today you will revisit the two sentences: "The pumpkin had grown taller than the fence. It was fatter than the pigs." Underline the two adjectives 'taller' and 'fatter'. What do the two words have in common? Why do they both have the same ending? Today you are to work use one of the illustrations from the text so far to create your own comparative sentences.</p> 	<p>Maths</p> <p>Learning Objective To recognise that when doubling a number, e.g $4 = 8$ I can find half of a number using that knowledge. Half of $8 = 4$</p> <p>Success Criteria Remember to...</p> <p>Make sure that you are adding the same number twice. The repeated addition calculation should represent the number doubling. Make sure the halves are equal.</p> <p>Click on the link below: T 5 WK 3 Wednesday Maths</p>	<p>Reading</p> <p>Reading via Bug Club or your allocated reading book(s).</p>  <p>Click here for Bug Club Login</p>	<p>Science</p> <p>Learning Objective: I can use simple equipment to observe closely. I can do tests.</p> <p>Success Criteria: To make a sensible prediction. To think about what equipment we are going to need to use. To look carefully at what happens in an experiment and talk about the results.</p> <p>This week you are going to conduct an experiment, to find out what happens if you place a white flower (such as a carnation) into water containing food colouring. This week you will make your predictions and start your experiment and next week you can find out the results and make conclusions.</p> <p>Click on the link below: T5 WK 3 Wednesday Science white flower experiment</p> <p>Remember: you could try any white flower but maybe you could also try out using flowers of other colours to see if they change in the same way.</p>	<p>PE</p> <p>Learning challenge: To be able to use a sequence of simple movement patterns to create an individual dance. To persevere to improve the quality of my dance movements.</p> <p>Success Criteria: I will be able to follow simple movement patterns and persevere to make them even better. I can perform dances using simple movement patterns.</p> <p>Today we would like you to continue to practice the Bhangra dance movements you learned yesterday by watching the following video: https://www.youtube.com/watch?v=r0J7EeTUoIE</p> <p>Once you're happy with your dance movements, we would like you to dance to 'Mundian To Bach Ke Punjabi MC': https://www.youtube.com/watch?v=-4AhRFOH-z4</p> <p>Remember to: Think about the way your body feels as you move to the music and be proud of your fantastic dancing. Please upload videos of your dance to Purple Mash, so that we can see your beautiful Bhangra dancing.</p> <p>Story Time Please share one of your favourite books with an adult, or visit https://www.bbc.co.uk/iplayer/episodes/b00jdlm2/cbeebies-bedtime-stories and choose a story you have not heard before</p>
---	---	--	--	---	---	---	--

T H	<p>Phonics</p> <p>Link to T5 WK 3 dictation Thursday 'or</p> <p>Today we are going to complete a sentence dictation, revising the <s> sound. Can a member of your family read the sentence and then you write it?</p> <p>Paul went for a walk with a horse.</p>	<p>English</p> <p>Learning Objective: We are learning... To write a poem</p> <p>Success Criteria: Think, write, read Include likes and dislikes Include capital letters at the start of each line. Include adjectives Include the five senses</p>  <p>Return to the page on which the largest pumpkin is illustrated. Can you use comparative words to describe it? What could Pattan do with this giant pumpkin? Have you ever tasted a pumpkin before? If they have, how would you describe it? If you haven't, what do you think it might taste like?</p> <p>Today you are going to write a poem. Describe what the pumpkin looks like, how it might feel on the outside, how the inside is completely different or about how it might taste, or a mixture of all of those things. Use the link below to help you. https://www.dltk-holidays.com/fall/pumpkinpoem1.htm</p>	<p>Maths</p> <p>Learning Objective</p> <p>To be able to make a specific number of equal groups to solve a problem-grouping.</p> <p>Success Criteria Remember to...</p> <p>Make each group equal Count carefully in your 2's/5's and 10's.</p> <p>Click on the Power Point link below: T 5 WK 3 Thursday Maths</p>	<p>Reading</p> <p>Reading via Bug Club or your allocated reading book(s).</p>  <p>Bug Club</p> <p>Click here for Bug Club Login</p>	<p>Music</p> <p>Learning Challenge: To begin to understand that rhythm is a mixture of long and short sounds that happen over the pulse. To listen to, copy and repeat a simple rhythm or melody. To learn & perform rhythms.</p> <p>Success Criteria: I can say the words of the rhythm I am tapping in my head, to help me tap the rhythm. I can read and tap a given rhythm pattern. I can talk about the rhythm in a piece of music so that I can show my understanding of what it is.</p> <p>This week we would like you to learn to watch the following video, copying and creating different rhythm patterns: T5 W3 Thursday Music Rhythm 1 Then we want you to watch this clip, challenging yourself to read and tap different rhythm patterns: T5 W3 Thursday Music Rhythm 2</p> <p>Remember: The rhythm is the same as the syllables in each word. Please upload any rhythms you choose to create to Purple Mash. We'd love to hear them!</p>	<p>PE</p> <p>Learning challenge To perform yoga actions.</p> <p>Click on the link to access a yoga exercise. Cosmic Kids Yoga - YouTube</p> <p>Remember to: Take deep breaths as you perform each move. Make sure you stop for a drink and a rest.</p> <p>Story Time Please share one of your favourite books with an adult, or visit https://www.bbc.co.uk/iplayer/episodes/b00jdlm2/cbeebies-bedtime-stories and choose a story you have not heard before</p>
--------	---	--	--	--	---	--

F	Morning physical activity - http://jumpstartionny.co.uk/	Phonics Practice your spellings using this link: https://www.purplemash.com/#~bGF1bmNoZXI9anNhCHBzJTJGZGI5JTJGcXVpenNwJmxhdW5jaGVyTmFtZT1qc2FwcHMIMkZkaXklMkZxdWl6c3AmdXNlcndvcm9U3	Break	English Learning Objective To use joining words and clauses	Break	Maths Learning Objective To be able to make a specific number of equal groups to solve a problem- grouping.	Break	Reading Reading via Bug Club or your allocated reading book(s).	Lunch break	Feel Good Friday RE: Learning Challenge: To understand Puja and its importance to Hindus. Success Criteria: I can talk about worship in Hinduism. I can design a leaflet about Puja.	Feel Good Friday Go to our Wellbeing and Nurture web page. Click on this link to access it and choose an activity that best supports your Friday afternoon: https://www.poundhillinfantacademy.org.uk/teaching-and-learning/wellbeing-nurture 						
		<table><tr><td>Word</td></tr><tr><td>has</td></tr><tr><td>I</td></tr><tr><td>you</td></tr><tr><td>they</td></tr><tr><td>your</td></tr></table>		Word		has		I		you		they	your	Success Criteria T5 W3 Y1 Friday Joining words and clauses Today you are going to use the Joining words and joining clauses Powerpoint to discuss when and how ‘and’ can be used. You are to complete the Powerpoint activities. Focus on the use of ‘and’ and how it can join and extend sentences. Then describe the boys and girls emotions inclusive of ‘and’.	Success Criteria Remember to... Make each group equal Count carefully in your 2’s/ 5’s and 10’s. Click on the link below: T 5 WK 3 Friday Maths	 Click here for Bug Club Login	<p>Today we would like you to complete the 2Do: Hindu Worship by watching the video about Puja and then designing a leaflet about it. What information will you include?</p> <p>Remember: Please save your 2Do, so that we can see your amazing leaflets.</p>
		Word															
		has															
		I															
		you															
		they															
your																	