

Weekly COVID-19 Report



Oakland County Schools





HEALTH DIVISION
 DAVID COULTER
 OAKLAND COUNTY EXECUTIVE

Reporting period: April 14– April 27

METRIC	RESULT	Trend	DEFINITION
Total “Confirmed and Probable” COVID-19 Cases Reported in Oakland County	8,240		“Confirmed”: laboratory-confirmed positive molecular viral test “Probable”: rapid-antigen positive viral test
Cases/Day per Million Population 7-Day Average 14-Day Average	368 490		Average number of cases per day per million population over the given timeframe
14-Day Average Daily Case Counts	589		The average number of cases per day reported over the last 14 days of the reporting period
14-Day Average Daily Death Counts	.5		The average number of deaths per day reported over the last 14 days of the reporting period
14-Day Average Tests Per Day	5,052		The average number of diagnostic tests administered to Oakland residents over the last 14 days of the reporting period
Percentage of Cases Hospitalized in the Last 14 Days	.14%		The percentage of cases (confirmed and probable) that reported being hospitalized over the last 14 days of the reporting period
Percent Positivity (7 days)	10.88%		Percentage of reported positive tests over the last 7 days (April 21 – April 27)
Percent Positivity (28 days)	14.31%		Percentage of reported positive tests over the last 28 days (March 31 – April 27)
Healthcare Capacity Strength	At or reaching capacity		Assessment of bed availability and hospital capacity
Testing, Tracing, Containment Infrastructure	STABLE		Assessment of testing availability and OCHD contact tracing capability

Total Oakland County Cases Reported by Age Group

Age Group	Total Cases	Trend	Age Group	Total Cases	Trend
0-4	226		50-59	1083	
5-9	362		60-69	667	
10-13	419		70-79	246	
14-18	839		80-89	112	

19-29	1683		90+	33	
30-39	1396		Unknown	12	
40-49	1162				

The number of reported cases decreased by 3,011 cases. The average number of tests per day decreased by 402 tests per day. Percent positivity decreased .62% over the last 28 days and decreased by 3.0 % over the last 7 days. The number of deaths reported during this period has decreased by .8%. The percentage of cases hospitalized has decreased by .03%. Healthcare capacity in many places is at or nearing capacity. Testing, tracing, containment and infrastructure remain stable.