


ESSA Financial Transparency Report - District Level Actual Expenditures 2019-2020

for WASHINGTONVILLE CSD

(Bedscore: 440102060000)

ESSA Financial Transparency Report - District Level Actual Expenditures 2019/2020


 Wide View

This form has been successfully submitted.

District Average Fringe Benefit

Complete the District Fringe Rate Benefit section below first. Record your District Average Fringe Rate then return to the Data Exchange homepage and begin filling out your school forms.

STOP once you have the District Average Fringe Rate and complete all school-level forms before finishing this district-level form.

	Amount Spent	Fringe Rate (%)
Total Employee Benefits in General Fund & Special Aid Fund	26,900,303.09	N/A
Other Post-Employment Benefits	5,565,972	N/A
Total Employee Benefits for Active Employees	21,334,331.09	N/A
Total Personal Service in General Fund & Special Aid Fund	46,901,603.14	N/A
District Average Fringe Rate 	N/A	45.48742401473490

School-Level Spending

Completion of each school-level form and one district-level form will satisfy the Federal Every Student Succeeds Act Financial Transparency reporting requirement. Complete guidance on these requirements, including a crosswalk from ST-3 codes to items on this report, is available at this website:

<http://www.nysed.gov/essa/financial-transparency> (<http://www.nysed.gov/essa/financial-transparency>)

School form data will be automatically aggregated to this district-level form within a few minutes once **all** school-level forms are completed, saved, **and** submitted. To make changes to entries A-D, J-K, or O-T, please return to the school forms, edit, save, **and** submit.

	Amount Spent
Instruction	
A1. Classroom Salaries	28,792,561.22
A2. Other Instructional Salaries	3,205,919.04
A3. Instructional Benefits	14,555,284.40
A4. Professional Development	80,473.30
A. Instruction Total	46,634,237.96
Administration	
B1. School Administrative Salaries	2,653,214.40
B2. School Administrative Benefits	1,206,878.88
B3. Other School Administrative Expenditures	40,283.29
B. Administration Total	3,900,376.57
All Other Spending	
C1. All Other Salaries	3,202,627.65
C2. All Other Benefits	1,456,792.82
C3. All Other Non-Personnel Expenditures	3,742,653.38
C. Total of All Other Spending	8,402,073.85
Total	
D. Total School Level	58,936,688.38

District Level Spending

	* Amount Spent
Instruction	
E1. Classroom Salaries	0
E2. Other Instructional Salaries	1,255,813.71
E3. Instructional Benefits	571,237.31
E4. Professional Development	32,781.28
E. Instruction Total	1,859,832.30
Administration	
F1. Central Administrative Salaries	4,915,715.90
F2. Central Administrative Benefits	2,236,032.53
F3. Other Central Administrative Expenditures	223,484.42
F. Administration Total	7,375,232.85
All Other Spending	
G1. All Other Salaries	0
G2. All Other Benefits	5,565,972.00
G3. All Other Non-Personnel Expenditures	6,202,636.54
G. Total of All Other Spending	11,768,608.54
Total	
H. Total District Level	21,003,673.69

Total District and School Spending

	Amount Spent
I. Total District and School Level Spending	79,940,362.07

School Level Local/State Spending

	Amount Spent
Local/State Spending	
J. Total Local/State	57,825,110.18
Federal Spending	
K1. Federal Title I Part A	297,429.61
K2. Federal Title II Part A	95,878.92
K3. Federal Title III Part A	11,842.10
K4. Federal Title IV Part A	35,057.76
K5. IDEA	554,872.00
K6. All Other Federal	116,497.81
K. Total Federal Spending	1,111,578.20

District Level Local/State Spending

	Amount Spent
L. Total Local/State	21,003,673.69
M. Total Federal Spending	0
Total District Level	21,003,673.69
N. Total District and School Level Spending	79,940,362.07

School-Level Program Detail Areas

School-Level Costs


	Amount Spent
O. Special Education	13,104,425.18
P. ELL/MLL Services	167,663.41
Q. Pupil Services	3,984,444.08
R. Community Schools Programs	0.00
S. BOCES Services	119,479.13
T. Prekindergarten	255,245.00

District-Level Program Detail Areas

Central District Costs

	* Amount Spent
U. Special Education	0
V. ELL/MLL Services	0
W. Pupil Services	1,558,433.45
X. Community Schools Programs	0
Y. BOCES Services	2,897,120.19
Z. Prekindergarten	0

Total District Expenditures and Exclusions

	* Amount Spent
Exclusions	
1. Transportation	7,198,550.06
2. Charter School Tuition	0
3. Other Tuition	2,084,357.89
4. Debt Service	7,155,186.00
5. Other	23,706,044.99
Total Exclusions	40,144,138.94
Expenditures	
Total Expenditures 	120,084,501.01

Reported ST-3 Value

Most recent ST-3

120084501

If total expenditures does not closely align to the ST-3 value, please provide a brief explanation here. For details on the account codes included in the ST-3, please see the guidance for this year.


No response provided.

ESSA Financial Transparency Report - School Level Actual Expenditures 2019-2020

for WASHINGTONVILLE SENIOR HIGH SCHOOL

(Bedcode: 440102060003)

ESSA Financial Transparency Report - School Level Actual Expenditures 2019/2020

 Wide View

This form has been successfully submitted.

School-Level Spending

Completion of each school-level form and one district form will satisfy the Federal Every Student Succeeds Act (ESSA) Financial Transparency reporting requirement. Complete guidance on these requirements, including a crosswalk from ST-3 codes to items on this report, is available at this website: <http://www.nysed.gov/essa/financial-transparency> (<http://www.nysed.gov/essa/financial-transparency>)

School form data will be automatically aggregated to the district-level form within a few minutes once **all** school-level forms are completed, saved, and submitted.

To calculate benefits, please complete the District Average Fringe Benefit at the top of your district-level form. If not reporting actual fringe benefits, multiply the calculated fringe rate against salary expenditures to complete benefit expenditures.

	* Amount Spent
Instruction	
A1. Classroom Salaries	9,661,508.67
A2. Other Instructional Salaries	1,222,528.56
A3. Instructional Benefits	4,950,868.17
A4. Professional Development	27,607.33
A. Instruction Total	15,862,512.73
Administration	
B1. School Administrative Salaries	954,010.43
B2. School Administrative Benefits	433,954.77
B3. Other School Administrative Expenditures	19,932.30
B. Administration Total	1,407,897.50
All Other Spending	
C1. All Other Salaries	1,169,654.25
C2. All Other Benefits	532,045.59
C3. All Other Non-Personnel Expenditures	2,334,739.22
C. Total of All Other Spending	4,036,439.06

*** Amount Spent****Total****D. Total School Level****21,306,849.29****Local/State Spending***** Amount Spent****Local/State Spending****J. Total Local/State****20,828,240.17****Federal Spending****K1. Federal Title I Part A****0****K2. Federal Title II Part A****32,886.47****K3. Federal Title III Part A****4,061.84****K4. Federal Title IV Part A****12,024.81****K5. IDEA****429,636.00****K6. All Other Federal****0****K. Total Federal Spending****478,609.12****Total****Total School Spending****21,306,849.29**

School-Level Program Detail Areas

	* Amount Spent
O. Special Education	4,255,898.68
P. ELL/MLL Services	25,889.20
Q. Pupil Services	1,469,917.58
R. Community Schools Programs	0
S. BOCES Services	40,988.74
T. Prekindergarten	0

Webpage

You may provide a link to a webpage on your school or district website that provides additional contextual information for this school. Please see the Guidance for a sample contextual page. No need to submit general links to a school or district webpage.

Webpage Link:


No response provided.

ESSA Financial Transparency Report - School Level Actual Expenditures 2019-2020

for WASHINGTONVILLE MIDDLE SCHOOL

(Bedcode: 440102060004)

ESSA Financial Transparency Report - School Level Actual Expenditures 2019/2020

 Wide View

This form has been successfully submitted.

School-Level Spending

Completion of each school-level form and one district form will satisfy the Federal Every Student Succeeds Act (ESSA) Financial Transparency reporting requirement. Complete guidance on these requirements, including a crosswalk from ST-3 codes to items on this report, is available at this website: <http://www.nysed.gov/essa/financial-transparency> (<http://www.nysed.gov/essa/financial-transparency>)

School form data will be automatically aggregated to the district-level form within a few minutes once **all** school-level forms are completed, saved, and submitted.

To calculate benefits, please complete the District Average Fringe Benefit at the top of your district-level form. If not reporting actual fringe benefits, multiply the calculated fringe rate against salary expenditures to complete benefit expenditures.

	* Amount Spent
Instruction	
A1. Classroom Salaries	7,302,217.22
A2. Other Instructional Salaries	1,105,788.07
A3. Instructional Benefits	3,824,585.02
A4. Professional Development	19,943.20
A. Instruction Total	12,252,533.51
Administration	
B1. School Administrative Salaries	578,240.98
B2. School Administrative Benefits	263,026.92
B3. Other School Administrative Expenditures	8,639.07
B. Administration Total	849,906.97
All Other Spending	
C1. All Other Salaries	606,903.52
C2. All Other Benefits	276,064.78
C3. All Other Non-Personnel Expenditures	610,677.99
C. Total of All Other Spending	1,493,646.29

*** Amount Spent**

Total

D. Total School Level

14,596,086.77

Local/State Spending

*** Amount Spent**

Local/State Spending

J. Total Local/State

14,220,787.54

Federal Spending

K1. Federal Title I Part A

214,654.10

K2. Federal Title II Part A

23,777.97

K3. Federal Title III Part A

2,936.84

K4. Federal Title IV Part A

8,694.32

K5. IDEA

125,236.00

K6. All Other Federal

0

K. Total Federal Spending

375,299.23

Total

Total School Spending

14,596,086.77

School-Level Program Detail Areas

	* Amount Spent
O. Special Education	3,329,218.47
P. ELL/MLL Services	36,984.58
Q. Pupil Services	1,560,301.63
R. Community Schools Programs	0
S. BOCES Services	29,609.78
T. Prekindergarten	0

Webpage

You may provide a link to a webpage on your school or district website that provides additional contextual information for this school. Please see the Guidance for a sample contextual page. No need to submit general links to a school or district webpage.

Webpage Link:


No response provided.

ESSA Financial Transparency Report - School Level Actual Expenditures 2019-2020

for TAFT ELEMENTARY SCHOOL

(Bedcode: 440102060002)

ESSA Financial Transparency Report - School Level Actual Expenditures 2019/2020

 Wide View

This form has been successfully submitted.

School-Level Spending

Completion of each school-level form and one district form will satisfy the Federal Every Student Succeeds Act (ESSA) Financial Transparency reporting requirement. Complete guidance on these requirements, including a crosswalk from ST-3 codes to items on this report, is available at this website: <http://www.nysed.gov/essa/financial-transparency> (<http://www.nysed.gov/essa/financial-transparency>)

School form data will be automatically aggregated to the district-level form within a few minutes once **all** school-level forms are completed, saved, and submitted.

To calculate benefits, please complete the District Average Fringe Benefit at the top of your district-level form. If not reporting actual fringe benefits, multiply the calculated fringe rate against salary expenditures to complete benefit expenditures.

	* Amount Spent
Instruction	
A1. Classroom Salaries	4,258,329.36
A2. Other Instructional Salaries	312,493.74
A3. Instructional Benefits	2,079,149.69
A4. Professional Development	11,187.15
A. Instruction Total	6,661,159.94
Administration	
B1. School Administrative Salaries	384,728.25
B2. School Administrative Benefits	175,002.97
B3. Other School Administrative Expenditures	3,458.92
B. Administration Total	563,190.14
All Other Spending	
C1. All Other Salaries	537,075.32
C2. All Other Benefits	244,301.73
C3. All Other Non-Personnel Expenditures	243,496.64
C. Total of All Other Spending	1,024,873.69

*** Amount Spent**

Total

D. Total School Level

8,249,223.77

Local/State Spending

	* Amount Spent
Local/State Spending	
J. Total Local/State	8,155,509.80
Federal Spending	
K1. Federal Title I Part A	73,867.72
K2. Federal Title II Part A	13,327.17
K3. Federal Title III Part A	1,646.05
K4. Federal Title IV Part A	4,873.03
K5. IDEA	0
K6. All Other Federal	0
K. Total Federal Spending	93,713.97
Total	
Total School Spending	8,249,223.77

School-Level Program Detail Areas

	* Amount Spent
O. Special Education	1,971,236.86
P. ELL/MLL Services	92,461.44
Q. Pupil Services	338,304.47
R. Community Schools Programs	0
S. BOCES Services	16,609.62
T. Prekindergarten	0

Webpage

You may provide a link to a webpage on your school or district website that provides additional contextual information for this school. Please see the Guidance for a sample contextual page. No need to submit general links to a school or district webpage.

Webpage Link:


No response provided.

ESSA Financial Transparency Report - School Level Actual Expenditures 2019-2020

for ROUND HILL ELEMENTARY SCHOOL

(Bedscod: 440102060005)

ESSA Financial Transparency Report - School Level Actual Expenditures 2019/2020

 Wide View

This form has been successfully submitted.

School-Level Spending

Completion of each school-level form and one district form will satisfy the Federal Every Student Succeeds Act (ESSA) Financial Transparency reporting requirement. Complete guidance on these requirements, including a crosswalk from ST-3 codes to items on this report, is available at this website: <http://www.nysed.gov/essa/financial-transparency> (<http://www.nysed.gov/essa/financial-transparency>)

School form data will be automatically aggregated to the district-level form within a few minutes once **all** school-level forms are completed, saved, and submitted.

To calculate benefits, please complete the District Average Fringe Benefit at the top of your district-level form. If not reporting actual fringe benefits, multiply the calculated fringe rate against salary expenditures to complete benefit expenditures.

	* Amount Spent
Instruction	
A1. Classroom Salaries	4,440,817.06
A2. Other Instructional Salaries	308,190.33
A3. Instructional Benefits	2,160,201.12
A4. Professional Development	13,371.01
A. Instruction Total	6,922,579.52
Administration	
B1. School Administrative Salaries	374,065.96
B2. School Administrative Benefits	170,152.97
B3. Other School Administrative Expenditures	3,472.57
B. Administration Total	547,691.50
All Other Spending	
C1. All Other Salaries	580,269.57
C2. All Other Benefits	263,949.68
C3. All Other Non-Personnel Expenditures	367,142.95
C. Total of All Other Spending	1,211,362.20

*** Amount Spent**

Total

D. Total School Level 8,681,633.22

Local/State Spending

*** Amount Spent**

Local/State Spending

J. Total Local/State 8,532,526.34

Federal Spending

K1. Federal Title I Part A 8,907.79

K2. Federal Title II Part A 15,915.90

K3. Federal Title III Part A 1,965.79

K4. Federal Title IV Part A 5,819.59

K5. IDEA 0

K6. All Other Federal 116,497.81

K. Total Federal Spending 149,106.88

Total

Total School Spending 8,681,633.22

School-Level Program Detail Areas

	* Amount Spent
O. Special Education	2,781,933.43
P. ELL/MLL Services	12,328.19
Q. Pupil Services	339,496.44
R. Community Schools Programs	0
S. BOCES Services	19,852.01
T. Prekindergarten	255,245.00

Webpage

You may provide a link to a webpage on your school or district website that provides additional contextual information for this school. Please see the Guidance for a sample contextual page. No need to submit general links to a school or district webpage.

Webpage Link:


No response provided.

ESSA Financial Transparency Report - School Level Actual Expenditures 2019-2020

for LITTLE BRITAIN ELEMENTARY SCHOOL

(Bedcode: 440102060001)

ESSA Financial Transparency Report - School Level Actual Expenditures 2019/2020

 Wide View

This form has been successfully submitted.

School-Level Spending

Completion of each school-level form and one district form will satisfy the Federal Every Student Succeeds Act (ESSA) Financial Transparency reporting requirement. Complete guidance on these requirements, including a crosswalk from ST-3 codes to items on this report, is available at this website: <http://www.nysed.gov/essa/financial-transparency> (<http://www.nysed.gov/essa/financial-transparency>)

School form data will be automatically aggregated to the district-level form within a few minutes once **all** school-level forms are completed, saved, and submitted.

To calculate benefits, please complete the District Average Fringe Benefit at the top of your district-level form. If not reporting actual fringe benefits, multiply the calculated fringe rate against salary expenditures to complete benefit expenditures.

	* Amount Spent
Instruction	
A1. Classroom Salaries	3,129,688.91
A2. Other Instructional Salaries	256,918.34
A3. Instructional Benefits	1,540,480.40
A4. Professional Development	8,364.61
A. Instruction Total	4,935,452.26
Administration	
B1. School Administrative Salaries	362,168.78
B2. School Administrative Benefits	164,741.25
B3. Other School Administrative Expenditures	4,780.43
B. Administration Total	531,690.46
All Other Spending	
C1. All Other Salaries	308,724.99
C2. All Other Benefits	140,431.04
C3. All Other Non-Personnel Expenditures	186,596.58
C. Total of All Other Spending	635,752.61

*** Amount Spent**

Total

D. Total School Level

6,102,895.33

Local/State Spending

*** Amount Spent**

Local/State Spending

J. Total Local/State

6,088,046.33

Federal Spending

K1. Federal Title I Part A

0

K2. Federal Title II Part A

9,971.41

K3. Federal Title III Part A

1,231.58

K4. Federal Title IV Part A

3,646.01

K5. IDEA

0

K6. All Other Federal

0

K. Total Federal Spending

14,849.00

Total

Total School Spending

6,102,895.33

School-Level Program Detail Areas

	* Amount Spent
O. Special Education	766,137.74
P. ELL/MLL Services	0
Q. Pupil Services	276,423.96
R. Community Schools Programs	0
S. BOCES Services	12,418.98
T. Prekindergarten	0

Webpage

You may provide a link to a webpage on your school or district website that provides additional contextual information for this school. Please see the Guidance for a sample contextual page. No need to submit general links to a school or district webpage.

Webpage Link:

No response provided.