












M		<p>Phonics</p> <p>Today we are going to be using word building</p> <p>We are going to say the sound and read the word as we identify the sounds we need to build the word. Once completed you will say the sound and write the word.</p> <p>s-cats</p> <p>pips</p> <p>sing</p> <p>sink</p>	Break	<p>English</p> <p>Learning Objective To use descriptive language</p> <p>Success Criteria Think write read Include capital letters and full stops Include adjectives and adverbs</p> <p>Look at the link How the Elephant lost its wings. https://www.youtube.com/watch?v=AmFScv73IQE</p> <p>Once you have read the story discuss the use of adverbs and adjectives within the story. Today you will design your own elephant and using a range of adjectives and adverbs you will describe what it looks like and how it moves. Remember to use super sentences, E.G- The grey elephant lumbers along the dry dusty road.</p> 	Break	<p>Maths</p> <p>Learning Objective To be able to count in tens accurately in order to solve a problem.</p> <p>Success Criteria Remember to... Say the numbers in order Ensure that the group has ten in and that all the groups are equal</p> <p>Click on the link below: T 5 WK 2 Monday Maths</p>	Break	<p>Reading</p> <p>Reading via Bug Club or your allocated reading book(s).</p>  <p>Click here for Bug Club Login</p>	Lunch break	<p>Geography</p> <p>Learning Challenge: To be able to identify the countries and capital cities of the UK.</p> <p>Success Criteria: ...know that the United Kingdom is made up of different countries ...name London capital ...Identify UK as an island ...identify Atlantic ocean and North Sea surrounding UK</p> <p>Click on the links below- T 5 WK 2 Monday Geography Where do I live slide T5 WK 2 Monday Geography Cut and Match Game Cards</p>	<p>PE</p> <p>Learning challenge: To find as many ways as possible to move a ball around my body, using:</p> <ol style="list-style-type: none"> 1. one hand or 2. both hands. <p>Success Criteria: I can find lots of ways to move a ball around my body, with control. I can add sound effects to my moves to make them even more fun.</p> <p>Remember to: Maintain control of the ball as you roll it, even when you're adding sound effects.</p> <p>Story Time Please share one of your favourite books with an adult, or visit https://www.bbc.co.uk/iplayer/episodes/b00jdlm2/cbeebies-bedtime-stories and choose a story you have not heard before.</p>
---	--	--	-------	---	-------	--	-------	---	-------------	---	--

T	<p>Phonics</p> <p>Link to</p> <p>https://resources.activelearnprimary.co.uk/epub/player/index.html?activeTextPlayerResourceId=240371&resourceId=20770</p> <p>Today you are going to be retrieving the sound <s> Read – Kat's great act</p> <p>Identify all the <s> sounds and make a list of the same sound different spelling.</p>	<p>English</p> <p>Learning Objective To write a caption</p> <p>Success Criteria</p> <ul style="list-style-type: none"> • Think, write, read • Include capital letters and full stops • Include descriptive language • Include a caption  <p>T5 W2 Y1 Tuesday ' Pattans Pumpkin'</p> <p>Today you are going to read slide 3 (From "One day, Pattan found..." to "A pumpkin has started to grow."). Once you read the slide, close your eyes and think about the picture you have in your head. Draw what you were picturing in your mind while your read slide 3. Then you need to write a caption to match your picture.</p> <p>Handwriting</p> <p>Once completed watch the handwriting video to complete lower case 'v' handwriting.</p> <p>https://central.espresso.co.uk/espresso/primary_uk/subject/module/video_index/item124412/grade1/index.html</p>  <p>The username Espresso username – student29349 Password -Poundhill2016</p>	<p>Maths</p> <p>Learning Objective To be able to make a group equal and know when it is unequal and why.</p> <p>Success Criteria Remember to... Count carefully the number in each group Make the group equal</p> <p>Click on the link below:</p> <p>T 5 WK 2 Tuesday Maths</p>	<p>Reading</p> <p>Reading via Bug Club or your allocated reading book(s).</p>  <p>Bug Club</p> <p>Click here for Bug Club Login</p>	<p>Computing</p> <p>Learning Objective: To use tools to create your own Sherwani or Sari.</p> <p>Success Criteria: I can use a variety of tools to create a piece of Indian clothing. I can change the size of my tools to enable me to work in more detail.</p> <p>This week you are going to design a piece of traditional Indian clothing – a Sari or Sherwani.</p> <p>Open either of the following 2Dos in Purple Mash:</p> <p>2Do: Sherwani or</p> <p>2Do: Sari</p> <p>Use the tools to create a beautiful Sherwani or Sari. Please remember to make your tools smaller (see the circled area in the picture, so that you can add as much detail as possible:</p>  <p>Remember: Please upload your work to Purple Mash, so that we can see your AMAZING designs!</p>	<p>PE</p> <p>Learning challenge: To explore and describe different movements. To select and link movements together to fit a theme.</p> <p>Task: Grand Prix Qualifying You will need: a ball, objects that can be used to make a circuit.</p>  <p>Task 1: Roll a ball around your circuit by striking and pushing it. Either count the number of strikes it takes you to get around the circuit or record your lap time.</p> <p>Task 2: Use the ideas below to make the activity more or less challenging depending on how you're finding it: Easiest – Use a larger ball or use your dominant hand to push/ strike the ball with or have wider 'roads' with less bends. Slightly harder – Use alternate hands to move your ball around the circuit. Hardest – Use a smaller ball or use your non-dominant hand to push/ strike the ball with or have narrower 'roads' with more bends.</p> <p>Remember to: Set your circuit up somewhere where you can move your ball around it safely.</p> <p>Story Time Please share one of your favourite books with an adult, or visit https://www.bbc.co.uk/iplayer/episodes/b00jdlm2/cbeebies-bedtime-stories and choose a story you have not heard before</p>
---	--	---	--	--	--	---

W		<p>Phonics</p> <p>Today we are going to be using sound swap.</p> <p>We are going to say the say the sound read the word and identify the sound we need to swap.</p> <p>kiss>miss>hiss>hissip> >gissip>gossip</p>	<p>English</p> <p>Learning Objective To write sentences to convey ideas</p> <p>Success Criteria Write what the animals are thinking Include capital letters, full stops and finger spaces. Read sentences through Check they make sense</p> <p>Today you are going to reread the story from the beginning to "A pumpkin has started to grow", slide 3, Looking at the illustrations, how can you tell that the pumpkin is important? What might the animals all be thinking about as they look at it? Is Pattan worried about the plant? Might he be worried about any of the animals eating it while it's still growing?</p>  <p>Today you are going to write what the animals are thinking. Once completed you will need to add speech for Pattan that describes what he says.</p>	<p>Maths</p> <p>Learning Objective To learn repeated addition and what the calculation represents.</p> <p>Success Criteria Remember to... Make sure that you have repeated the number the right amount of times for each group. Make sure the groups are equal.</p> <p>Click on the link below: T 5 WK 2 Wednesday Maths</p>	<p>Reading</p> <p>Reading via Bug Club or your allocated reading book(s).</p>  <p>Bug Club</p> <p>Click here for Bug Club Login</p>	<p>Science</p> <p>TBC</p>	<p>PE</p> <p>Learning challenge To perform yoga actions.</p> <p>Click on the link to access a yoga exercise. Cosmic Kids Yoga - YouTube</p> <p>Remember to: Take deep breaths as you perform each move. Make sure you stop for a drink and a rest.</p> <p>Story Time Please share one of your favourite books with an adult, or visit https://www.bbc.co.uk/iplayer/episodes/b00idlm2/cbeebies-bedtime-stories and choose a story you have not heard before</p>
---	--	--	---	---	--	----------------------------------	--

<p>T H</p>	<p>Morning physical activity - http://jumpstartjonny.co.uk/</p>	<p>Phonics</p> <p>Link to T5 WK 2 dictation Thursday 's'</p> <p>Today we are going to complete a sentence dictation, revising the <s> sound. Can a member of your family read the sentence and then you write it?</p> <p>Alice had to sing on a goose.</p>	<p>English</p> <p>Learning Objective: We are learning... To give advice in full sentences including 'and'</p> <p>Success Criteria: Think, write, read Capital letters and full stops Design a poster to keep the pumpkin safe Write instructions</p> <p>Thinking about yesterday's session regarding the animals and what Patten would say, If Patten wants to protect the pumpkin, what could he do? Stand guard? Put a fence around it?</p> <p>Look at the clip of how to grow and look after a pumpkin. https://www.youtube.com/watch?v=T4WXuCI30CI</p> <p>Today you will make signs explaining how to look after and protect the pumpkin.</p> 	<p>Maths</p> <p>Learning Objective To learn to use a number line to solve repeated addition calculations.</p> <p>Success Criteria Remember to... Make sure that you have repeated the number the right amount of times for each group. Make sure the groups are equal.</p> <p>Click on the Power Point link below: T 5 WK 2 Thursday Maths</p>	<p>Reading</p> <p>Reading via Bug Club or your allocated reading book(s).</p>  <p>Bug Club</p> <p>Click here for Bug Club Login</p>	<p>Music</p> <p>Learning Challenge: To sing songs musically & understand how to warm up & project the voice whilst demonstrating good posture. To use the correct musical language to describe a piece of music. To understand that pitch describes how high or low music is.</p> <p>Success Criteria: I can sing a melody accurately at my own pitch. I can follow changes in pitch with my hands & use a high, low and middle voice. I can begin to sing with control of pitch (e.g. following the shape of the melody).</p> <p>This week we would like you to watch the following video, singing along and using your hands to show the pitch of the song when the frogs are jumping high, low or the pitch is in the middle: T5 W2 Thursday Music 5 Little Froggies</p> <p>Remember: Move your hands up high when you are singing at a high pitch and down low when you are singing at a low pitch.</p>	<p>PE</p> <p>Learning challenge To perform yoga actions.</p> <p>Click on the link to access a yoga exercise. Cosmic Kids Yoga - YouTube</p> <p>Remember to: Take deep breaths as you perform each move. Make sure you stop for a drink and a rest.</p> <p>Story Time Please share one of your favourite books with an adult, or visit https://www.bbc.co.uk/iplayer/episodes/b00jdlm2/cbeebies-bedtime-stories and choose a story you have not heard before</p>
----------------	--	--	---	--	--	---	--

