








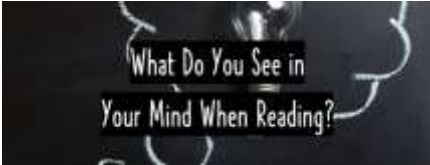








<p>M</p>	<p>Phonics Learning challenge: This week we are revising our knowledge of the different ways to spell the 'ue' sound.</p> <p>Today we are focusing on – the 'ue' spelling of ue sound.</p> <p>These are the words we are building today. Remember to write each sound on a different piece of paper before you start. argue – a/r/g/ue duel – d/ue/l fuel – f/ue/l</p> <p>These are some challenge words for you to read and spell. Write out each word and study it closely. When you are ready cover it over and then write it again without looking.</p> <p>ue - argument, fueling, barbeque</p> <p>Begin to create yourself an 'ue' phonics poster to help you to remember all of these different spellings</p> <p>Choose one of today's words and write it in an interesting sentence. Remember to check you have all the punctuation you need and clear finger spaces.</p> <p>Today we are focusing on –</p>	<p>English Learning challenge: To understand what a fairytale is.</p> <p>Success Criteria: I can talk about what I think a fairytale is. I can write down fairytales that I know. I can talk about the type of characters that you may find in a fairytale.</p> <p>Task</p> <p>Read the Powerpoint entitled 'English Monday- what is a Fairy Tale'. Look at the conventions of Fairy Tales. How are Fairy Tales written? Are all the characters the same?</p> <p>Have a go at reading the different clues and select which Fairy Tale you think matches the clues given.</p> 	<p>Maths</p> <p>This week in Maths we are revisiting everything we have learnt so far in Year 2.</p> <p>Today we are thinking about 'Number and Place Value'.</p> <p>On MyMaths complete the online worksheet set, entitled 'Number and Place Value 2 OW'.</p> <p>Click the link below to go to MyMaths.</p> 	<p>Reading</p> <p>Reading via Bug Club or your allocated reading book(s).</p>  <p>Click here for Bug Club Login</p>	<p>Handwriting Learning challenge: To be able to practice writing the days of the week.</p> <p>Remember to: Start each day of the week with a capital letter.</p> <p>say the sounds aloud as you write the word as a whole.</p>  <p>Click on the link below to have a go at clicking on the letter tiles and placing the days of the week into the correct order. https://www.freddiesville.com/games/days-of-the-week-weekly-routines-sentence-monkey-game/</p>	<p>Science Learning challenge: To understand seed dispersal. To understand how a seed germinates into a plant.</p> <p>Task Click on the link: Explanation - Growing seeds - KS1 Science - BBC Bitesize</p> <p>What do seeds need in order to grow healthy and strong? Can you investigate this at home?</p> <p>Follow this video to find out more about how seeds are dispersed. BBC Bitesize - Seeds and Seed Dispersal on Vimeo</p> <p>Activity <i>Can you think of different ways that a plant could get its seeds dispersed? (Through animals eating them, by sticking to animals, by being blown by the wind, or floated off by water or by bursting open or gravity.)</i> Can you write down how different seeds grow into plants and what they need to grow?</p>
----------	--	--	--	---	---	--

<p>T</p>	<p>Phonics</p> <p>Learning challenge: This week we are revising our knowledge of the different ways to spell the 'ue' sound.</p> <p>Today we are focusing on – the 'ew' spelling of ue sound.</p> <p>These are the words we are building today. Remember to write each sound on a different piece of paper before you start.</p> <p>value – v/a//ue argue – a/r/g/ue</p> <p>few – f/ew knew – kn/ew news – n/ew/s</p> <p>These are some challenge words for you to read and spell. Write out each word and study it closely. When you are ready cover it over and then write it again without looking.</p> <p>ue - issue, queue, ew - knew, new, pewter</p> <p>Add to your 'ue' phonics poster to help you to remember all of these different spellings</p> <p>Choose one of today's words and write it in an interesting sentence. Remember to check you have all the punctuation you need and clear finger spaces.</p>	<p>English</p> <p>Learning challenge: To read and identify the Fairy Tale</p> <p>Success Criteria</p> <p>I can talk about different Fairy Tales that I know. I can use my phonic knowledge to read the sounds in the word to read it as a whole. I can read the clues given carefully to help me to guess which Fairy Tale it is about. I can draw a picture of this setting. I can label the setting with adjectives.</p> <p>Task What is a setting? A setting is where and when a story is set. When writing a story, the setting is really important. Thinking about these things will help your writing.</p> <p>Click on the link to find out more about settings and what they are: What is a setting? - BBC Bitesize</p> <p>Read the resource entitled 'English Tuesday Fairy story settings read and draw'.</p> <p>Choose 1 or 2 pages and read the clues given carefully about different Fairy Tales. Draw this setting in the box below. Once you have drawn your picture, you can label it using adjectives eg tall, dark brick tower.</p>	<p>Maths</p> <p>This week in Maths we are revisiting everything we have learnt so far in Year 2.</p> <p>Today we are thinking about 'Addition and subtraction'.</p> <p>On MyMaths complete the online worksheet set, entitled 'Addition and Subtraction 2 OW'.</p> <p>Click the link below to go to MyMaths.</p> 	<p>Reading</p> <p>Reading via Bug Club or your allocated reading book(s).</p>  <p>Click here for Bug Club Login</p>	<p>Handwriting</p> <p>Learning challenge: To be able to write the days of the week clearly.</p> <p>Task Watch the BBC video on 'days of the week'</p> <p>https://www.bbc.co.uk/bitesize/topics/zrqqtf/articles/ztig39q</p> <p>Are there any patterns that you notice in the days of the week?</p> <p>Have a go at writing the days of the week out on a piece of paper- thinking carefully about the ascenders and descenders in the word OR have a go using chalks outside and practice breaking each day of the week down into syllables to help you to spell it.</p>	<p>Story Time</p> <p>Please share one of your favourite books with an adult, or visit https://home.oxfordowl.co.uk/reading/free-ebooks/ and choose a story you have not heard before</p>
----------	--	--	--	---	--	---

<p>W</p>	<p>Phonics</p> <p>Learning challenge: This week we are revising our knowledge of the different ways to spell the 'ue' sound.</p> <p>Today we are focusing on – the 'u' spelling of ue sound.</p> <p>These are the words we are building today. Remember to write each sound on a different piece of paper before you start.</p> <p>avenue – a/v/e/n/ue rescue – r/e/s/c/ue</p> <p>stew – s/t/ew new – n/ew</p> <p>use – u/se unit – u/n/i/t unicorn – u/n/i/c/or/n</p> <p>These are some challenge words for you to read and spell. Write out each word and study it closely. When you are ready cover it over and then write it again without looking.</p> <p>ue – argue, fuel ew – knew, new u – human, music, uniform</p> <p>Add to your 'ue' phonics poster to help you to remember all of these different spellings</p> <p>Choose one of today's words and write it in an interesting sentence. Remember to check you have all the punctuation you need and clear finger spaces.</p>	<p>English</p> <p>Learning challenges: To talk about the feelings of a character</p> <p>Success Criteria I can draw an outline of my favourite character from one of the Fairy Tale stories. Inside the outline of my character I can write down how this character might be feeling. On the outside of this character, I can write down how other characters see my character.</p> <p>Task Choose a Fairy Tale of your own choice. Click on the link fairy tales - Topmarks Search</p> <p>Choose a Fairy Tale of your own choice.</p> <p>Now choose a character from the story and create a 'role on the wall' of that character. See example:</p>  <p>Draw the outline of your chosen character.</p> <p>Inside the character can you write down as many words that you can think of that show how this character may feel? For example: lonely, unwelcomed by others, afraid. On the outside of your character, can you write down how other characters in the Fairy Tale may see this character? For example: annoying, timid.</p>	<p>Maths</p> <p>This week in Maths we are revisiting everything we have learnt so far in Year 2.</p> <p>Today we are thinking about 'Multiplication and division.</p> <p>On MyMaths complete the online worksheet set, entitled 'Multiplication and division 2 - OW'.</p> <p>Click the link below to go to MyMaths.</p> 	<p>Reading</p> <p>Reading via Bug Club or your allocated reading book(s).</p>  <p>Click here for Bug Club Login</p>	<p>Grammar</p> <p>Learning challenge: To understand what speech marks/inverted commas are.</p> <p>Task Click on the PowerPoint presentation entitled 'English Grammar Wednesday speech marks powerpoint lesson'.</p> <p>Click on the link to find out more about direct/indirect speech and when we need to use them. Using Speech Marks Punctuating Direct Speech EasyTeaching - YouTube</p> <p>On Slide 7, have a go at adding in the speech marks/inverted commas in the right place within the text. The answers are on slide 8 to help you.</p> <p>“ ”</p>	<p>Story Time</p> <p>Please share one of your favourite books with an adult, or visit https://www.bbc.co.uk/iplayer/episodes/b00jdlm2/cbeebies-bedtime-stories and choose a story you have not heard before</p>
----------	--	--	---	---	--	---

<p>TH</p>	<p>Phonics</p> <p>Learning challenge: This week we are revising our knowledge of the different ways to spell the 'ue' sound.</p> <p>Today we are focusing on – the 'u-e' spelling of ue sound.</p> <p>These are the words we are building today. Remember to write each sound on a different piece of paper before you start.</p> <p>ue – statue, tissue, value</p> <p>ew – nephew, mildew</p> <p>u – future, duty, student</p> <p>u-e – fuse, huge, tune</p> <p>Read together 'A June Morning' You will find this in - T4 week 1 Thursday phonics – ue – reading</p> <p>Highlight all the 'ue' spelling in the text. List them according to their spelling</p> <p>Add to your 'ue' phonics poster to help you to remember all of these different spellings</p>	<p>English</p> <p>Learning challenge: To read and identify information.</p> <p>Success Criteria: I can read text and visualise the pictures of what I have read in my head. I can draw the pictures that I see in my head onto my piece of paper and add key words to it. I can match words that share the same meaning to one another that describe Rapunzel as a character.</p> <p>Task See powerpoint entitled Thursday English lesson visualising. Read the text from the Purple box and see if you can visualise the images of what you have read and draw this.</p> <p>Next, have a go at matching the synonyms together and identifying the spelling errors in the last task.</p> <p>Circle the words that are spelt incorrectly.</p> 	<p>Maths</p> <p>This week in Maths we are revisiting everything we have learnt so far in Year 2.</p> <p>Today we are thinking about 'Fractions'.</p> <p>On MyMaths complete the online worksheet set, entitled 'Fractions 2 - OW'.</p> <p>Click the link below to go to MyMaths.</p> 	<p>ART</p> <p>Learning challenge: To design a setting for a fairy tale.</p> <p>Remember to</p> <p>Use what you already know about fairy tale settings to help you.</p> <p>Save your work.</p> <p>Task</p> <p>Using any art materials you have at home or '2paint a picture' on Purple Mash, have a go at designing your own fairy tale setting.</p> <p>Will it be in a forest? In a castle? Under the sea? In space?</p> <p>Try and add as much detail as you can using different techniques we have already learnt in art.</p> <p>As an extra challenge you could also design your own character for your fairy tale.</p>	<p>Jigsaw</p> <p>Goals to Success</p> <p>Learning challenge</p> <p>I can choose a realistic goal and think about how to achieve it</p> <p>I can tell you things I have achieved and say how that makes me feel</p> <p>Task See the PowerPoint entitled Thursday Jigsaw Goals to Success Piece 1 and resource ' Thursday Jigsaw Piece 1 treasure chest'</p> 	<p>PE</p> <p>Learning challenge: To be able to adopt good 'ready position'</p> <p>To use footwork to move in line with the ball when receiving.</p> <p>Equipment- a space that is long and wide enough to kick a ball or pass a ball to another person.</p> <p>Activity. Choose your colour of challenge for this activity.</p> <p>Skill – Sending & receiving</p> <p>Yellow – roll a large ball against a wall or to a partner & collect the rebound effectively</p> <p>Green – strike a large, soft ball along the ground with my hand against a wall or to a partner 5 times in a rally</p> <p>Red – alternatively roll 2 balls against a wall, or to a partner using both hand, sending 1 as the other is returning</p> <p>Remember to: -dress appropriately -warm up before you carry out the task -drink plenty of water -take a rest if you need to.</p>
-----------	---	---	--	--	---	---

<p>F</p>	<p>Phonics</p> <p>Learning challenge: This week we are revising our knowledge of the different ways to spell the 'ue' sound.</p> <p>Today we are focusing on – all of the spelling of ue sound we have looked at this week – ue, ew, u & u-e.</p> <p>These are the words we are sorting today. Write each word on a different piece of paper before you start and read it carefully. Now read and sort the words into their different spelling patterns and group them together. Underline the spelling of 'ue' in each word to help you.</p> <p>ue – continue, value, rescue ew – knew, few u – unite, human, uniform u-e – costume, cube, tube</p> <p>Dictation – to practice writing each of these spellings correctly have a go at writing down the dictated sentence. T5 week 1 phonics – ue – dictation</p> <p>Ask someone to read it to you slowly whilst you write it down. Remember to think about your punctuation, capital letters, finger spaces and full stops.</p>	<p>English</p> <p>Learning challenge: To create your own Fairy Tale</p> <p>Success Criteria I know that Fairy Tales have good and bad characters in them. I know that Fairy Tales usually end with a happy ending. I know that Fairy Tales begin with Once upon a time, One day. I can choose a Fairy Tale that I like and create my own using Purple Mash.</p> <p>Task Click on the '2do tab' on your Purple Mash account. You will see a program entitled 'Fairytale'. Choose a fairytale that you like and have a go at writing your own Fairy Tale.</p> <p>Remember to: -Always write in full sentences. -Use story language -Introduce the characters and use expanded noun phrases where you can. -Think about whether you would like your characters to talk to one another. -How your character or characters may be feeling.</p>	<p>Maths</p> <p>This week in Maths we are revisiting everything we have learnt so far in Year 2.</p> <p>Today we are thinking about 'Shape'.</p> <p>On MyMaths complete the online worksheet set, entitled 'Geometry 2 - OW'.</p> <p>Click the link below to go to MyMaths.</p> <p>Break</p> 	<p>Music</p> <p>Learning challenge: To imagine what your character would sound like and make sounds to represent them.</p> <p>Remember to: Explore changing tempo, using your voice in different ways to make sounds associated with different feelings.</p> <p>Task Using your voice or household items create a musical piece to represent a character from a fairytale.</p> <p>What would a stomping giant sound like? Or a cackling witch? Or child skipping through the woods?</p> <p>Record your creations and upload them onto Purple Mash.</p> 	<p>PSHE</p> <p>Learning challenge: I can identify the different members of my family, understand my relationship with each of them and know why it is important to share and cooperate</p> <p>I accept that everyone's family is different and understand that most people value their family</p> <p>Task Click on the link and watch the video clip called This is Our House by Michael Rosen - YouTube</p> <p>Think about: -How does the main character George treat others? - What does he do that shows unkindness?</p> <p>Reflect -Think about how you treat others in your own friendship groups, do you let them make a decision or do you make all the decisions? Do you all get a turn? What if someone becomes upset, what do you do?</p> <p>Think carefully about how you can show the values of:-</p>	<p>FAMILY TIME! Feel good Friday</p> <p>Go to our Wellbeing and Nurture web page.</p> <p>Click on this link to access it and choose an activity that best supports your Friday afternoon.</p> <p>Have a wonderful weekend, love the Year 2 Team.</p> 
----------	---	---	--	--	---	--

								
--	--	--	--	--	--	--	--	--