








M		INSET DAY		INSET DAY		INSET DAY		INSET DAY			
T	<p style="color: red; text-align: center;">Morning physical activity - <a href="http://jumpstartionmy.co.uk/">http://jumpstartionmy.co.uk/</a></p>	<p><b>Phonics – symbol search</b>  <b>Learning challenge – your grown up will say a sound, you have to find the sound and write the sound.</b></p> <p>Have a look at '<a href="#">WK1 Tuesday Phonics</a>' powerpoint.</p>  <p><b>Remember:</b></p> <ul style="list-style-type: none"> <li>To hold your pencil correctly.</li> <li>To form your letters correctly.</li> <li>To make sure you write the diagraphs the correct way round when writing.</li> </ul>	Break	<p><b>English – Under the Sea</b>  <b>Learning challenge: To think about the different sea creatures that they know about.</b></p> <p>This term we are going to be diving under the sea! What do you know about the sea? Have you ever seen the sea? Have you ever been in the sea?</p> <p>Have a go at thinking about different sea creatures that you think live under the sea?</p> <p>You could write a list and then add pictures to show the different sea creatures.</p> <p><b>Remember:</b></p> <ul style="list-style-type: none"> <li>To think about what sea creatures you already know about.</li> <li>Think about your idea and what sounds you can hear in the word you are trying to write.</li> <li>If you need to, remember to use finger spaces between words.</li> </ul>	Break	<p><b>Maths – 2D shapes!</b>  <b>Learning challenge – to name 2D shapes and talk about their properties.</b></p> <p>Today we will be thinking about and recapping on our 2D shape knowledge. Have a look at the WK 1 <a href="#">Tuesday 2D Shape PowerPoint</a>.</p> <p>Talk about what shapes you know (circle, triangle, rectangle, square, pentagon, hexagon). Talk about how many sides they have and how many corners they have.</p> <p>Have a look around your house and go on a shape hunt. How many of each shape can you find?</p> <p>Can you describe a 2D shape to somebody and get them to guess the shape you are describing? Can you guess the shape some is describing you?</p>  <p><b>Remember:</b></p> <ul style="list-style-type: none"> <li>To name the 2D shape.</li> <li>Count how many sides it has.</li> <li>Count how many corners it has.</li> </ul>	Break	<p><b>Reading</b></p> <p>Reading via Bug Club or your allocated reading book(s).</p>  <p><a href="#">Click here for Bug Club Login</a></p>	Lunch break	<p><b>Computing</b>  <b>Learning challenges – draw your own fish in the fish tank.</b></p> <p>Log into purple mash and select the fish game in your '2do' list. Have a go at drawing your own fish in your fish tank. What type of fish will you have in your fish tank? What colour will it be? Will it include any patterns?</p>  <p><b>Remember:</b></p> <ul style="list-style-type: none"> <li>Click on your '2do' section on purple mash to access the activity.</li> </ul>	<p><b>PE – Learning challenge – balance.</b></p> <p><b>Task:</b>          Imagine you are sitting on a boat out at sea, but it has become very windy and the boat is starting to rock from side to side.</p> <p>Sitting on your bottom, how far can you lean to each side before losing your balance?</p> <p>Which side do you find easier?</p> <p>Can you hold it and count how long you can hold it for?</p> <p><b>Story Time</b>          Please share one of your favourite books with an adult, or visit <a href="https://www.bbc.co.uk/iplayer/episodes/b00jdlm2/cbeebies-bedtime-stories">https://www.bbc.co.uk/iplayer/episodes/b00jdlm2/cbeebies-bedtime-stories</a> and choose a story you have not heard before.</p>

<p>W</p>	<p style="text-align: center;"><b>Morning physical activity - <a href="http://lumpstartionny.co.uk/">http://lumpstartionny.co.uk/</a></b></p> <p><b>Phonics – word building</b>  <b>Learning challenge – to be able to independently hear the sounds and build and write the words.</b></p> <p>Use letter cards you have available in your house or use sounds written on square pieces of paper or post-it notes to build and write the words.</p> <p>Words to build:  ship, dish, ring, thin, chop, chip</p> <p><b>Remember:</b></p> <ul style="list-style-type: none"> <li>To hold your pencil correctly when writing.</li> <li>To form your letters correctly.</li> <li>Diagraphs such as sh, ch, th, ng are two letters that make one sound. Remember to write these diagraphs the correct way round when writing the words.</li> </ul>	<p><b>English – Under the Sea</b>  <b>Learning challenge: To think about the different sea creatures.</b></p> <p>Over the term, we are going to be focussing on the book 'Hooray for Fish'.</p> <p>Watch the YouTube clip and stop after the words “come with me”.</p> <p><a href="https://www.youtube.com/watch?v=-C2viVHVnes">https://www.youtube.com/watch?v=-C2viVHVnes</a></p> <p>Draw a picture of what you think little fish might find as he goes looking around. Remember that little fish is under the sea so think about what he might see.</p> <p style="text-align: center;">Break</p> <p>Add some labels to your picture.</p> <p><b>Remember:</b></p> <ul style="list-style-type: none"> <li>To think about what sea creatures you already know about.</li> <li>Think about your idea and what sounds you can hear in the word you are trying to write.</li> <li>If you need to, remember to use finger spaces between words.</li> </ul>	<p><b>Maths – 3D shapes</b>  <b>Learning challenge – to name 3D shapes and talk about their properties.</b></p> <p>Today we will be learning and recapping all about 3D shapes. Do you know any names of 3D shapes?</p> <p>Have a look at the Wk 1 <a href="#">Wednesday 3D shape PowerPoint</a> – talk about the shapes and what properties they have.</p> <p>Talk about how many faces, they have and how many edges they have and how many corners they have.</p> <p>Can you have a go at describing a 3D shape using lots of mathematical language and somebody guess the shape you are describing? Can some describe a shape to you and you guess the shape?</p> <p style="text-align: center;">Break</p> <div data-bbox="936 858 1227 1066" data-label="Image"> </div> <p><b>Remember:</b></p> <ul style="list-style-type: none"> <li>To name the 3D shape.</li> <li>Count how many faces it has.</li> <li>Count how many edges it has.</li> <li>Count how many corners it has.</li> </ul>	<p><b>Reading</b></p> <p>Reading via Bug Club or your allocated reading book(s).</p> <div data-bbox="1301 272 1391 368" data-label="Image"> </div> <p style="text-align: center;"><a href="#">Click here for Bug Club Login</a></p> <p style="text-align: center;">Break</p>	<p style="text-align: center;">Lunch break</p> <p><b>Art – design your own fish</b>  <b>Learning challenge – to use different materials you may have available in your house to design your own fish.</b></p> <p>Have a look at the powerpoint '<a href="#">T5 WK1 Wednesday Art</a>'.</p> <p>Discuss the colours and patterns of the fish from the story 'Hooray for fish'. There is also a fish template in the resources section on the remote learning website if you would like to use this to help design your fish.</p> <p>Can you design your own fish using different materials you have available in your house? This could be using chopped up coloured paper or cardboard from packaging, sequins, pom poms, anything you have available at home.</p> <div data-bbox="1608 1007 1816 1129" data-label="Image"> </div> <p><b>Remember:</b></p> <ul style="list-style-type: none"> <li>To think carefully about your design, will you include a repeating pattern on your fish design? What colour will it be?</li> <li>Be careful when using scissors.</li> </ul>	<p><b>PE – Learning challenge – balance.</b></p> <p><b>Task:</b>  Imagine you are sitting on a boat out at sea, but it has become very windy and the boat is starting to rock backwards and forwards.</p> <p>Sitting on your bottom, how far can you lean forwards and backwards before losing your balance?</p> <p>Which do you find easier?</p> <p>Can you hold it and count how long you can hold it for?</p> <p><b>Story Time</b>  Please share one of your favourite books with an adult, or visit <a href="https://www.bbc.co.uk/iplayer/episodes/b00jdlm2/cbeebies-bedtime-stories">https://www.bbc.co.uk/iplayer/episodes/b00jdlm2/cbeebies-bedtime-stories</a> and choose a story you have not heard before.</p>
----------	--	--	--	--	--	---

TH	<p style="text-align: center;"><b>Morning physical activity - <a href="http://jumpstartjonny.co.uk/">http://jumpstartjonny.co.uk/</a></b></p>	<p><b>Phonics – dictation</b></p> <p><b>Learning challenge – to be able to independently write the words and sentences.</b></p> <p>Have a look at the powerpoint '<a href="#">WK1 Thursday Phonics</a>'. Click on the audio button to hear the word or the sentence and have a go at independently writing the sentence.</p> <p><b>Remember:</b></p> <ul style="list-style-type: none"> <li>To hold your pencil correctly and form your letters correctly.</li> <li>To listen carefully to hear all the sounds.</li> <li>Remember – diagraphs such as sh, ch, ng, th are two letters but only make one sound.</li> <li>Read back your writing to check you have included all the sounds.</li> </ul>	<p style="text-align: center;"><b>Break</b></p> <p><b>English – Under the Sea</b></p> <p><b>Learning challenge: To think about the different sea creatures.</b></p> <p>Re-watch the video from yesterday. Have a look at all the different fish. When Little Fish talks about the different sea creatures that he sees he uses some words to describe them. These are descriptive words / adjectives.</p> <p>Have a go at pausing the video when it goes onto a different fish. Can you have a go at thinking about some describing words for the fish. For example 'big, small, stripy, spotty'.</p> <p>Have a go at writing a few different sentences using a descriptive word. 'I can see a _____ fish'.</p> <p><b>Remember:</b></p> <ul style="list-style-type: none"> <li>To think about what sea creatures you already know about.</li> <li>Think about your idea and what sounds you can hear in the word you are trying to write.</li> <li>If you need to, remember to use finger spaces between words.</li> </ul>	<p style="text-align: center;"><b>Break</b></p> <p><b>Maths – 3D shapes</b></p> <p><b>Learning challenge – can you remember the different 3D shapes we have looked at and find some 3D shapes around your house</b></p> <p>Before you look at the Wk 1 <a href="#">Thursday 3D Shape PowerPoint</a> – can you remember any of the 3D shapes that you learnt about?</p> <p>Once you have looked at the PowerPoint, have a little look around your house, can you go on a 3D shape hunt around your house. How many of each shape can you find?</p> <p>Which shape did you spot the most? Which shape did you spot the least?</p> <div style="text-align: center;">  </div> <p><b>Remember:</b></p> <ul style="list-style-type: none"> <li>To name the 3D shape.</li> <li>Count how many faces it has.</li> <li>Count how many edges it has.</li> <li>Count how many corners it has.</li> <li>To sort it into the correct column.</li> </ul>	<p style="text-align: center;"><b>Break</b></p> <p><b>Reading</b></p> <p>Reading via Bug Club or your allocated reading book(s).</p> <div style="text-align: center;">  <p><b>Bug Club</b></p> </div> <p style="text-align: center;"><a href="#">Click here for Bug Club Login</a></p>	<p style="text-align: center;"><b>Lunch break</b></p> <p><b>Understanding of the World / Spoken Language</b></p> <p><b>Learning challenge – to articulate your ideas and opinions and add explanation to your thoughts and ideas.</b></p> <p>If you were a fish, what type of fish would you be? What colour would you be? Have a go at explaining your thoughts and ideas.</p> <div style="text-align: center;">  </div>	<p><b>PE – Learning challenge – balance.</b></p> <p><b>Task:</b> Imagine you are sitting on a boat out at sea, but it has become very windy and the boat is starting to rock from side to side.</p> <p>Knelling on your knees this can, how far can you lean to each side before losing your balance?</p> <p>Which side do you find easier?</p> <p>Can you hold it and count how long you can hold it for?</p> <p><b>Story Time</b></p> <p>Please share one of your favourite books with an adult, or visit <a href="https://www.bbc.co.uk/iplayer/episodes/b00jdlm2/cbeebies-bedtime-stories">https://www.bbc.co.uk/iplayer/episodes/b00jdlm2/cbeebies-bedtime-stories</a> and choose a story you have not heard before.</p>
----	---	---	--	--	---	--	---

<p>F</p>	<p>Morning physical activity - <a href="http://jumpstartjonny.co.uk/">http://jumpstartjonny.co.uk/</a></p>	<p><b>Phonics – word building</b>  <b>Learning challenge – to be able to independently hear the sounds and build and write the words.</b></p> <p>Use letter cards you have available in your house or use sounds written on square pieces of paper or post-it notes to build and write the words.</p> <p>Words to build: thud, wish, much, sing, swing.</p> <p><b>Remember:</b></p> <ul style="list-style-type: none"> <li>To hold your pencil correctly when writing.</li> <li>To form your letters correctly.</li> <li>Diagrams such as sh, ch, th, ng are two letters that make one sound. Remember to write these diagrams the correct way round when writing the words.</li> </ul>	<p>Break</p>	<p><b>English – Under the Sea</b>  <b>Learning challenge: To think about the different sea creatures.</b></p> <p>Thinking back to some of the descriptive words from yesterday can you design your very own fish?</p> <p>Think about the size, shape, colour and design of your fish and then create it.</p> <p>Once you have finished, have a go at writing some descriptive sentences about your fish. Think about what words you will use to describe it.</p> <p><b>Remember:</b></p> <ul style="list-style-type: none"> <li>To think about what sea creatures you already know about.</li> <li>Think about your idea and what sounds you can hear in the word you are trying to write.</li> <li>If you need to, remember to use finger spaces between words.</li> </ul>	<p>Break</p>	<p><b>Maths – Pattern and shape</b>  <b>Learning challenge – can you use your knowledge of shapes and create your own pattern.</b></p> <p>Now you are an expert on shape, we are going to explore pattern. You can make patterns using colour, shape, size and so much more.</p> <p>Have a go at making your own pattern using different objects that you have around the house. Can you find a way of recording your pattern so that you can remember what you did?</p> <p>Can you get someone else to start off a repeating pattern for you and then have a go at continuing their pattern – how did you know what would come next?</p> <div data-bbox="929 837 1234 1045" data-label="Image"> </div> <p><b>Remember:</b></p> <ul style="list-style-type: none"> <li>To first identify what the pattern is</li> <li>To notice what is being changed</li> <li>To find the next part of the pattern or sequence.</li> </ul>	<p>Break</p>	<p><b>Reading</b></p> <p>Reading via Bug Club or your allocated reading book(s).</p> <div data-bbox="1279 263 1400 375" data-label="Image"> </div> <p><a href="#">Click here for Bug Club Login</a></p>	<p>Lunch break</p>	<p><b>Feel Good Friday and Time to Shine!</b></p> <p>Spend some time together talking about all of the activities you have done during the week. What did you enjoy the most? What area do you want to get better at next week?</p> <p><b>TIME TO SHINE</b> – Please share your creations and activities via purple mash.</p> <div data-bbox="1892 359 2004 454" data-label="Image"> </div> <p>Please remember that you can follow us at : <a href="https://twitter.com/PHInfants">https://twitter.com/PHInfants</a>  You can also follow our Reception Twitter page @PHIARception</p> <p>Once you have done this, think of your own <b>Feel Good Friday</b> activity. This could be:</p> <ul style="list-style-type: none"> <li>Something creative</li> <li>Going on a walk</li> <li>Having a treat (snack)</li> <li>Watching a film / favourite show</li> </ul> <p>If you want to then join us for a story at 2.40, we look forward to seeing you there 😊</p>
----------	--	---	--------------	---	--------------	---	--------------	---	--------------------	---