

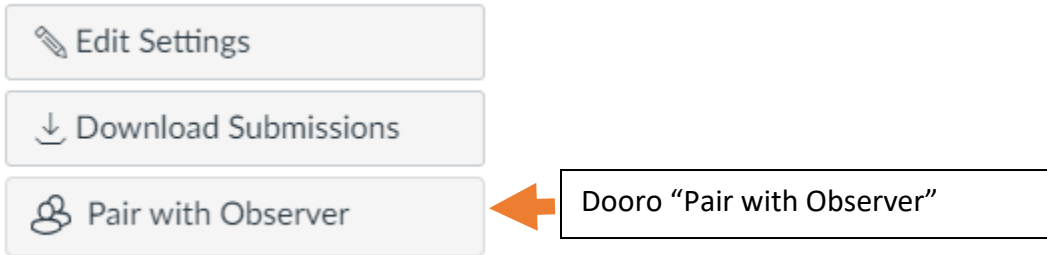
Samaynta kootada Kormeerka Waalidka gudaha Canvas



Waxaad u baahan doontaa “Summada Lamaanayta Ardayga” ee uu sameeyay ardaygaagu ka hor inta aanad samayn kootada kormeerka.

Qaybta I: Uu qabtay Ardayga

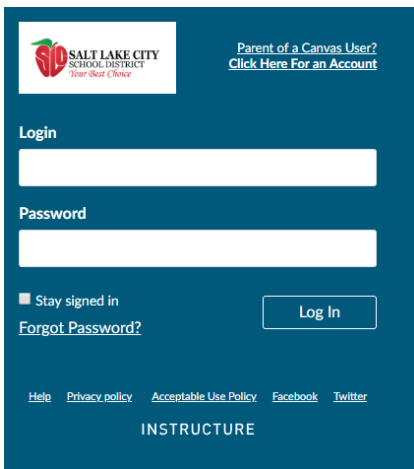
- 1) Ardaygu wax auu booqdaa slcschools.instructure.com oo waxay galaan kootadooda SLCS D Canvas.
- 2) Liiska dhanka bidix, ka aad Kootada (Account) Ka dib tag Setting.
- 3) Dhanka midig, waxaad ku arki doontaa:



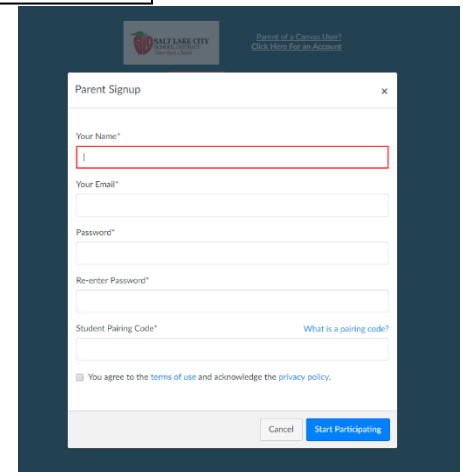
- 4) Muuji summada oo naqil iyadda Ctrl+C ama Cmd+C), ama qor iyada. Waa xaalad xasaasi ah.

Qaybta II: Uu sameeyay Waalidka

- 1) Qayb ama shaashad cusub fur. Booqo <https://slcschools.instructure.com/login/canvas> URL kan waxa uu ka duwan yahay midka ardaygu isticmaalo, markaas hubso inaad u qorto si sax ah,



Cadaadi “Parent of a Canvas User?
Halka riix wixii kootada ah”



- 2) Geli magacaaga, iimaylka, erayga sirta ah, iyo summada lamaanaynta ardayga. Sax bogoska si aad u aqbasho shuruudaha isticmaalka. Ka dib cadaadi “Start Participating”.

- 3) Waxaad heli doonaa iimaulka si aad u xaqiijiso kootadaada. Ka dib, xusuuso inaad isticmaasho URL saxda ah iyo macluumaadka geli wakhti kasta ee aad doonayso inaad ka kormeerto kootada ardaygaaga.