



Weekly Construction Projects Updates

Week Ending: September 6, 2019

FOSTER HIGH SCHOOL

PHASE 1 – Area A (First & Second Floors), Area B (First and Second Floors), and Courtyard

Area A & B: New Classroom Additions

- Steel erection is complete in Area A. Second floor and roof decking are on, and metal stud framing has started along with MEP rough-in.
- The Area B/C infill is now back in construction, with steel erection nearing completion.
- New site work necessary for school opening, including courtyard area flatwork and benches along with ingress/egress points, is in place for school.

PHASE 2 – Area E (First & Second Floors) and Area J (First Floor)

Area E: New Administration Offices, Nurse's Office

- Occupancy in Area E is delayed. Construction work continues.

Area J: Auxiliary Gym

- Area J construction is down to HVAC, doors, and finishes.
- Temporary occupancy has been achieved and this area will be used as lunchroom.

PHASE 3 – Area C (First Floor)

Area C: Counseling Offices, Career Center, Science Rooms, SPED

- Remodeled classrooms (except room 140) were approved for occupancy at school start. Some remodeled classrooms and the counseling areas are projected to be usable by the end of the week ending on September 13.

Area G: New Weight Room (previously mat room), Band/Choir

- No Activities.

PHASE 4 – Area F (First & Second Floor) and Area K (Outside Courtyard)

Area F: Commons

- No work starting yet.

PHASE 5 – Area C (Second Floor), Area D (First & Second Floor), and Completion of Area J (First Floor)

Area C: Remaining existing classrooms in academic wing

Area D: First Floor - Classrooms 120, 121, 122, 123 and restrooms.

Second Floor – Remodel of Library, Classrooms 214, 215, 216, 217 (Language Arts), office A210, upstairs restroom, custodian closet.

Area J: Temporary Commons becomes new gymnasium. Work will include new gym floor and equipment (bleachers, clock, PA system).

- No activities in Areas C and D.

PHASE 6 – All Site Improvements

- Site wet utilities are in and tested and operational.
- Seattle City Light (SCL) has completed their installation.
- Some flatwork is completed, and is ongoing.

PROGRESS PHOTOS – FOSTER HIGH SCHOOL




Reconstruction progress in first floor Area C classroom.



Room 170 in Area C Counseling area (formerly main office). Note the covered temporary walkway (exterior) seen through the window that connects the academic wing to the activities wing.



The elevator is still incomplete, needing final work then inspection by Washington L&I. This will have to be operable to get final occupancy clearance from the City of Tukwila.



Work in new bathroom in Area E to be used by main office staff.



East half of main entry administration office.



Entry to main administrative office in Area E.



Southwest corner of the school's academic wing, converted into small conference room.



Expanded view of the southwest corner of the school, looking to the central area and activity wing on the right side of the photo.



Significant concrete cracking in the floor of the new gym (Area J). This will need to be evaluated for acceptability prior to acceptance. It is unclear if this is a material flaw, or damage from construction equipment.



Southeast corner of the new gym (Area J), with temporary emergency exiting.



Temporary food service will occupy the former weight room until the commons is remodeled.



Area J – New gym, currently serving as temporary lunchroom.




Northeast elevation of the new gym and existing activities wing's eastern entrance.



Beginning the process of fascia on the mechanical equipment (chiller) enclosure on the east side of the activities wing.



While main emphasis on completing Areas C, E, and J, the steel erection in the Area B/C infill (foreground) and Area A addition (right side background of photo) is progressing.




Open space area of 2nd floor teacher's lounge area in Area E.



Work continues in the 2nd floor staff lounge.



A gap in the roof between the north end of the existing academic wing and the new stairwell being installed for Area A, where rain from last week's significant storm event flooded floors on both levels.



Worker installing permanent floor treads on new north stairwell.

SHOWALTER MIDDLE SCHOOL

PHASE 1 – Fire Lane Revisions, Utilities Behind Gym, Modular Office

- Construction has progressed behind the gym, including:
 - Utilities complete.
 - The modulares are complete and in use.

PHASE 2 – Building A Interiors, Storm water Retention, Building B Demo

- The classrooms and office carpeting and VCT are complete, and classrooms returned to use.
- Construction of the modifications to A210 is complete.
- Storm water retention construction is complete.
- Building B has been removed, and the site has been fenced off for starting the school year. Excavations for footings for the new building will start in the next few weeks.
- Floor replacement in the office and reception areas (VCT) has been moved to next summer to ensure work in the critical classrooms is completed first.

PHASE 3 – Commons Addition

- A temporary wall has been constructed on the west wall of the commons, and demo of the existing exterior wall is complete.
- Commons expansion area exterior footings are now poured, and stem walls are formed for a concrete pour.

PHASE 4 – Secured/Separated Construction Areas, School Functional

- No construction work yet.

PHASE 5 – Building A Entry, Bridge to Building B, Gym, All Remaining Work

- Demo work is complete on removal of the gym's west concrete wall panels. The new girder/truss roof support is in-place and resting on its new footings. New footings for the expansion to the west are now being set for concrete pours this week.

PROGRESS PHOTOS – SHOWALTER MIDDLE SCHOOL



West wall of the gymnasium (looking north), now fully supported on the new girder/truss and support columns. In the left center of the photo, the new strip footing is going into place for the expansion.



Stem walls being formed for the A Building Commons Expansion area. This construction zone is securely separated from bus drop off zone.



The former Building B site, now serving as a contractor staging area, but soon to be seeing construction of the new wing here to replace the old building.

CASCADE VIEW ELEMENTARY SCHOOL (CVE)

PHASE A1 – Modular Building Foundation, Adjacent Site Utilities

- Footings/foundations are complete, and modular buildings are set.
- Site utility work is complete.
- Site restoration is now mostly complete with the exception of the modular classroom area.

PHASE A2 – Main Building Interior: Floors, Toilets, Classrooms, Interior Modifications

- New plumbing is complete.
- Flooring work is complete.
- Furniture has been moved back into the classrooms, which are now all in use.

PHASE B – Parking Lot, Dumpster Enclosure, Crosswalk, Play Area

- The trash enclosure structure is complete.
- The parking lot reconfiguration is complete.
- The crosswalk is complete.

PHASE C – Modular Addition, Covered Walkway, All Other Work

- Modular buildings are set.
- Utility connections and interior trim-outs are on schedule for completion.
- The covered walkway is not yet started.

PROGRESS PHOTOS – CASCADE VIEW ELEMENTARY SCHOOL



Cascade View: Looking north across the new westerly modular building. Significant work remains on the building and landscape.



Cascade View: Looking southeasterly across the site of the new modular classroom buildings behind the existing E Wing. These are still under construction, and significant landscape work remains.



Cascade View: Light pole and storm drain removed by Pacific Mobile Structures (PMSI) to accommodate moving in the modular classrooms. This is on the punch list for PMSI's contract to fix.

THORNDYKE ELEMENTARY SCHOOL (THN)

PHASE A1 – Modular Building Foundation, Adjacent Site Utilities, Paving

- Modular building pads are complete, and modular classrooms installed.
- Storm water infiltrators are completed.

PHASE A2 – Main Building Interior: Floors, Toilets, Classrooms

- Flooring is complete.
- Plumbing revisions and bathrooms being added to classrooms are complete.
- Furniture has been moved back to the classrooms and all are now in use.

PHASE B – Parking Lot, Crosswalk, Exterior Finishes, Roofing Overlay, Play Area

- Parking lot reconstruction and crosswalk are complete.
- Exterior siding work is complete.
- All exterior painting is complete.
- Roof overlay (Garland) will be starting next week.
- The play area (by NWPE) is being installed now.

PHASE C – Modular Addition, Adjacent Corridor, Metal Roofing, All Other Work

- Exterior trim work is complete.

PROGRESS PHOTOS – THORNDYKE ELEMENTARY SCHOOL



Thorndyke: Looking south from 144th Street at the new modular classroom added at the east side of the existing school building, nearing completion.



Thorndyke: South side of school, where retaining walls, bio retention structure, and landscaping work remain to be completed.



Thorndyke: Looking north easterly at the access road behind the school, where a segmental block retaining wall is under construction.

TUKWILA ELEMENTARY SCHOOL (TUK)

PHASE A1 – Modular Building Foundation, Adjacent Site Utilities, Paving

- Modular foundation complete, and new classroom modulares are set.
- Installation of the Storm Tech storm water treatment and detentions systems are complete.
- Paving work is complete.

PHASE A2 – Main Building Interior: Floors, Classrooms, Interior Modifications

- Floor replacement is complete.
- Heat pumps have been removed and replaced.
- Interior work is complete.

PHASE B – Parking Lot, Driveway, Crosswalk, Exterior Finishes, Play Area

- Window trim and exterior finish work is complete. The west end where dry rot was discovered is being fully replaced and restoration should be complete within the next few days. This is being sequenced to avoid school activities.

PHASE C – Modular Addition, Courtyard, Covered Walkway, All Other Work

- Exterior trim work is complete.
- Modular buildings are set and being trimmed out.
- The covered walkway is yet to be constructed.

PROGRESS PHOTOS – TUKWILA ELEMENTARY SCHOOL



Tukwila: West exterior wall that was rebuilt to alleviate dry rot, now receiving siding and finish work.



Tukwila: Exit doors to new modular building, where a canopy will soon be built to provide cover for the students.



Tukwila: Space between the new modular building on the left, and existing school on the right. A canopy will cover the walkway between the two separate buildings.



Tukwila: New VCT flooring in classroom.