




**News Headlines:**

This week the children have been drawing all their geographical knowledge together and showing their awareness of global warming and how we can make simple changes at home to help our planet! Their discussions and compassion for our world have been heart-warming.

<p>T</p>	<p><b>Phonics</b>  <b>Learning challenge:</b> This week we are revising our knowledge of the different ways to spell the 'ae' sound.   <b>Today we are focusing on</b> – the 'ai' &amp; 'ay' spelling of ae sound.                   These are the words we are building today. Remember to write each sound on a different piece of paper before you start.                  wait – w/ai/t                  snail – s/n/ai/l                   day – d/ay                  play – p/l/ay                   These are some <b>challenge words</b> for you to read and spell. Write out each word and study it closely. When you are ready cover it over and then write it again without looking.   <b>ai – tail, raining, strain</b>  <b>ay – spray, tray, May</b>                   Begin to create yourself an 'ae' phonics poster to help you to remember all of these different spellings                   Choose one of today's words and write it in an interesting sentence. Remember to check you have all the punctuation you need and clear finger spaces.</p>	<p><b>English</b>  <b>Learning challenge:</b>                  To be able to retell one part of the story.  <b>Success Criteria:</b>                  I can recap the story of Leaf so far.                  I can choose ONE part of the story that I really enjoyed.                  I can draw this part of the story into 3 sections (a beginning, a middle and an end)                  I can say my sentences aloud before I write them down.                  I can use expanded noun phrases, verbs, adjectives in my writing.   <b>Task</b>                  See powerpoint presentation entitled '<a href="#">English Tuesday 29<sup>th</sup> slides</a>'.                   To access the full story of Leaf, please click here: '<a href="#">English Leaf story</a>'                   We have chosen the part of the story where Leaf is collecting leaves as our favourite part. Look closely at the vocabulary used here by Sandra Dieckmann. When retelling this part of the story, try and use expanded noun phrases such as '<b>The timid, furry white Bear stamped his feet..</b>'.                   Write the beginning to your story onto your <b>Purple Mash account</b>. This has been set as a <b>2do by your teacher</b>.   <b>Remember to include:</b>                  capital letters                  finger spaces                  full stops                  expanded noun phrases                  adjectives                  adverbs/ verbs</p>	<p><b>Maths</b>  <b>Learning challenge:</b>                  To be able to add and subtract in a problem using units of measurements.   <b>Remember to</b>                  -Write down any key information to help you add or subtract.                  -Check your answers!                   See the PowerPoint presentation entitled '<a href="#">Maths Tuesday Slides Length 2</a>'   </p>	<p><b>Reading</b>   <b>Spring Break Reading Challenge:</b>                  Are you ready to take on the PHIA reading challenge? Your challenge is to enjoy reading in as many different places you can think of. Send a photo of you reading to your teacher via the Year Group email account:<a href="mailto:year2@phiacademy.org.uk">year2@phiacademy.org.uk</a>                   Reading via Bug Club or your allocated reading book(s).     <a href="#">Click here for Bug Club Login</a></p>	<p><b>Handwriting</b>  <b>Learning challenge:</b>                  To be able to form the blends 'rr'   <b>Remember to:</b>                  Form the letters in the centre of the handwriting lines.                   Practice writing these blends five times                   Then complete the sheet entitled '<a href="#">Tuesday Handwriting sheet rr</a>'.   </p>	<p><b>Grammar</b>  <b>Learning challenge:</b>                  To identify pronouns.   <b>Task –</b>                  Click on the link below to play a game using pronouns.  <a href="https://www.eslgamesplus.com/subject-object-pronouns-game/">https://www.eslgamesplus.com/subject-object-pronouns-game/</a>                   You need to choose and click on the pronoun that best fits the statement shown.                   Remember a pronoun is a word that can function as a noun phrase used by itself and that refers either to the participants in the discourse (e.g. <i>I, you</i> ) or to someone or something mentioned elsewhere in the discourse (e.g. <i>she, it, this</i> ).</p>
----------	---	---	---	--	---	--



Morning physical activity - <http://jumpstartjonny.co.uk/>

Break

Break

Break

Lunch break

<p>W</p>	<p><b>Phonics</b></p> <p><b>Learning challenge:</b> This week we are revising our knowledge of the different ways to spell the 'ae' sound.</p> <p><b>Today we are focusing on</b> – the 'ea' &amp; 'a-e' spelling of ae sound.</p> <p>These are the words we are building today. Remember to write each sound on a different piece of paper before you start.</p> <p>break - b/r/ea/k great – g/r/ea/t</p> <p>cane – c/a-e/n graze – g/r/a-e/z</p> <p>These are some <b>challenge words</b> for you to read and spell. Write out each word and study it closely. When you are ready cover it over and then write it again without looking.</p> <p><b>ea – breaking,</b> <b>a-e – brake, handbrake, pale</b></p> <p>Continue to add to your 'ae' phonics poster to help you to remember all of these different spellings</p> <p>Choose one of today's words and write it in an interesting sentence. Remember to check you have all the punctuation you need and clear finger spaces.</p>	<p><b>English</b></p> <p><b>Learning challenge:</b> To reflect on what I have written so far.</p> <p><b>Success Criteria</b></p> <ul style="list-style-type: none"> <li>-I can reread my story so far.</li> <li>-I can check that I have used expanded noun phrases, adverbs, adjectives in my story to add detail to my writing.</li> </ul> <p>Use the story to reread your chosen part. Think carefully about how you will write the next part to your story.</p> <p>Think carefully about 'how is Leaf feeling at this time? Why is he feeling this way? Are the animals being supportive of him? How can we tell?</p> <p><b>Task</b></p> <p>See resource entitled '<a href="#">English Leaf story</a>' to access the story.</p> <p>Have a go at writing the middle part of your story. Use the story to help you.</p> <p>Click on the powerpoint entitled '<a href="#">English Wednesday 30<sup>th</sup> March slides 2021</a>' to see an example of how we have written up the next part of our favourite part of Leaf.</p> <p>Use the word mat to help to support you in using adjectives/nouns/verbs from the story. Click on the resource entitled '<a href="#">English Wednesday Leaf word mat</a>'</p> <p>Continue writing on the same sheet on your <b>Purple Mash account under your '2do' tab on your account.</b></p>	<p><b>Maths</b></p> <p><b>Learning challenge:</b> To be able to measure accurately using a ruler in cm.</p> <p><b>Remember to</b></p> <ul style="list-style-type: none"> <li>-Line up the ruler with the picture at 0.</li> <li>-Read the ruler to the end of the picture.</li> </ul> <p>See the PowerPoint presentation entitled '<a href="#">Maths Wednesday Slides Length 2</a>' and resources '<a href="#">Maths Wednesday chocolate-bar-measuring-activity-sheet</a>' '<a href="#">Maths Wednesday Measure-a-Line-Activity-Sheet</a>'</p>	<p><b>Reading</b></p> <p>Reading via Bug Club or your allocated reading book(s).</p> <p></p> <p><a href="#">Click here for Bug Club Login</a></p>	<p><b>Handwriting</b></p> <p><b>Learning challenge:</b> To be able to form the blends 'ss'</p> <p><b>Remember to:</b> Form the letters in the centre of the handwriting lines.</p> <p>Practice writing these blends five times</p> <p>Then complete the sheet entitled '<a href="#">Wednesday handwriting sheets ss</a>'</p> <p></p>	<p><b>Story Time</b></p> <p>Please share one of your favourite books with an adult, or visit <a href="https://home.oxfordowl.co.uk/reading/free-ebooks/">https://home.oxfordowl.co.uk/reading/free-ebooks/</a> and choose a story you have not heard before</p>
----------	--	---	--	--	---	---



Morning physical activity - <http://jumpstartjonny.co.uk/>

Break

Break

Break

Lunch break

<p>T H</p>	<p><b>Phonics</b>  <b>Learning challenge:</b> This week we are revising our knowledge of the different ways to spell the 'ae' sound.  <b>Today we are focusing on</b> – the 'eigh' spelling of ae sound.            These are the words we are building today. Remember to write each sound on a different piece of paper before you start.          weigh – w/eigh          sleigh – s/l/eigh          freight – f/r/eigh/t            These are some <b>challenge words</b> for you to read and spell. Write out each word and study it closely. When you are ready cover it over and then write it again without looking.    <b>eigh – eight, weight, neigh</b>    <i>Continue to add to your 'ae' phonics poster to help you to remember all of these different spellings</i>            Choose one of today's words and write it in an interesting sentence. Remember to check you have all the punctuation you need and clear finger spaces.</p>	<p><b>English</b>  <b>Learning challenges:</b>          To write the end to your favourite part of the story.    <b>Success Criteria</b>          I can reflect on what has happened so far in the story.            I can read my story so far making changes to spelling, grammar and punctuation.            I can recall the last part of the story I have chosen.    <b>Task</b>          To continue to write the end to your favourite part of the story.    <b>Consider the following points:</b>            How is Leaf feeling?          Has his emotions changed from the start of the story to now?            Now add this to your story writing. Continue this on your purple mash account.</p>	<p><b>Maths</b>  <b>Learning challenge:</b>          To be able to use skills to investigate and explore a problem.    <b>Remember to</b>            Think what you might need to be successful.            See the PowerPoint presentation entitled '<a href="#">Maths Thursday Slides Length 2</a>'    </p>	<p><b>Reading</b>            Reading via Bug Club or your allocated reading book(s).      <b>Bug Club</b>    <a href="#">Click here for Bug Club Login</a></p>	<p><b>Grammar</b>  <b>Learning challenge:</b>          To understand pronouns and what they are.            A pronoun replaces the noun in a sentence. Click on the link to play a pronoun name- look closely for the pronouns '<b>he</b>' '<b>she</b>' '<b>we</b>' '<b>it</b>' '<b>is</b>' '<b>you</b>' '<b>it</b>' '<b>his</b>'. Click on the balloons to pop the pronouns as you see them.    <a href="https://www.softschools.com/language_arts/grammar/pronoun/balloon_game/">https://www.softschools.com/language_arts/grammar/pronoun/balloon_game/</a>            Now click on the powerpoint entitled '<a href="#">Thursday Grammar pronoun powerpoint lesson</a>'            and the resource sheet entitled '<a href="#">Thursday Grammar Pronouns worksheet lesson</a>'.            On the sheet make sure you read each sentence carefully to see which pronoun best fits.</p>	<p><b>Story Time</b>            Please share one of your favourite books with an adult, or visit <a href="https://www.bbc.co.uk/iplayer/episodes/b00jdlm2/cbeebies-bedtime-stories">https://www.bbc.co.uk/iplayer/episodes/b00jdlm2/cbeebies-bedtime-stories</a> and choose a story you have not heard before</p>
----------------	--	---	--	---	---	---

Morning physical activity - <http://jumpstartionny.co.uk/>

Break

Break

Break

Lunch break


F	<p><b>Phonics</b></p> <p><b>Learning challenge:</b> This week we are revising our knowledge of the different ways to spell the 'ae' sound.</p> <p><b>Today we are focusing on –</b> the 'ey' spelling of ae sound.</p> <p>These are the words we are building today. Remember to write each sound on a different piece of paper before you start.</p> <p>grey – g/r/ey they – th/ey prey – p/r/ey</p> <p>These are some <b>challenge words</b> for you to read and spell. Write out each word and study it closely. When you are ready cover it over and then write it again without looking. These words include all of the 'ae' spellings we have looked at this week.</p> <p><b>Spain, staying, steak, name, eight, grey</b></p> <p>Continue to add to your 'ae' phonics poster to help you to remember all of these different spellings</p> <p>Choose one of today's words and write it in an interesting sentence. Remember to check you have all the punctuation you need and clear finger spaces.</p>	<p><b>English</b></p> <p><b>Learning challenge:</b> To reflect on the story.</p> <p>To respond by drawing pictures to support the chosen part of the story.</p> <p><b>Success Criteria:</b> - I can draw a different ending to the story.</p> <p><b>Task</b> Reflect on the story you have written this week. Can you now illustrate these parts by drawing a picture of the first part/middle part and ending of Leaf that was your favourite?</p> <p>You may wish to either:</p> <p>Draw these parts of the story onto the template entitled '<a href="#">English Friday story scenes</a>'.</p> <p>OR</p> <p><b>Use '2 paint'</b> in Purple Mash by using the painting tools to create the different parts of the story you have written.</p>	<p><b>Maths</b></p> <p><b>Learning challenge:</b> To be able to use skills to investigate and explore a problem.</p> <p><b>Remember to</b></p> <p>Think what you might need to be successful.</p> <p>See the PowerPoint presentation entitled '<a href="#">Maths Friday Slides Length 2</a>' and resource '<a href="#">Maths Friday Length-Word Problems-Task-Cards</a>'</p>	<p><b>Reading</b></p> <p>Choose a digraph (two letters that make one sound) and have a go at reading words that use this digraph in yes and no questions.</p> <p><a href="https://www.ictgames.com/mobilePage/teflATRex/index.html">https://www.ictgames.com/mobilePage/teflATRex/index.html</a></p>	<p><b>Art</b></p> <p><b>Learning challenge</b> To use sculpture to develop and share our ideas, whilst making thoughtful observations about starting points and selecting ideas to use in our work and trying out different activities and making sensible choices about what to do next.</p> <p><b>Success criteria:</b> -experiment with, construct and join <i>natural</i> materials to plan, design and make models.</p> <p>-make sensible choices when selecting materials and what to do next.</p> <p>-use my imagination to develop my sculpture and talk about it.</p> <p>See the PowerPoint presentation entitled '<a href="#">Friday Art Session 6 Natural sculpture</a>'</p>	<p><b>PE</b></p> <p><b>Learning challenge:</b> To navigate and coordinate your body in different ways.</p> <p><b>Warm up</b> Can you jog on the spot for 1 minute? Can you then touch your toes and jump up high and touch your toes again? Repeat this five times. Can you travel in different ways from one side of the room to the other?</p> <p><b>Activity</b> Place cans of food evenly spread out across the floor. Can you travel in and out of these tins in different ways? You may wish to hop, skip, move on your side, jump from two feet to one foot. Challenge yourself accordingly.</p> <p>Make sure that you are working out in a big space and drinking plenty of water.</p> <p>Taking a rolled up sock, hand cloth or a small ball -using one hand can you roll the ball up and down your legs only using one hand? How can we make this less hard?</p> <p>Take a photo of you doing this activity and post it onto your Purple Mash account.</p>
	Morning physical activity - <a href="http://jumpstartjonny.co.uk/">http://jumpstartjonny.co.uk/</a>	Break	Break	Break	Lunch break	



### Further Challenge – Looking forward to Term 5

After the Easter holidays we will be exploring a wide range of Fairy Tale and traditional stories, which have been written in the past and exploring modern interpretations of these stories.

When you are reading together at home please read different types of Fairy Tales like: Cinderella, Hansel and Gretel, Rumpelstiltskin, Little Red Riding Hood, Goldilocks and the three bears, Jack and the Beanstalk and Three Billy Goats Gruff!



**Task:** Think about the characters, the setting and what happens in the story. Which Fairy Tale character would you like to be? Why?

**Note for term 5** – On Monday 26th April 2021 we would like all the children to come dressed as ‘investigators’. We will be needing their expertise and enquiring minds! It is up to you how you come dressed as an investigator – we look forward to seeing your creative ideas!

Enjoy taking part in the Spring break reading challenge!

**Have a fabulous Easter holiday and a well-deserved rest!**