








Headlines of the week:

In English, we have been inspired by Shirley Hughes' wonderful poems to write our own. We have been writing about our own interests e.g. toys, food, animals and Spring.

We have been learning about the Easter Story, why it is the most important festival for Christians and how it is celebrated in the wider community. We have also had lots of fun using pattern to make Easter Eggs with a hidden surprise inside.

T	<p>Phonics /oo/ sound revision Today we are going to be using word building using the word building resources for today's lesson (Tuesday's Phonics resource).</p> <p>First you will need to cut the individual sound cards.</p> <p>When building the words below using the sound cards, remember to: Say the sound and read the word once you have built it.</p> <p>oo-</p> <p>boom</p> <p>broom</p> <p>food</p> <p>hoop</p> <p>loop</p> <p>Further Challenge:</p> <p>blue</p> <p>do</p> <p>June</p>	<p>English Learning Objective To discuss and write ideas Success Criteria Think, write, read Capital letters and full stops. Decide upon how poems make you feel.</p>  <p>Break</p> <p>This term we have looked at outdoor poems, poems can be about absolutely anything. They are all a snapshot of real or imagined experiences. Today you are going to research, discuss and write which poems you may like to write about, why and how poems make you feel. You may find the themes section on poetryline helpful for this, see: https://www.clpe.org.uk/poetryline/themes or the general search facility on the homepage at: https://www.clpe.org.uk/poetryline</p>	<p>Maths Learning Objective To find the missing numbers on given number tracks.</p> <p>Success Criteria Remember to... Work out what comes before and after the number on a number square. Use 100 square to help you find the missing numbers.</p> <p>Break</p> <p>Click on the link below to find the Power Point: T 4 WK 6 Tuesday Missing Numbers</p>	<p>Reading Spring Break Reading Challenge: Are you ready to take on the PHIA reading challenge? Your challenge is to enjoy reading in as many different places you can think of. Send a photo of you reading to your teacher via the Year Group email account: year1@phiacademy.org.uk</p> <p>Reading via Bug Club or your allocated reading book(s).</p>  <p>Click here for Bug Club Login</p>	<p>History Learning Challenge: To know the sequence of stages of sending a telegram. To role play as the operator sending the telegram using the Morse Code.</p> <p>Success Criteria: To show understanding that people have communicated in different ways in the past. To describe and order the stages of sending a telegram.</p> <p>Remember Arrange the role play cards into a chronological order to show how a telegram was sent.</p> <p>Lunch break</p> <p>Click on the links below-</p> <p>T 4 WK 6 Tuesday History How to send a Telegram-Morse Code</p> <p>T 4 WK 6 Tuesday History Role Play Cards</p> <p>T 4 WK 6 Tuesday Morse Code Alphabet</p>	<p>PE Learning challenge: To develop my agility, balance and coordination and to practice jumping.</p> <p>Success Criteria I can jump successfully without wobbling and falling into the water.</p> <p>Click on the link below to find out how we want you to improve your , balance and coordination today: https://www.youtube.com/watch?v=pbmO3ZRREHE&list=PLYGRaluWWTojV3An2WEgsQ4qGFy_91jDL&index=23</p> <p>Think about using the tips on the video to make the activity easier or harder for you. Can you challenge yourself to complete some of the harder challenges?</p> <p>Remember to: Pause the video after each activity and practice it until you feel you have successfully completed each agility game.</p> <p>Story Time Please share one of your favourite books with an adult, or visit https://www.bbc.co.uk/iplayer/episodes/b00jdlm2/cbeebies-bedtime-stories and choose a story you have not heard before.</p>
---	--	---	---	--	---	--

W	<p>Morning physical activity - http://jumpstarttonny.co.uk/</p>	<p>Phonics Link to 'Pru the gnu resource Today you are going to be retrieving the sound <oo> Read – Pru the gnu Identify all the <oo> sounds and make a list of the same sound different spelling.</p> <p>Further challenge:</p> <p>Can you cut up and read the words in 'Reading the /oo/ sound.'</p>	<p>English Learning Objective To write about real experiences in poetry</p> <p>Success Criteria Think, write, read Include Capital letters and full stops Use a range of exciting adjectives Use a range of onomatopoeia.</p>  <p>T4 W6 Y1 Wednesday Lots of Different Toys Song Powerpoint</p> <p>Today you are going to discuss the toys that you like and consider poetic language like the onomatopoeia, alliteration, descriptive verbs and adjectives we have looked at in the collection and how they can be applied in your poetry writing. Today you are going to describe how you feel about the toys and why you like playing with them inclusive of adjectives and onomatopoeia within a poem.</p> <p>Handwriting Once completed watch the handwriting video to complete lower case 't' handwriting. https://central.espresso.co.uk/espresso/primary_uk/subject/module/video_index/item124412/grade1/index.html</p>  <p>The username Espresso username – student29349 Password -Poundhill2016</p>	<p>Maths Learning Objective To order given numbers from smallest to greatest.</p> <p>Success Criteria Remember to... Find number of tens and ones in each number. Look for numbers with smaller number of tens, or zero tens If two numbers have same number of tens, then compare the ones.</p> <p>Click on the Power Point link below:</p> <p>T 4 WK 6 Wednesday Ordering Smallest to Greatest</p>	<p>Reading Reading via Bug Club or your allocated reading book(s).</p>  <p>Click here for Bug Club Login</p>	<p>Computing Learning Objective: To practice and improve typing for home, bottom, and top rows.</p> <p>Success Criteria: I can sit correctly at the keyboard. To use two hands to type.</p> <p>This week you are going to continue learning how to touch type. Before you start, we want you to remind yourself of the top tips for typing by watching: Introduction to typing videos in 2Type (found in Computing) on Purple Mash.</p> <p>Then, complete the following 2dos:</p> <p>2Do: 1-Top Row Keys</p> <p>2Do: 2-Top Row Keys</p> <p>2Do: Top Row Keys</p> <p>Remember: The more you practice, the quicker you will become at touch typing.</p>	<p>PE Learning challenge: To develop my agility, balance, coordination and problem solving.</p> <p>Success Criteria I can pick up my treasure when moving in lots of different ways without wobbling.</p> <p>Click on the link below to find out how we want you to improve your agility, balance, coordination and problem solving today: https://www.youtube.com/watch?v=tT5cjM3m_Tk&list=PLYGRaluWWTojV3An2WEgsQ4qGFy_91jDL&index=25</p> <p>Think about using the tips on the video to make the activity easier or harder for you. Can you challenge yourself to complete some of the harder challenges?</p> <p>Remember to: Pause the video after each activity and practice it until you feel you have successfully completed each game.</p> <p>Story Time Please share one of your favourite books with an adult, or visit https://www.bbc.co.uk/iplayer/episodes/b00jdlm2/cbeebies-bedtime-stories and choose a story you have not heard before</p>
---	--	---	---	---	---	---	--

T H	<p>Morning physical activity - http://jumpstartjonny.co.uk/</p>	<p>Phonics Link to /ie/sound revision</p> <p>Today we are going to be using word building using the word building resources for today's lesson (Thursday's Phonics resource).</p> <p>First you will need to cut the individual sound cards.</p> <p>When building the words below using the sound cards, remember to: Say the sound and read the word once you have built it.</p> <p>Words to build: Pie Lie Cry sky Fly Dry Nice Night</p>	<p>English Learning Objective To write a descriptive poem</p> <p>Success Criteria Capital letters and full stops. Include adjectives Include alliteration</p> <div data-bbox="521 395 779 587">  </div> <p>T4 W6 Thursday animal poems</p> <p>Today you are going to think about animals and how they look, move, what they do and how you feel about the animals. Then you will write a descriptive poem about animals inclusive of adjectives, their senses, and alliteration and how the animal makes you feel.</p>	<p>Maths Learning Objective To find one more and one less than a given number.</p> <p>Success Criteria Remember to... One less is the number just before the number on the 100 square One more is the next number on the Number Square.</p> <p>Click on the link below: T 4 WK 6 Thursday One More One Less</p>	<p>Reading</p> <p>Reading via Bug Club or your allocated reading book(s).</p> <div data-bbox="1182 292 1279 391">  </div> <p>Click here for Bug Club Login</p>	<p>Science Learning Challenge: To explain changes through autumn, winter, spring and summer. To describe the weather in autumn, winter, spring and summer and that the days get longer and shorter.</p> <p>Success Criteria: Remember what we learnt about Autumn and Winter to help us to compare seasons. Remember that there are four seasons in the UK and their names.</p> <p>This week we would like you to learn more about the seasons, this time looking closely at the current season, Spring. T4 Wk 6 Thursday Science Signs of Spring</p> <p>After you have finished reading the PowerPoint, go outside if you are able to, to go on a signs of Spring hunt, how many signs of spring can you find? When you get home, write about what you saw/heard/smelt/felt on your Spring walk. If you prefer, you could do a Spring hunt in your garden or from the window.</p> <p>Remember: There are four seasons in a year and 12 months in a year. That the season we are in right now is Spring. That flowers and other plants that are lovely signs of spring must stay growing where they are and not be picked. Other people will want to enjoy them and remember that plants/flowers are an important source of food for animals too.</p>	<p>PE Learning challenge To perform yoga actions.</p> <p>Click on the link to access a yoga exercise. Cosmic Kids Yoga - YouTube</p> <p>Remember to: Take deep breaths as you perform each move. Make sure you stop for a drink and a rest.</p> <p>Story Time Please share one of your favourite books with an adult, or visit https://www.bbc.co.uk/iptv/episodes/b00jdlm2/cbeebies-bedtime-stories and choose a story you have not heard before</p>
--------	---	---	--	---	--	---	---

F	<p>Easter - Phonics Link to T4 WK6 Sentence dictation Friday 'ie'</p> <p>Today we are going to complete a sentence dictation, revising the <ie> sound.</p> <p>Can a member of your family read the sentence and then you write it?</p> <p>The child had a pie in the sky.</p>	<p>Easter - English Learning Objective: To write a descriptive poem</p> <p>Success Criteria: Think write read Capital letters and full stops Read your sentences carefully. Include your senses. Include adjectives Include onomatopoeia</p> <p>Click on the link below to access the poems:</p> <p>T4 W6 Y1 Friday food poems</p> <div data-bbox="524 560 775 751" data-label="Image"> <p>I like fish, I like eggs, I like cheese and meat, I like cakes and biscuits. In fact I like to eat I don't like milk, I don't like bread, I don't like custard On my head.</p> </div> <p>Break</p> <p>Today you are going to think about your favourite foods or alternatively foods you dislike. Then write a poem about your favourite food and least favourite food inclusive of your sense of taste, touch and smell, alliteration and onomatopoeia. You could even write a poem all about your favourite foods that you enjoy eating over the Easter weekend, if you celebrate this.</p>	<p>Easter – RE Learning Objective</p> <div data-bbox="1016 165 1099 245" data-label="Image"> </div> <p>To be able to recall & name different religious festivals To know the meaning behind individual festivals</p> <p>Success Criteria I can name the most important festival in the Christian calendar. I can recall the story behind the Christian festival of Easter. I can identify the Christian symbol that is associated with Easter. I can explain why Easter is an important festival to Christians.</p> <p>Break</p> <p>This week we would like you to click on the link below to find out all about the Easter Story and what we would like you to do: T4 Wk6 Friday RE The Easter Story</p> <p>Remember: Please take a photo of your poster and upload it to Purple Mash. We would love to see it.</p>	<p>Easter Reading Reading via Bug Club or your allocated reading book(s).</p> <div data-bbox="1173 261 1263 357" data-label="Image"> </div> <p>Click here for Bug Club Login</p> <p>Break</p>	<p>Easter - Art Learning Challenge:</p> <div data-bbox="1576 165 1659 245" data-label="Image"> </div> <p>To understand Easter is a festival celebrated in the wider community.</p> <p>Success Criteria: I can understand that Easter is associated with new life and Spring I can understand how this can be celebrated in the wider community.</p> <p>This week we would like you to learn about all the different ways Easter is celebrated in the wider community by watching the following link on Espresso: https://central.espresso.co.uk/espresso/primary_uk/subject/module/video/item785529/grade1/module1028174/index.html</p> <p>Break</p> <p>If the link doesn't work, please log into Espresso and watch the video 'Easter Time' saved in Espresso; RE1; Easter.</p> <div data-bbox="1420 995 1599 1043" data-label="Image"> </div> <p>The username Espresso username – student29349 Password -Poundhill2016</p> <p>Then, we would like you to decorate an Egg or help the bunny to visit all the eggs in Purple Mash. These two activities are saved as 2Dos for this week, but please feel free to try any of the other Easter activities on Purple Mash.</p> <p>Remember: Please remember to save your work when you've completed it.</p>	<p>Easter PE Learning challenge</p> <div data-bbox="1890 165 1973 245" data-label="Image"> </div> <p>To perform yoga actions.</p> <p>Click on the link to access Spring & Easter themed yoga exercise. https://www.youtube.com/watch?v=kxk78inN-3Y</p> <p>Remember to: Take deep breaths as you perform each move. Make sure you stop for a drink and a rest.</p> <p>Story Time Please share one of your favourite books with an adult, or visit: https://www.bbc.co.uk/iplayer/episode/b0bnb829/cbeebies-bedtime-stories-654-laura-haddock-the-weather-girls</p> <p>Listen to Laura Haddock read The Weather Girls by Delphine Mach. Which season are we in now? The Weather Girls went on lots of adventures. Which adventures are you hoping to go on over the Easter holidays?</p>
---	--	--	--	---	--	--

Further Challenges – Looking forward to Term 5



We will be beginning our learning in Geography, identifying where the UK is in the world and on which continent it is on.

We will also be learning about plants by identifying the different parts of a plant. Over the holidays, please take the time to have a close look at plants and see if you can identify the stem, leaves and petals on the flower. Where might the roots be?



We will be planting seeds after the holidays. We would like to plant our seeds in recycled pots. Please can you collect a 9cm plant pot or a 'Muller light' or equivalent size pot, washed out & dried thoroughly. If your pot doesn't have holes in, please add drainage holes in the bottom. Please bring them into school during the first week back. Please bear in mind that your child may not bring their original pot home.



Go for a lovely walk with your family and look for signs of new life.

How do you know that a plant is beginning to grow? Can you spot the new buds and shoots? See if you can look at the same plant on several different occasions – what changes do you notice in the plants growth? How many leaves can you count each time?

Talk about:

Did you see any baby animals? Can you explain how you know they are babies and not adult animals? Can you explain which animal group they belong to? Remember to look in the Topic section to help you with the animal group words.

Could you hear any signs of Spring? Did you see any signs of new life on the trees?

Wishing you all a safe and fun holiday!