




News Headlines:

What a great term we have had. It has been amazing to have all the children back. This week we have used our knowledge of different people who help us and the jobs that they have and thought about what we want to be when we grow up! The children had great ideas from Fire Fighters, Dancers and Shop Workers. In maths we have continued to work on our number knowledge by showing off our amazing doubling skills and thinking about one more and one less of bigger numbers. Keep on practising your numbers over the holidays, I wonder what numbers you will see? Also keep up the amazing reading at home, enjoy the Spring Break reading challenge and remember that Bug Club will be available if you should need any extra books.

T	<p>Phonics – symbol search Learning challenge – to be able to identify and recognise the sounds we have learnt in phonics so far.</p> <p>Have a look at the powerpoint 'T4 WK6 Tuesday phonics'. Ask your grown up to say a sound and have a go at pointing at the sound and writing the sound too. Can you think of a word that has this sound?</p> <p>Remember:</p> <ul style="list-style-type: none"> To listen carefully to the sound you are trying to find. When writing the sound remember to form your letters correctly. <p>Challenge:</p> <ul style="list-style-type: none"> Can you have a go at thinking of a word with the sound you have found? Have a go at writing the word too! 	<p>English – When I grow up Learning challenge – to think about what you want to be when you grow up.</p> <p>Over this term, we have thought about so many different people and the different job roles they have. Have think about the future and think about when you will be a grown up. What do you want to be when you grow up? What job do you want to have?</p> <p>Draw a picture of you as a grown up, doing the job that you want to do. Then have a go at writing down the job it would be, for example 'Teacher'.</p> <p>Remember:</p> <ul style="list-style-type: none"> Think about what you want to be when you grow up. Draw your picture carefully, thinking about the clothes or uniform you might need. Have a go at labelling your picture. Think about the sounds that you can hear in the word and write these down. 	<p>Maths – doubling Learning challenge – to understand the term doubling and to show answers in a practical way.</p> <p>Have a think about the word doubling. Can you remember what this means? What do the two numbers need to be when we are doubling? They need to be the same. Ask someone to give you a number and then think about what you would need to do to double that number. Have a go at showing your doubling using different objects.</p>  <p>Remember:</p> <ul style="list-style-type: none"> When you are doubling the two numbers need to be the same. You are adding two numbers together. Make sure each group of objects that you have is the same. When you have counted your objects, remember to say 'double ... is 	<p>Reading Spring Break Reading Challenge: Are you ready to take on the PHIA reading challenge? Your challenge is to enjoy reading in as many different places you can think of. Send a photo of you reading to your teacher via the Year Group email account: Reception@phiacademy.org.uk</p> <p>Reading via Bug Club or your allocated reading book(s).</p>  <p>Click here for Bug Club Login</p>	<p>Computing Learning challenges – to be able log onto purple mash to design your own Easter egg.</p> <p>Log onto Purple Mash, click on the '2do' icon. Select the activity to get in role as the Easter Bunny and think about what you might say if you were the Easter Bunny.</p>  <p>Remember:</p> <ul style="list-style-type: none"> Remember you can take a picture of you as the Easter Bunny if you would like to. To think of what you might say if you were the Easter Bunny. To write what you might say in the speech bubble. You could also have a go at recording your message too. 	<p>PE – Learning challenge – ball skills and exploring movements.</p> <p>Task: You will need a dice for this activity.</p> <p>Choose 3 exercises that you have enjoyed over the last term and decide which number they will be (from 1-3). Have a go at rolling the dice and if it lands on those numbers do the activity.</p> <p>Story Time Please share one of your favourite books with an adult, or visit https://www.bbc.co.uk/iplayer/episodes/b00jdlm2/cbeebies-bedtime-stories and choose a story you have not heard before.</p>
---	---	--	--	--	---	--

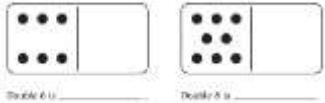
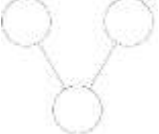


Morning physical activity - <http://jumpstartjonny.co.uk/>

Break

Break

Break

Lunch break

<p>W</p>	<p style="text-align: center;">Morning physical activity - http://tumpstartjonny.co.uk/</p> <p>Phonics – word building Learning challenge – to build words with the diagraphs we have learnt in phonics.</p> <p>Using sound cards you may have available in your house or making your own sound cards by writing the sounds you need on square cut paper (or post-it notes). Have a go at building these words:</p> <p>ship, wish, chop, much, wing, ring, thin.</p> <p>Remember:</p> <ul style="list-style-type: none"> To listen to the sounds carefully to hear all the sounds you need when building the words. Diagraphs have two letters but only make one sound. One you have built the word, read the word and write the word. 	<p style="text-align: center;">Break</p> <p>English – When I grow up Learning challenge – to think about what you want to be when you grow up.</p> <p>Yesterday you thought about what you wanted to be when you grow up and you designed a picture. Today, we are going to think about ‘why’ you want to do that job when you are grown up?</p> <p>Think about the different reasons why you want to do that job and have a go at writing some short captions.</p> <p>It could be ‘I am brave’ or ‘I like to help people’. Have a go at writing 2 or 3 captions to explain your reasons.</p> <p>Remember:</p> <ul style="list-style-type: none"> To think about your idea first and know what you want to write. Think about each word at a time and have a go at writing them down, writing the dominant sounds you can hear in each word. If you need to use a common word, make sure you spell it correctly. 	<p>Maths – doubling Learning challenge – to understand the term doubling and how to record our answers.</p> <p>Now that we have reminded ourselves what doubling means we are going to try and record our answers in lots of different ways. Choose a number and first of all have a go at doubling this number using practical objects. Now have a go at drawing some pictures to represent the number that you have doubled. Next write down the number sentence that would go with this e.g. $4+4 = 8$.</p> <p>As a challenge can you now see if you can have a go at writing your number sentence in the whole part method – think about what numbers are the parts and what number is the whole number.</p> <p style="text-align: center;">ik</p> <p style="text-align: center;">Double Dominoes to 20</p>  <p style="text-align: center;">  </p> <p>Remember:</p> <ul style="list-style-type: none"> When you are doubling both numbers need to be the same. Make sure that you are counting carefully when you are drawing. Make sure that all your numbers are the right way round when you are writing. 	<p style="text-align: center;">Break</p> <p>Reading</p> <p>Reading via Bug Club or your allocated reading book(s).</p> <p style="text-align: center;"> Bug Club</p> <p style="text-align: center;">Click here for Bug Club Login</p>	<p style="text-align: center;">Lunch break</p> <p>Art – design your own Easter egg. Learning challenges – to use materials you have available in your house to design your own Easter Egg.</p> <p>Have a look at the resource ‘WK6 Wednesday Art’. If you would like to you could print out the outline to help design your Easter egg.</p>  <p>Remember:</p> <ul style="list-style-type: none"> To think about what colours you would like to use. What shapes/patterns will you use? Will you include a repeating pattern? 	<p>PE – Learning challenge – ball skills and exploring movements.</p> <p>Task: You will need a dice for this activity.</p> <p>Choose 3 more exercises that you have enjoyed over the last term and decide which number they will be (from 4 -6). Have a go at rolling the dice and if it lands on those numbers do the activity.</p> <p>Story Time Please share one of your favourite books with an adult, or visit https://www.bbc.co.uk/iplayer/episodes/b00jdlm2/cbeebies-bedtime-stories and choose a story you have not heard before.</p>
----------	---	--	--	---	---	--

T	<p style="text-align: center; color: red;">Workout Wednesday! -</p>	<p>Phonics – sound swap Learning challenge – to identify which sound needs to be swapped to make a new word.</p> <p>Children to write a word and then identify which sound they need to change/swap to create a new word. E.g. cat > mat (children would identify that they need to swap ‘c’ to ‘m’).</p> <p>Can you have a go at some of these sound swaps?</p> <p>sip > ship > shop > top > tap > chap > chop > chip</p> <p>Remember:</p> <ul style="list-style-type: none"> Say the word slowly to hear the sound that needs to be swapped. 	<p style="text-align: center;">Break</p> <p>English – Easter and spring Learning challenge – to use your senses to describe spring.</p> <p>As it is very soon going to be Easter, and the Easter holidays, we are going to finish off with some nice spring time activities.</p> <p>Go outside (if you can) or look out a window. Think about your different senses and write down your ideas based on the following...</p> <p>I can see ... I can hear ... I can smell ...</p> <p>Finish the sentences to create a poster all about Spring time.</p> <p>Remember:</p> <ul style="list-style-type: none"> To think about your idea first and know what you want to write. Think about each word at a time and have a go at writing them down, writing the dominant sounds you can hear in each word. If you need to use a common word, make sure you spell it correctly. 	<p style="text-align: center;">Break</p> <p>Maths – one more Learning challenge – to be able to work out 1 more than numbers to 20.</p> <p>Have a go at making yourself a number line or some number cards with numbers 1-20. Choose a number a count that amount of objects to match. If you add one more to your group how many will you have? Don’t forget to say “1 more than ... is... Next have a go at writing down the number sentence to show what you have just done, e.g. 13+1 = 14. Remember to have a go with more than one number. What do you notice? Is your number getting bigger or smaller?</p> <p>If you want to challenge yourself have a go at writing your number sentence in the whole part method.</p> <div data-bbox="943 730 1211 1038" data-label="Image"> </div> <p>Remember:</p> <ul style="list-style-type: none"> Remember to only add 1 more. When you are adding your number will get bigger. When you are writing numbers make sure that they are all the right way round. 	<p style="text-align: center;">Break</p> <p>Reading</p> <p>Reading via Bug Club or your allocated reading book(s).</p> <div data-bbox="1368 300 1464 400" data-label="Image"> </div> <p>Click here for Bug Club Login</p>	<p style="text-align: center;">Lunch break</p> <p>Art – drawing your own Easter Bunny. Learning challenge – have a go at drawing your own Easter Bunny.</p> <p>Have a look at the resource ‘WK6 Thursday Art’ – this will show you step by step on how to draw your own Easter Bunny.</p> <div data-bbox="1603 549 1809 692" data-label="Image"> </div> <p>Remember:</p> <ul style="list-style-type: none"> To have a go and try your best. Most importantly, have fun drawing your own Easter Bunny. 	<p>PE – Learning challenge – Workout Wednesday!</p> <p>Task: Have a look back at the different ‘Workout Wednesday’ videos. Can you have another go at your favourite one? Can you beat the teacher?</p> <p>Story Time Please share one of your favourite books with an adult, or visit https://www.bbc.co.uk/iplayer/episodes/b00jdlm2/cbeebies-bedtime-stories and choose a story you have not heard before.</p>
---	---	--	---	---	--	---	---

F

Morning physical activity - <http://jumpstartionny.co.uk/>

Phonics – dictation

Learning challenge – to write words that include digraphs and begin to write simple sentences independently.

If you are able to, look at the powerpoint '[WK6 Friday Phonics – dictation](#)'.

Click on the audio sound button to hear the word for you to write down. Once you have written the word, you can click on the next slide to see if you wrote all the sounds in the word. We will also be writing the sentences too.

Words to write: fish, chin, sing, thing

Sentences to write:

Fish and chips.

The big red shed.

Remember:

- Say the word slowly to hear the sounds to write the word.
- Read your word/sentence back to make sure you have included all the sounds and words.

Break


English – Easter

Learning challenge – to design a new flavour Easter Egg.

Some people who celebrate Easter, like to have chocolate Easter Eggs.

Have a go at designing your very own Easter Egg. What flavour would you make it? What colour would you make it? Would you make it include a pretty pattern or design on the outside?

Design your own Easter egg



Remember:

- Think carefully about what you want it to look like first.
- Have a go at writing a label to say what flavour it would be.


Break

Maths – one less

Learning challenge – to be able to work out 1 less than numbers to 20.

Have a go at making yourself a number line or some number cards with numbers 1-20. Choose a number a count that amount of objects to match. If you take one away from your group how many will you have? Don't forget to say "1 less than ... is". Next have a go at writing down the number sentence to show what you have just done, e.g. 13 - 1 = 12. Remember to have a go with more than one number. What do you notice? Is your number getting bigger or smaller?

Challenge: get someone to tell you a number and can you tell them what one more and one less than the number is?



Remember:

- Remember to only take 1 away
- When you are taking away your number will get smaller.
- Make sure that you are writing your numbers the right way round.

Break

Reading

Reading via Bug Club or your allocated reading book(s).



[Click here for Bug Club Login](#)

Lunch break

Time to Shine!

Spend some time together talking about all of the activities you have done during the week. What did you enjoy the most? What area do you want to get better at next week?

TIME TO SHINE – Please share your creations and activities via purple mash.



Please remember that you can follow us at : <https://twitter.com/PHInfants> You can also follow our Reception Twitter page @PHIARception

Once you have done this, think of your own 'Feel Good Friday' activity. This could be:

- Something creative
- Going on a walk
- Having a treat (snack)
- Watching a film / favourite show

Have a brilliant Spring break – we hope you have a lovely two weeks off and look forward to seeing you in Term 5!

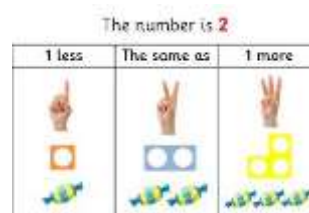


Maths – one more and one less

Learning challenge – to be able to work out 1 more and one less than numbers to 20.

We have been practicing one more and one less this week and now we are going to see if we can remember what we need to do to find one more or one less.

Get someone to tell you a number and ask you one more or one less. What do you have to do to work out the answer? Will your answer be getting bigger or smaller? Can you show how you worked out the answer?



Remember:

- One less means you are taking one away
- One more means that you are adding one more
- Listen carefully to whether you are finding one more or one less when someone asks you.

Further Challenge – Looking forward to Term 5

After the Easter holidays we will be diving under the sea! Can you have a think about some animals that might live under the sea and any animals you would like to learn more about? Have a think about the following questions...

- Can all animals live or go under the sea? Why or why not?
- Have you ever seen the sea? Or been in the sea? If yes, where did you have to go to get to the sea?

We hope you have a fun, relaxing and safe holiday. See you soon!

