

Mrs. Ochinero's First Grade
Parent Lesson Plans
(March 29-April 1, 2021)

English Language Arts (once a day)/Artes del idioma inglés (una vez al día)



ZOOM CLASS MEETING LINK ONLINE! (Synchronous Instruction)
MONDAY-THURSDAY* at 9 A.M. - 11:30 A.M.

*No School on Friday 4/2/21

NOTE: SPECIAL **STEAM DAY on Thursday** to culminate our Space Unit in ELA/ELD and Science. Please have your kit of supplies ready for use during Zoom on Thursday.

*PICK UP OF MATERIALS WILL BE THIS TUESDAY and WEDNESDAY
(STEAM Kits and new curriculum)

Benchmark ELA/ELD Unit 8/Week 3 Unit Theme: Observing the Sky
Our Essential Question: Why do the sun and the moon capture our imagination?

READ ALONG ON SEESAW M-Th with:

My Shared Readings: "Shapes in the Clouds" and "The Sun"

Mentor Read-Alouds: "Night and Day"

Decodable: "Red Bird Chirps"

MATERIALS NEEDED FOR LIVE SESSIONS:

Mini-decodable phonics book 24a: "Red Bird Chirps"

My Shared Readings 7 & 8: "Shapes in the Clouds" and "The Sun"

Math Mats: for use with the following lessons: Reteaching Topic 9 (Monday), Topic 9 TEST (Tuesday), Topic 9 Performance Task (Wednesday), & STEAM KIT items (Thursday)

Whiteboards and whiteboard markers/sock eraser

Writer's Journals

MATERIALS NEEDED FOR ASYNCHRONOUS WORK:

Math

Happy Numbers(iPad)

Practice and Reteaching Workbook: None

Math Mats for Reteaching, Topic 9 TEST and Performance Task

Math Journal,

1-120 number chart, new subtraction flashcards, dice, blue plastic tens rod and unit cube sample

ELA/ELD

Reading A-Z/Razz Kids-1 book recording per day (iPad)

See manilla envelope with:

~High Frequency Words Lists 12/13

Weekly Word Work Packet for Lists 12/13

Monday: Word Work~Rainbow Write, Tuesday: Word Work~ Vowel or

Consonant, Wednesday: Word Work~Three Times Each, Thursday: Word Work~Backwards Write & Word Work~ What's it Worth?
My Shared Readings- "Shapes in the Clouds" (Tuesday) and "The Sun"
Friday's word work: Find the /ûr/ words in "Red Bird Chirps" +
HFW:earth, every, near, school

Writing:

New Writing story element templates for: *On Wednesday, We Write (Main Character)*

Writing Journal

My Shared Readings/Mini-decodable

(Students will need their supply bags, writing ABCs, A-Z and 1-120 templates in sheet protectors and new subtraction flash cards + dice from zipper cases all week.)

ELA/ELD

Monday and Tuesday

Read your "Red Bird Chirps" phonics decodable. You may **read along and/or record a page.**

Monday

Trace the letters Aa-Zz on your "*Manuscript Formation Guide*" with your finger and then try tracing it again using the eraser side of your UNSHARPENED pencil as you say your ABCs out loud.

Tuesday

Place your "*This Is My Alphabet*" paper inside the blue report cover with the plastic front first. Then using a whiteboard marker, write your letters Aa-Zz over the "This Is My Alphabet" page using your manuscript formation guide to help you with the order and steps for making each letter of the alphabet. You can write on your white board or in your journal also if you are missing any supplies.

Wednesday

On Wednesday, We Write~Writer's Journal-*Main Character* analysis template-Write six words describing the main character and write whether you liked the character or not and why. See book selection in Seesaw and read along with the narrator first.

Tuesday and Thursday


+ Add a \$1,000,000 sentence to My Shared Readings "Shapes in the Clouds" (Tuesday) and "The Sun"(Thursday), then illustrate it



Thursday


Find the /ûr/ words in "Red Bird Chirps" + HFW:earth, every, near, schoolRecord yourself reading them and/or write them in your journal.


Monday-Thursday: Listen to and read along with the readings for the week on Seesaw. Think about the stories.

Writing: Writer's Journal for Seesaw Activity (moon)/New Writing Templates~Main Character-Neil Armstrong for our selected story and National Geographic for Kids video of the week-See packet in new envelopes

	<p>behind the word work packets and Seesaw for details.</p>  <p>MUST DOS~ASYNCHRONOUS ONLINE INSTRUCTION</p>
	<p>***See Daily Theme ELA Activities on Seesaw with materials in the current first grade packet/please take a picture of word work and math pages and submit on Seesaw in Activities***</p> <p><u>Monday:</u> On your iPad, please go to SEESAW, then go to <u>Activities</u> for today's assignment:</p> <p><u>Tuesday:</u> On your iPad, please go to SEESAW, then go to <u>Activities</u> for today's assignment:</p> <p><u>Wednesday</u> On your iPad, please go to SEESAW, then go to <u>Activities</u> for today's assignment:</p> <p><u>Thursday</u> On your iPad, please go to SEESAW, then go to <u>Activities</u> for today's assignment:</p> <p>NOTE: CONTINUE GOING TO SEESAW <u>EACH DAY</u> TO FIND ASSIGNMENTS (Posted at 11:31 a.m. or earlier this week on M-Th) FOR YOU TO COMPLETE AFTER OUR LIVE ZOOM MEETINGS AS YOUR ASYNCHRONOUS ONLINE PORTION OF THE INSTRUCTIONAL DAY (The complete directions for all activities are found on Seesaw. Please find the bow tie icon on your iPad and go to Mrs. O's Outstanding First Graders for the detailed instructions.)</p>

<p>Mathematics/Matemáticas (una vez al día) (once a day)</p>	
	<p>MUST DOS~ASYNCHRONOUS INSTRUCTION</p> <p>Activities to work on using pages found in your curriculum packets: (POST in SEESAW: NONE THIS WEEK/Topic 10 begins April 12) *Note that in Seesaw, you will see instructions and a video of the teacher reading and answering the Reteaching and Practice pages found in your blue Common Core Reteaching and Practice Workbook. Please follow along with the video lesson and feel free to pause and check for accuracy and to complete the assignments listed.</p> 

	<p>Math Topic: Posting of Topic 9 TEST and Performance Task plus Happy Numbers for asynchronous work</p> <p>This week's lessons in Topic 9 are: Reteaching (Monday), TEST (Tuesday), Performance Task (Wednesday), and STEAM with picture of Moon Phases (Thursday), along with Subtraction Flashcard practice/addition with dice in Math Journals (Thursday) + Happy Numbers (Monday-Thursday).</p>  <p><u>Wednesday:</u> ~Use your 120 Chart. Practice saying your numbers out loud from 1-120. Try to do this 5 times today.</p> <p><u>Thursday:</u></p> <ul style="list-style-type: none"> • Use your BLANK 120 Chart. (Template is inside the sheet protector) Then fill in the blank boxes using a whiteboard marker on top of the plastic cover to write your numbers from 1-120. Please use your 120 Chart to help you do this correctly. Try to go as far as you can in no more than 15 minutes. <p>Flashcard Drill/ in your Math Journal</p> <ul style="list-style-type: none"> • USE YOUR <u>NEW</u> SUBTRACTION FLASHCARDS FOR: Flashcard practice/record differences in your Math Journals (use at least 10 cards front and back) • Roll your number cubes/dice 3 times to determine addends and add to find the sum. Write equations vertically and horizontally.
	<p>ZOOM CLASS MORNING MEETINGS begin every day, MON.- THURS., at 9 A.M.</p>

P.E/Art	
	<p><u>PE</u> *</p> <ul style="list-style-type: none"> <input type="checkbox"/> GoNoodle or Play outside/Juega afuera 20 mins. <input type="checkbox"/> Bring your water and dress for PE on Monday for Coach D. time! <p><u>ART</u></p> <ul style="list-style-type: none"> <input type="checkbox"/> Add illustrations to your \$1,000,000 sentence to My Shared Readings “ Shapes in the Clouds ”(Tuesday) and “The Sun ” (Thursday)

Social Studies/Science /Estudios Sociales / Ciencias	
	ZOOM CLASS MEETINGS MONDAY-THURS* at 9 A.M. -11:30 A.M. *NO SCHOOL on Friday
✓	<u>Science/Ciencia</u> (MUST DO) /See Seesaw Activities as posted
✓	<p><u>Social Studies/Ciencias Sociales</u> (MUST DO) See Seesaw Activities as posted</p> <ul style="list-style-type: none"> • Sky and Space (ELA and Science) • Weather/Spring (Science) • Cesar Chavez (Social Studies) <p>Ongoing: Review Zoom Expectations and Workspace in Seesaw Activities Vocabulary: <i>login, logging in, mute, unmute, video, chat, passcode, classcode</i></p> <p style="text-align: center;">Independently practice logging on to Zoom*, Seesaw, Kids A-Z/Razz Kids, and Happy Numbers everyday.</p> <p>Please have STUDENTS practice logging into ZOOM DAILY so that they can do this independently. 😊</p> <p>*See Mrs. Ochineró's ZOOM LINK on Class Dojo under Class Story and Parent Messages and on Seesaw under Student Announcements</p>

All Online Programs/Programas en línea	
	<p><u>Seesaw</u>-Messages and Announcements as well as <u>Student Work and Online Activities</u> found here <u>Class Dojo</u>-Messages and Announcements <u>Parent Square</u>-Messages and Announcements Asynchronous Daily Practice for Reading and Math on Kids A-Z and Happy Numbers *****NEW: PLEASE SEE SEPARATE LOGIN INFORMATION FOR <u>HEARBUILDER</u> and login for DAILY lessons and practice***** ***SEE ZOOM INVITATION/LINK and MEETING DATES POSTED ALSO IN: SEESAW under Student Announcements, PARENT SQUARE classroom message & CLASS DOJO in Class Story and Parent Messages, FOR OUR LIVE ZOOM CLASS MEETINGS (M-F @ 9a.m.)*** NO SCHOOL FRIDAY</p>

Office Hours/Horas de oficina



If you have any questions, contact me between 12-3 pm /Si tiene alguna pregunta, contácteme entre las 12 y las 3 p.m.

Tutoring continues on Zoom: Tuesdays and Thursdays 12:30-1 p.m.

Mrs. Sinead Ochinero: cell (408) 775-0714

Email: sinead.ochinero@arUSD.org

Smiles/Sonrisas, Mrs. O/Sra. O

Please watch our class **Seesaw** account
for video lessons, links, and activities (past and current)
to help with and to enhance
your child's distance learning.

Thank you for all you are doing to support and facilitate learning at home!

Por favor, mire nuestra **Seesaw**
para lecciones en video, enlaces y actividades
para ayudar y mejorar
el aprendizaje a distancia de su hijo.
¡Gracias por todo lo que está haciendo para apoyar y facilitar el aprendizaje en casa!

Vui lòng xem của chúng tôi **Seesaw**
cho các bài học video, liên kết và các hoạt động
để trợ giúp và tăng cường
học tập từ xa của con bạn.
Cảm ơn bạn vì tất cả những gì bạn đang làm để hỗ trợ và tạo điều kiện học tập tại nhà!